

COMMERCIAL SOLUTIONS

FLUIDRA

POOL, WELLNESS,
FOUNTAINS &
LAGOONS
TECHNOLOGY

'24



FLUIDRA

THE PERFECT POOL EXPERIENCE

We are a leader in the global pool industry. Our portfolio includes some of the most trusted brands, including Jandy®, AstralPool®, Polaris®, Cepex®, Zodiac®, CTX Professional® and Gre®. We offer our customers an expansive array of products across both the residential and commercial pool and wellness markets, and we have a strong geographical footprint with operations in 47 countries.

We have over 6,500 employees and the necessary resources to accelerate innovation in critical areas like energy-efficiency, robotics and the Internet of Things.

Recently, we introduced our **2020-2026 Environmental, Social and Governance (ESG) Plan**, our Responsibility Blueprint. This plan aims to integrate principles of sustainability, social fairness and responsible corporate governance into the way we conduct our business globally as well as in the local communities we operate within. We are convinced that a company with high ESG standards is a more economically sustainable company and one that is more highly valued by its customers, employees and shareholders.

To reflect our ESG focus, we have made an important change to our company mission, as well as added a new vision.

Our mission, which is what drives us every morning we come to work, is: **To create the perfect pool experience responsibly.**

And our vision, which is the motivating reason why we do what we do every day, is: **To enhance lives through innovative and sustainable solutions that transform the way people enjoy water for recreation and health.**

As part of our ambitious **strategic plan**, we are looking forward with the goal to drive the evolution of the pool and wellness space. This plan puts focus on leveraging our **IT infrastructure** as a competitive advantage; advancing **digital solutions** to make owning and working on a pool easier and more enjoyable; utilizing and commercializing our **data** to generate business opportunities; and simplifying our **internal processes** to make us easier to do business with. By meeting these objectives, we will not only enhance the pool experience for our customers, but also reinforce our dynamic company culture and position our organization for future growth.

Key figures

€2,389MM

Sales

€512MM

EBITDA

+6,500

Employees

47

Countries

+135

Sales
branches

+40

Production
centers

A global powerhouse

40%

Europe

44%

US

16%

Rest of the world



Highly recognized brands



FLUIDRA



fluidra.com

NEW PRODUCTS 2024



ASTRALPOOL

ARAL PLUS C-3000



+ The pump series ARAL PLUS C-3000 made in cast iron and it specifically designed for public pools. Featuring a standard 2-pole motor design that operates at 3000 rpm, up to 12,5HP.

See page 179

ASTRALPOOL

ARAL PLUS C-1500



+ The ARAL PLUS C-1500 made in cast iron and it specifically designed for public pools. Its four-poles, 1,450rpm, design motor up to 25HP, is meticulously crafted for high-performance, offering large flows optimal for substantial pools while maintaining low level of noise during its operation.

See page 181

ASTRALPOOL

EASY SALT NEXT VC



+ Self-cleaning salt electrolysis systems for application in commercial and public pools up to 190 g. chlorine/hour

See page 233

ASTRALPOOL

EXCELLIUM INVERTER 30 - 45



+ The Excellium Full Inverter heat pump provides maximum energy savings thanks to its Full Inverter technology. It is an ideal solution for large swimming pools in hotels, campsites, sports clubs, public swimming pools, wellness areas, spas and water parks.

See page 364

ASTRALPOOL

EXCELLIUM INVERTER 60 - 90 - 130



+ The Excellium Full Inverter heat pump provides maximum energy savings thanks to its Full Inverter technology. It is an ideal solution for large swimming pools in hotels, campsites, sports clubs, public swimming pools, wellness areas, spas and water parks.

See page 364

ZODIAC

TRX 8500 IQ - VORTRAX



+ Specifically designed for intensive use in small to medium public pools. Tough, smart and ultra-efficient.

See page 256

NEW PRODUCTS 2024



TRX 8700 IQ - VORTRAX



- + Specifically designed for intensive use in public pools tough, smart and ultra-efficient.

See page 257



LUXOR LOUNGER



- + The chaise longue model for reclining with semi-flexible legs, a classic, timeless design on a raised rectangular base, its particular shape adapts to the body in all the critical areas of the body.

See page 498



SANTORINI LOUNGER



- + A model of chaise longue with a sloping backrest that allows the body to be supported and relaxed in a natural way.
- + Designed on a small base for easy access and incorporation. Its low height optimises space and ensures great stability.

See page 501



COMI LED



- + Adjustable LED floodlight designed to illuminate jets and water effects in ornamental fountains.
- + It is available in white light and RGBW with DMX control.
- + A choice of 2 light patterns is available to maximise the performance of the projector: narrow and wide.

See page 594



AQUAFORTE FLOATING FOUNTAINS



- + A very professional fountain set including 3 different fountain heads: Classic, Trumpet and Crown & Trumpet. Replacing the fountain heads is very easy; with a simple bayonet connection the head can be replaced within seconds! The fountain is equipped with a float and a 560 watt pump with 30 meter cable.

See page 620



SWING Z DANCER JET



- + The Swing Dancer jet effect provides a show of light, color and graceful movements that express feelings and emotions transmitted through the magical combination of water and light, all of which creates the impression of a ballet staged on the water.

See page 574

FLUIDRA

Creating A MORE SUSTAINABLE POOL.

Fluidra is committed to developing more sustainable products and facilitate maintenance. We have selected a range of equipment to help you create a more sustainable pool experience.



Water
Conservation



Energy
Efficient



Chemical
Reduction



Carbon
Reduction



Circular

A more sustainable pool is one that incorporates key features and equipment to achieve a lower environmental impact, by significantly reducing the consumption of resources (water, energy and consumables), and being viable in terms of maintenance cost and return on the initial investment. From VS Pumps that use less energy to water sanitizers that consume less chemicals to automatic covers that prevent water evaporation and reduce thermal loss, Fluidra offers a wide range of solutions that contribute to a more sustainable pool.

WHAT IS A GREEN CONSTRUCTION AND HOW DOES FLUIDRA CONTRIBUTE?

A green construction is a building that in its design, construction or operation reduces or eliminates negative impacts, and that can have positive impacts on our climate and natural environment. Green buildings preserve precious natural resources and improve our quality of life.

There are a number of features that can make a building green. These include:

- Efficient use of energy, water and other resources
- Use of renewable energy, such as solar energy
- Pollution and waste reduction, and the re-use and recycling of materials
- Good indoor environmental air quality
- Use of materials that are non-toxic, ethical and sustainable
- Consideration of the environment in design, construction and operation
- Consideration of the quality of life of occupants in design, construction and operation
- A design that adapts to a changing environment

Green building certificates and assessment initiatives are a set of rating systems and tools that are used to assess a building or a construction project's performance from a sustainability and environmental perspective.



LEED



BREEAM



LEVEL(S)

Level(s)
Building sustainability
performance

WHAT IS LEED?

LEED (Leadership in Energy and Environmental Design) is an ecology-oriented building certification program run under the auspices of the U.S. Green Building Council (USGBC). It is the most widely used green building rating system in the world.



LEED GREEN BUILDING LEADERSHIP

LEED provides a framework for healthy, efficient, carbon - and cost-saving green buildings. LEED certification is a globally recognized symbol of sustainability achievement and leadership.

HOW LEED WORKS

LEED-certified buildings save money, improve efficiency, lower carbon emissions and create healthier places for people. They are a critical part of addressing climate change and meeting ESG goals, enhancing resilience, and supporting more equitable communities.

To achieve LEED certification, a project earns points by adhering to prerequisites and credits that address carbon, energy, water, waste, transportation, materials, health and indoor environmental quality. Projects go through a verification and review process by GBCI and are awarded points that correspond to a level of LEED certification: Certified (40-49 points), Silver (50-59 points), Gold (60-79 points) and Platinum (80+ points).



Platinum

80+ points earned



Gold

60-79 points earned



Silver

50-59 points earned



Certified

40-49 points earned

LEED CERTIFICATION APPLIED TO FLUIDRA PRODUCTS

Although LEED does not certify products, the correct selection and integration of a product or technology do play a role achieving the desired level of a building's certification. With this aim, Fluidra began to map its products in order to support customers in selecting right product and help earn points toward the desired LEED certification label.

	IPc1	WEp2	WEc2	WEc3	WEc4	EAp1	EAp2	EAp4	EAc1	EAc2	EAc6	MRc2	MRc3	MRc4	EQc2	EQc5	INc1
INTERNET OF POOLS	•			•	•	•	•	•	•	•	•						
POOL SURROUND EQUIPMENT	•	•	•		•												
POOL SHELL EQUIPMENT												•	•	•			
BUILDING SOLUTIONS												•	•	•			
FILTRATION	•			•						•							•
PUMPS	•					•	•	•	•	•	•						
WATER TREATMENT PRODUCTS	•			•													•
WATER TREATMENT EQUIPMENT	•			•	•	•	•	•	•		•						•
CLEANING	•																
POOL LIGHTING	•																
POOL LINING MATERIALS																	
DEHUMIDIFICATION	•				•	•	•			•	•						
SWIMMING POOL HEATING SOLUTIONS	•			•		•	•	•	•	•	•					•	
COMPETITION MATERIALS																	

IPc1 Integrative process

WEp2 Indoor Water Use Reduction

WEc2 Indoor Water Use Reduction

WEc3 Cooling tower water use

WEc4 Water metering

EAp1: Fundamental commissioning and verification

EAp2: Minimum Energy Performance

EAp4: Fundamental Refrigerant Management

EAc1: Enhanced commissioning

EAc2: Optimized Energy Performance

EAc6 Enhanced Refrigerant Management

MRc2 Building product disclosure and optimization - environmental product declarations (EPD)

MRc3 Building product disclosure and optimization - sourcing of raw materials

MRc4 Building product disclosure and optimization - material ingredients

EQc2 Low-emitting materials

EQc5 Thermal comfort

INc1 Innovation

WHAT IS BREEAM?

BREEAM (Building Research Establishment Environmental Assessment Method) is the world's leading science-based suite of validation and certification systems for sustainable built environment.



HOW BREEAM WORKS

Since 1990, BREEAM's third-party certified standards have helped improve asset performance at every stage, from design through construction, to use and refurbishment. Millions of buildings across the world are registered to work towards BREEAM's holistic approach to achieving ESG, health, and net zero goals. It is owned by BRE - a profit-for-purpose organization with over 100 years of building science and research background.

591,000 CERTIFICATES IN 90 COUNTRIES

With more than 591,000 certified buildings in 90 countries, BREEAM promotes a more sustainable construction that translates into greater profitability for those who build, operate and/or maintain buildings, thus reducing their impact on the environment, as well as delivering greater comfort and health for those who live, work or use these buildings.

The scheme evaluates impacts in 10 categories (Management, Health and Well-being, Energy, Transport, Water, Materials, Waste, Ecological Land Use, Pollution, Innovation) and awards a final score after applying an environmental weighting factor that takes into account the relative importance of each impact category. It covers the different phases of design, construction and use of buildings, and has evaluation and certification schemes based on the type and use of a building.

BREEAM provides solutions to deal with the following issues:



Net zero carbon



Whole life performance



Health and social impact



Biodiversity



Circularity and resilience



Disclosures and reporting

BREEAM CERTIFICATION APPLIED TO FLUIDRA PRODUCTS

Although BREEAM does not certify products, the correct selection and integration of a product or technology do play a role in achieving the desired level of a building's certification. With this aim, Fluidra began to map its products in order to support customers in selecting the right product and help earn points toward the desired BREEAM certification label.

	Man 02	Man 04	Man 05	Hea 02	Ene 01	Ene 02	Ene 03	Ene 08	Wat 01	Wat 04	Mat 02	Mat 03	Mat 06	Wst 06	Pol 01	Pol 04
INTERNET OF POOLS	•	•	•		•	•	•	•		•						•
POOL SURROUND EQUIPMENT	•								•		•		•	•		
POOL SHELL EQUIPMENT	•										•		•	•		
BUILDING SOLUTIONS	•										•		•	•		
FILTRATION	•		•					•						•		
PUMPS	•	•	•					•						•		
WATER TREATMENT PRODUCTS																
WATER TREATMENT EQUIPMENT	•							•						•		
CLEANING																
POOL LIGHTING	•	•	•		•		•						•	•		•
POOL LINING MATERIALS	•			•							•		•	•		
DEHUMIDIFICATION	•	•	•	•	•							•		•	•	
SWIMMING POOL HEATING SOLUTIONS	•	•	•		•							•		•	•	
COMPETITION MATERIALS																

Man 02: Life cycle cost and service life planning

Man 04: Commissioning and handover

Man 05: Aftercare

Hea 02: Indoor air quality

Ene 01: Reduction of energy use and carbon emissions

Ene 02: Energy monitoring

Ene 03: External lighting

Ene 08: Energy-efficient equipment

Wat 01: Water consumption

Wat 04: Water-efficient equipment

Mat 02: Environmental impacts from construction products – Environmental Product Declarations (EPD)

Mat 03: Responsible sourcing of construction products

Mat 06: Material efficiency

Wst 06: Design for disassembly and adaptability

Pol 01: Impact of refrigerants

Pol 04: Reduction of night-time pollution

WHAT IS LEVEL(S)?

Level(s) is the European framework for sustainable buildings. It provides a common language for assessing and reporting on the sustainability performance of buildings. It is a simple entry point for applying circular economy principles in our built environment.



LEVEL(S) FRAMEWORK

Level(s) offers an extensively tested system for measuring and supporting improvements, from design to end of life. It can be applied to residential buildings or office LEED frameworks. It is a globally recognized symbol of sustainability achievement and leadership.

HOW LEVEL(S) WORKS

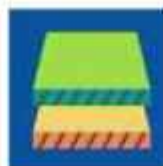
Level(s) uses core sustainability indicators to measure carbon, materials, water, health, comfort and climate change impacts throughout a building's full life cycle. It is a flexible solution for identifying sustainability hotspots and for future-proofing your project or portfolio. By using Level(s) you are contributing to EU policy goals to strengthen the sustainability of Europe's buildings, which are responsible for:

- 1/2 of all extracted materials
- 1/2 of total energy consumption
- 1/3 of water consumption
- 1/3 of waste generation.

Level(s) is open source and freely available to all.



Carbon emissions



Materials



Water use



Health

LEVEL(S) FRAMEWORK APPLIED TO FLUIDRA PRODUCTS

Although LEVEL (S) does not certify products, the correct selection and integration of a product or technology do play a role in achieving the desired level of a building's certification. With this aim, Fluidra began to map its products in order to support customers in selecting the right product and help earn points toward the desired LEVEL(S) framework label.

	1.1	1.2	2.1	2.2	2.4	3.1	4.1	4.2	6.1
INTERNET OF POOLS	•	•				•			•
POOL SURROUND EQUIPMENT		•	•	•	•	•			•
POOL SHELL EQUIPMENT		•	•	•	•				•
BUILDING SOLUTIONS		•	•	•	•				•
FILTRATION	•	•			•				•
PUMPS	•	•			•				•
WATER TREATMENT PRODUCTS									
WATER TREATMENT EQUIPMENT	•	•			•	•			•
CLEANING									
POOL LIGHTING	•	•	•	•	•				•
POOL LINING MATERIALS		•	•	•	•		•		•
DEHUMIDIFICATION	•	•	•	•	•	•	•	•	•
SWIMMING POOL HEATING SOLUTIONS	•	•	•	•	•			•	•
COMPETITION MATERIALS									

1.1: Use stage energy performance

1.2: Life cycle global warming potential

2.1: Bill of quantities, materials and lifespans

2.2: Construction and demolition waste and materials

2.4: Design for deconstruction, reuse and recycling

3.1: Use stage water consumption

4.1: Indoor air quality

4.2: Time outside of thermal comfort range

6.1: Life cycle costs

Commercial Pool, Wellness, Fountains & Lagoons

Fluidra develops innovative, highly technical and sustainable water products & solutions designed to create unique facilities for the “Commercial Pool” category.

✦ Our team of experts offers 360° solutions that ensure a reliable, efficient and durable installation, designed to deliver optimal performance and a perfect user experience responsibly.

SOLUTIONS



POOL



WELLNESS



FOUNTAINS



LAKES & LAGOONS

SECTORS



COMPETITION
EVENTS



SPORTS CLUB



HOSPITALITY



PUBLIC
ADMINISTRATION



REAL ESTATE &
OTHER

Why choose Fluidra in your Project?



ALL-ROUND POOL, WELLNESS & LAGOONS PARTNER



INNOVATION & TECHNOLOGY



ADDED-VALUE SOLUTIONS



EXPERTISE



PRODUCTS MANUFACTURED BY FLUIDRA

OUR BUSINESS MODEL

+ Our extensive experience in the development of innovative products and services with prestigious brands is rooted in a comprehensive and efficient business model that adapts to our different regions and markets.

+ Fluidra is a leader in the aquatic facilities sector. We have a clear mission: to create the perfect pool & wellness experience responsibly.

DESIGN

Design phases:



We have a team of experts with extensive experience in the conception and design of aquatic projects working hand in hand with our clients to imagine your project together right from the start. We use some of the most advanced design tools and technologies throughout this process, including CFD (Computational Fluid Dynamics), Fluidra Live Virtual Reality (VR), and BIM (Building Information Modelling).

PROJECT MANAGEMENT

Project management is the process of planning, managing and leading a team's work and resources in order to achieve shared goals and successfully meet the project's objectives.

Fluidra has a team of on-site project managers specialized in top-level aquatic projects. They are involved from the beginning of the design phase until the delivery of the project to ensure that work is executed correctly, keeping to the schedule and in line with the client's wishes.

TIME · QUALITY · COST



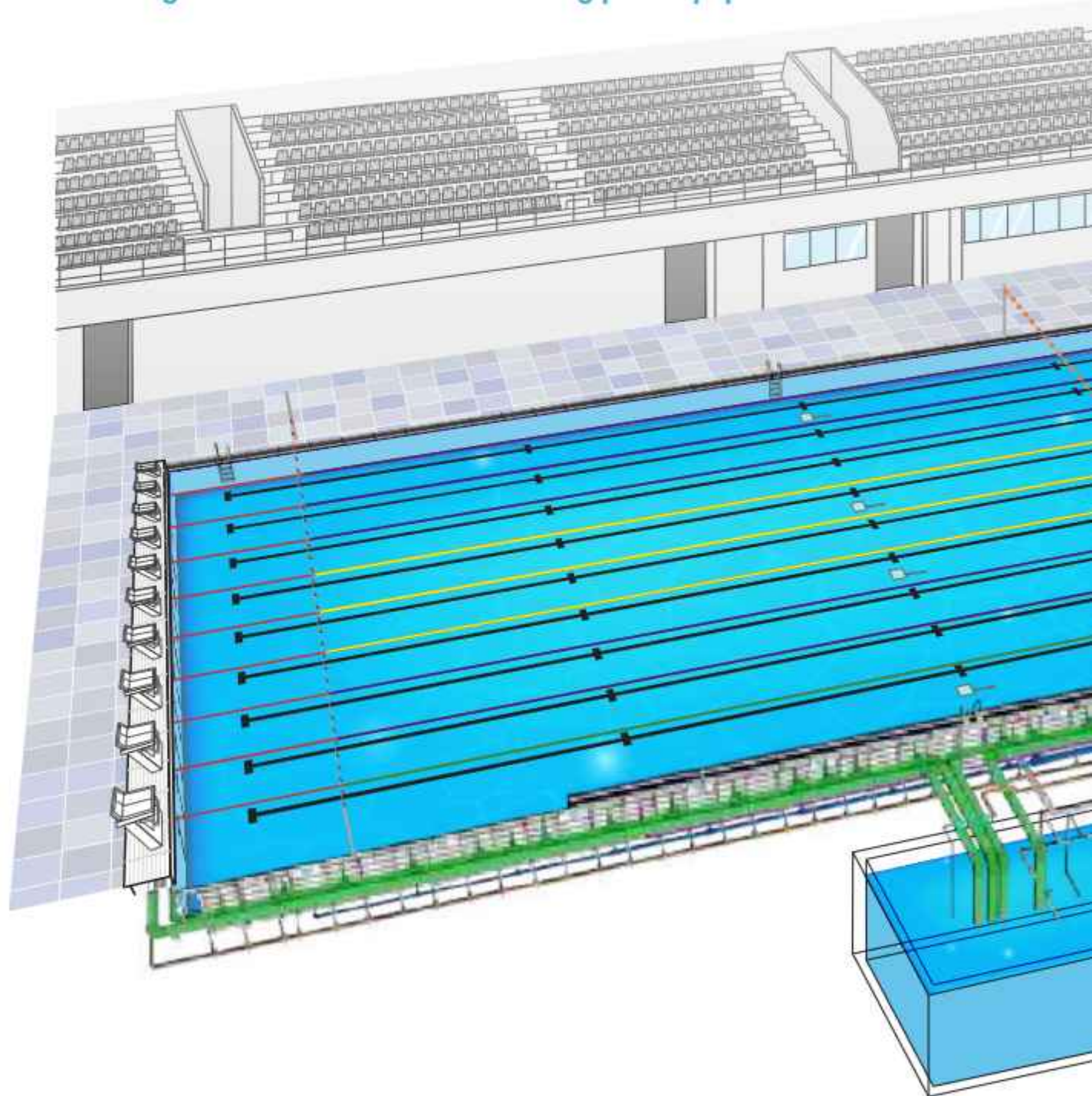
R&D+i

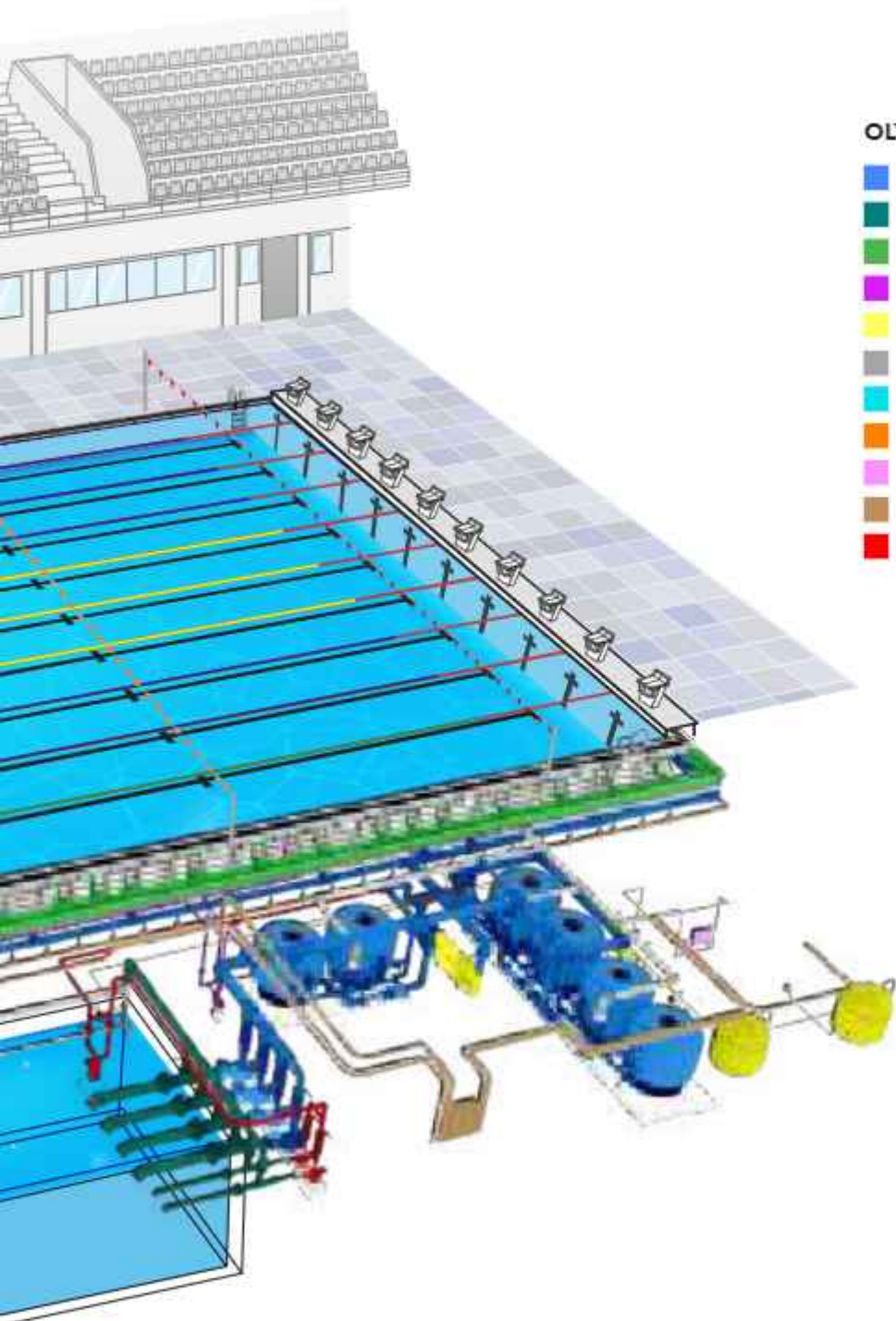
Research, Development and Innovation (R+D+i) is a fundamental part of Fluidra's DNA and a pillar of the company's culture and growth. It has more than 1,400 patents worldwide.

We focus the innovation in the following goal areas:



General diagram of installation of swimming pool equipment





OLYMPIC SWIMMING POOL LEGEND

- FILTRATION SYSTEM
- OUTLET SYSTEM
- OVERFLOW SYSTEM
- CLEAN OUT SYSTEM
- DISINFECTION SYSTEM
- SEWER SYSTEM
- WATERSUPPLY SYSTEM
- RELIEF SYSTEM
- ANALYSIS SYSTEM
- ELECTRICAL SYSTEM
- HEATING SYSTEM

> PICTOGRAMS

Finding your way around the catalogue

 2024 new products	 Energy efficient products	 Chemical reduction products	 World Aquatics
---	---	---	--

ASTRALPOOL

 3-year warranty	 Best in class	 Best value for money	 Professional advice and/or installation recommended*
 Fluidra Connect compatible	 PoolStation compatible	 Recommended for public pools	 Made in Europe
 Until end of stocks	 Heat pump with full inverter technology	 Complies with Standards EN 16582-1 and EN 16713-2	 Includes R410A gas
 includes R32 gas	 Seawater-proof		

* Product recommended for sale in physical stores due to the product's specialized and complex nature and/or its installation.

ctx[®] pro

 Liquid	 Gel	 Buoy format	 Monodosis
 Granulated	 Powder	 20 g Pill	 30 g Pill
 100 g Tablet	 250 g Tablet	 Cartridge	 All types of pools

SR Smith.

 Resin Transfer Molding*	 Salt pool friendly
---	--

* RTM is an advanced manufacturing process. The RTM process creates a composite material that has a high strength to weight ratio - although lightweight, strong and durable. RTM products are salt pool friendly and UV resistant to protect colors from fading.

> PICTOGRAMS

Finding your way around the catalogue




 OPTIONAL BT TECHNICAL ROOM	Can be installed in a technical room	 PATENTED LIFT SYSTEM	Easy to remove from the water using the Lift System that expels a powerful jet of water contained in the cleaner.	 PROFESSIONAL ADVICE AND/OR INSTALLATION RECOMMENDED*	Professional advice and/or installation recommended*
 Ti ²² TITANIUM INSIDE	Contains a titanium element	 SWIVEL	Prevents cable tangling	 BIO POOL	Product specific for natural pools ("bio pools")
 HYGRO CONTROL	Control unit available for Hygro Control	 PUSH'N'GO™	Easy access to the filter with Push'n'Go™	 LOW SALT	Low salt technology chlorinator
 WARRANTY	Whatever the problem, the equipment is repaired or exchanged during the guarantee period.	 PATENTED CYCLONE SUCTION	Product fitted with cyclone suction technology.	 4-WHEEL DRIVE	4-Wheel Drive Cleaner
 UPGRADABLE SYSTEM	Additional options can be added to the equipment.	 NF	NF-certified guarantees quality and safety of certified products and services	 COVER MODE	Pool cover contact to adapt disinfection when pool is closed
 EASY INSTALLATION	Easy installation of equipment	 REVERSIBLE	Option allowing the heat pump to cool the water in the pool	 HEAT ONLY	Heat function only
 EASY RETROFIT	Easy installation and no need to alter piping	 iAqualink™	Product that could be wired to a connected control device to be remotely managed using iAqualink™ app	 MIN. AIR TEMP	Minimum Air temperature required for optimal performance
 MagnaPool ECOSYSTEM	Compatible with the MagnaPool™ system	 iAqualink™	Product with built-in connectivity that can be remotely managed using iAqualink™ app	 WATER TEMP SENSORE	Water temperature reading
 ALL TYPE OF LININGS	Compatible with all surfaces	 ENERGY SAVING	Product with low electricity consumption	 ALL TYPES OF SPAS	Compatible with all type of spas
 ABOVE GROUND POOLS	Compatible with above-ground pools		All-in-one control : product embedding both water treatment and pool equipment management	 LOW NOISE LEVEL	Product with very silent operation
 ALL TYPES OF SWIMMING POOL	Compatible with all types of pools	 Sensor Nav System™	Optimization of movements and cleaning time depending on the configuration of the pool	 EASY FIX	Easy and quick-fix chlorinator cell
 FULL INVERTER	Heatpump with Full Inverter technology	* Product recommended for sale in physical stores due to the product's specialized and complex nature and/or its installation.			





POOLS	21
WELLNESS	395
FOUNTAINS	523
LAGOONS	641



POOLS

FLUIDRA



ASTRALPOOL 

 **CEPEX**

 **ZODIAC**

ctx
pro


**PISCINE
LAGHETTO**

SRSmith

POOLS



GBK Aquatic Center for 2018 Asian Games





OUR MISSION IS TO CREATE THE PERFECT POOL EXPERIENCE RESPONSIBLY

Fluidra, with more than 50 years of experience, is a global leader in developing innovative, highly technical and sustainable pool solutions designed to create unique facilities for the "Commercial Pool" category with its own manufactured equipment.

Our team of experts offers 360° solutions that ensure a reliable, efficient and durable installation, designed to deliver optimal performance and a perfect user experience responsibly.

Involved at every stage of a project, from the first sketches to its start-up, working alongside our customers as well as with architects, public authorities, developers and other stakeholders for many sectors of specialization: **competition events, sport clubs, hospitality, real estate, public spaces, etc.**



INTERNET OF POOLS	27
POOL SURROUND EQUIPMENT	37
POOL SHELL EQUIPMENT	81
BUILDING SOLUTIONS	97
FILTRATION	121
PUMPS	169
WATER TREATMENT PRODUCTS	191
WATER TREATMENT EQUIPMENT	227
CLEANING	255
POOL LIGHTING	261
POOL LINING MATERIAL	299
DEHUMIDIFICATION	333
HEATING & COOLING	353
COMPETITION MATERIALS	375



POOLS

INTERNET OF POOLS

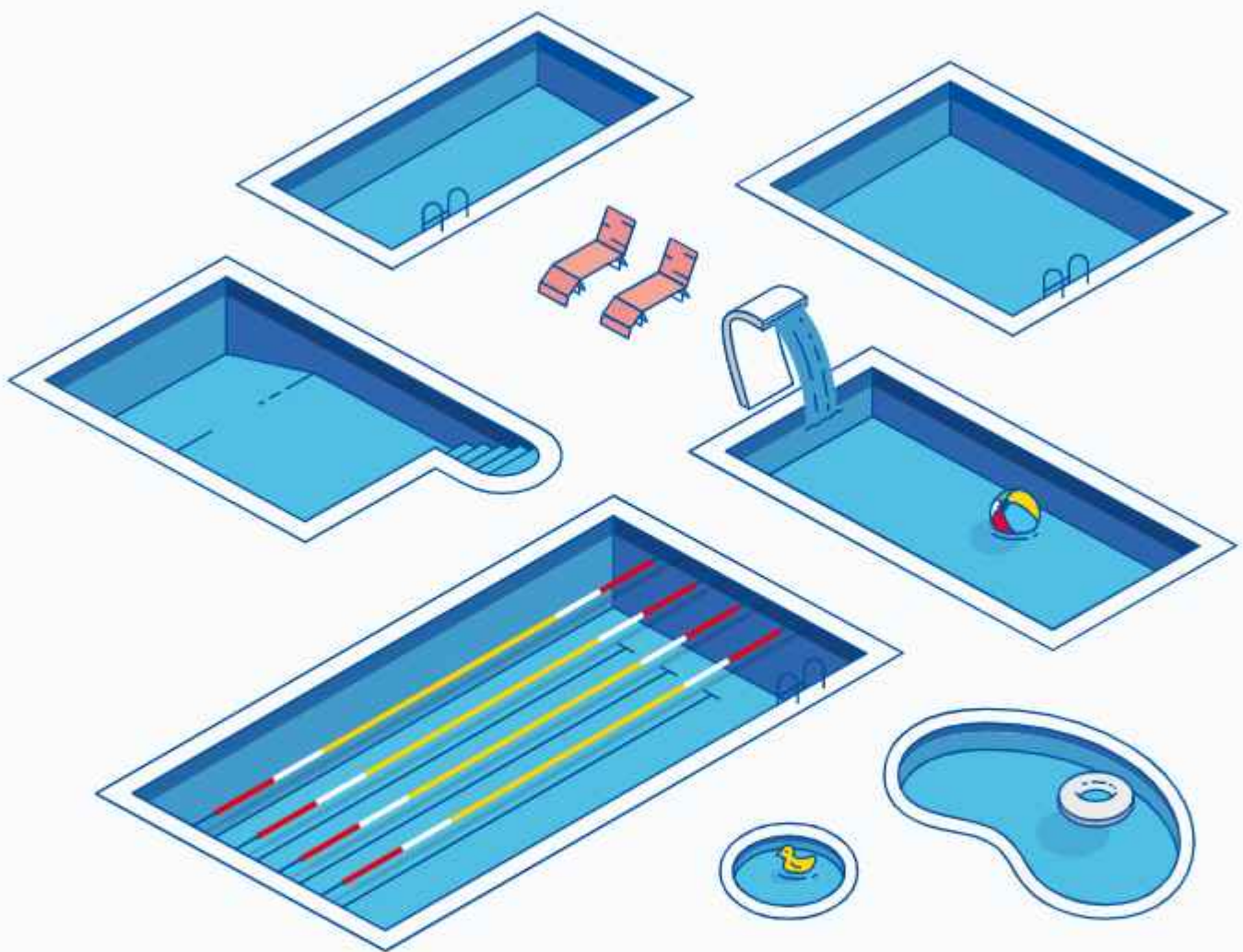
32 CONNECT & GO COMMERCIAL PRODUCTS

- 32 Connect & Go Commercial
EASY
- 32 Connect & Go Commercial
DIRECT
- 33 Connect & Go Commercial
SMART
- 33 Connect & Go VS
CONTROL PUMP CABINET
- 33 Connect & Go Commercial
CONTROL PUMP CABINET

35 FLUIDRA CONNECT ACCESSORIES

- 35 Fluidra Connect accessories

Smart Commercial Pools



Connectivity for automation and monitoring
all types of commercial pools



24/7 Water Quality

Water quality controlled and monitored thanks to the pool equipments synchronized all together in a smart way. Alarm system for real-time corrective maintenance.



Energy Savings

With a combination of connected products and data assisted preventative maintenance actions to reach optimum energy efficiency.

Smart Pool Assistants for all type of pools

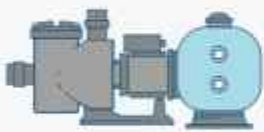
Control, diagnose and manage your pool through the fluidraconnect.com platform



Through the Connect Box from your Connect & Go you will be able to control all types of products, compatible NN as well as the standard ones.



Filtration and recirculation



Set-up and control of pumps for energy-efficient programs and optimum filter cleanliness status.

Water treatment



Integral water treatment strategy between all the pool systems. Recording all the measures as per local legislation requirements.

Lighting



Synchronization with other equipments to generate smart ambient.

Surround & Garden Equipment



Control all the pool and garden accessories easily. Covers, Fountains, IP Cams, even irrigation systems.

Heating, Cooling and Dehumidification



Smart heating strategy for energy optimization together with the filtration and the water treatment equipment.

Control the pools under your supervision from anyplace, whenever you want with our pool assistants platform Fluidra Connect.

www.fluidraconnect.com





FLUIDRA CONNECT AUTOMATION AND NN PRODUCTS for Commercial Pools

THE FUTURE IS HERE

Fluidra Connect is a smart automation solution that allows both users and pool professionals to control pools remotely.

Different levels of remote control are offered depending on user profile:



• End user:

- User friendly NN app to remotely monitor and control the pool

• Pool professional:

- Intuitive and versatile NN PRO app to set up each pool and allows to monitor all installed pool sites.
- Advanced remote control of all installed pool sites using the dedicated pool professional website www.fluidraconnect.com.

All product platforms below are NN compatible to allow a smart control & exchange with Fluidra Connect and associated smartphone apps and website.

User(s) can see more operating data and be able to access to more settings compared to standard products.

WATER TREATMENT EQUIPMENT



Salt Water Chlorinators and Hybrid systems

	Freepool ²	Easy Salt Next VC	Pro-Chlore Salt	Nature Salt Plus	Neolysis
More info on page	228	233	230	231	234



Automatic Regulation and Control Equipment

Dosing Pumps

	Guardian Pool	AP PR-200 Compatible Electrolysis	Controller	Acqua Dos pH/ORP
More info on page	250	248	251	242

POOL LIGHTING

RGB LED lighting becomes "NN" with Lumiplus Modbus and modulator (57435)



LED Lighting

RGB lights

More info on page

273

DEHUMIDIFICATION



Dehumidification

Airpool

More info on page

346

HEATING



Heat Pumps

ProHeat II

More info on page

360

FLUIDRA
CONNECT
CONTROL BY WIRE



THE FUTURE
IS HERE



FLUIDRA
CONNECT
CONTROL BY WIRE



CONNECT & GO COMMERCIAL PRODUCTS

- + Convenience & easy installation
- + A range of Connect & Go power center cabinets is offered to suit most commercial pools configurations.
- + Connect & Go Commercial power center cabinets contain all electrical protections and switches to manage pool equipment. Everything is pre-wired to ease installation process so it is the perfect solution for new pools, while also being adapted to retrofit situation (simply replace the whole cabinet with Connect & Go Commercial).
- + Fluidra Connect is a smart solution that enables end users and pool dealers to control a pool remotely. This makes it possible for pool dealers to check out, manage and control all the pools they have installed from a PC.

CONNECT & GO COMMERCIAL

EASY



Control and power devices for up to 3 pump sets with direct start and control devices for balancing tank. The panel includes control devices for lightning.

- 3 Filtration Pumps (3-phase).
- 1 Lighting Control.
- Balancing tanks minimum level, filling level and maximum level.
- Transformer 24VAC filling valve.
- 3 Control pump switches M-0-A.
- 1 Lighting switch M-0-A.
- 1 Filling switch 0-A.
- 1 Digital input to monitor the filtration status and 1 digital inputs to monitor the motor circuit breakers.
- 2 Digital inputs to monitor maximum and minimum balancing tank level.

	Code	Standard Pack	Standard weight in kg	Standard volume in m ³
Easy (2 HP)	72272	1	-	-
Easy (3 HP)	72271	1	-	-

CONNECT & GO COMMERCIAL

DIRECT



Control and power devices for up to 3 pump sets with direct start and control devices for balancing tank. The panel includes analog inputs, control of motorized valves in suction manifold and control devices for lightning.

- 3 Filtration Pumps (3-phase).
- 1 Lighting Control.
- 1 Aux. Output (max 10A).
- Balancing tanks minimum level, filling level and maximum level.
- Transformer 24VAC filling valve.
- 3 Control valves inlet pumps.
- 3 Control pump switches M-0-A.
- 1 Lighting switch M-0-A.
- 1 Filling switch 0-A.
- Real energy / Reactive energy / Apparent energy meter.
- 4 Analog inputs (4-20mA).
- 3 Digital inputs to monitor filtration pump status and 3 digital inputs to monitor the motor circuit breakers.
- 3 Digital inputs to monitor end of stroke.
- 2 Digital inputs to monitor maximum and minimum balancing tank level and 2 digital inputs for water-meter by pulses.
- 3 Available digital inputs and 4 available digital outputs (max 2A).

	Code	Standard Pack	Standard weight in kg	Standard volume in m ³
Direct (1 HP)	72720	1	-	-
Direct (2 HP)	72718	1	-	-
Direct (3 HP)	72719	1	-	-

CONNECT & GO COMMERCIAL PRODUCTS

FLUIDRA
CONNECT
CONTROL OF POOLS



CONNECT & GO COMMERCIAL

SMART

ASTRALPOOL

Control and power devices for up to 3 pump sets with soft start and control devices for balancing tank. The panel includes analog inputs, control of motorized valves in suction manifold and control devices for lightning.

- 3 Filtration Pumps (3-phase).
- 1 Lighting Control.
- 1 Aux. Output (max 10A).
- Balancing tank minimum level.
- Balancing tank filling level.
- Balancing tank maximum level.
- Transformer 24VAC filling valve.
- 3 Control valves inlet pumps.
- 3 Control pump switches M-0-A.
- 1 Lighting switch M-0-A.
- 1 Filling switch 0-A.
- Real energy / Reactive energy / Apparent energy meter.
- 4 Analog inputs (4-20mA).
- 3 Digital inputs to monitor filtration pump status.
- 3 Digital inputs to monitor the motor circuit breakers.
- 3 Digital inputs to monitor end of stroke.
- 2 Digital inputs to monitor maximum and minimum balancing tank level.
- 2 Digital inputs for water-meter by pulses.
- 3 Available digital inputs and 4 Available digital outputs (max 2A).

	Code	Standard Pack	Standard weight in kg	Standard volume in m ³
Smart (3 HP)	72713	1	-	-
Smart (5.5 HP)	72714	1	-	-
Smart (7.5 HP)	72715	1	-	-
Smart (10 HP)	72716	1	-	-
Smart (12 HP)	72717	1	-	-

FLUIDRA
CONNECT
CONTROL OF POOLS



CONNECT & GO VS

CONTROL PUMP CABINET

ASTRALPOOL

The Connect & Go VS pre-wired cabinet is a Plug & Play solution conceived as the control center of the pool allowing to easily vary the speed of the filtration pump.

- Power range from 3HP to 10HP.
- Pump control modes:
 - Manual (with button switch).
 - Automatic (Automation and programming times and speed through Fluidra Connect).
- Superimmunized residual current circuit breaker.
- Forced ventilation system.

	Code	Standard Pack	Standard weight in kg	Standard volume in m ³
Connect & Go Commercial - VS (3HP III 400V)	75491	1	-	-
Connect & Go Commercial - VS (5.5HP III 400V)	75492	1	-	-
Connect & Go Commercial - VS (7.5HP III 400V)	75493	1	-	-
Connect & Go Commercial - VS (10HP III 400V)	75494	1	-	-

FLUIDRA
CONNECT
CONTROL OF POOLS



CONNECT & GO COMMERCIAL

CONTROL PUMP CABINET

ASTRALPOOL

Control pump devices for commercial pools.

	Code	Standard Pack	Standard weight in kg	Standard volume in m ³
Control pump (up to 4 pumps)	70745	1	-	-
Control pump (up to 8 pumps)	70746	1	-	-

FLUIDRA CONNECT[®]

CONNECT & GO

SMART POOL
Connected hubs

Installation Diagram



CONNECT & GO
POWER CENTER CABINET



Did you know?
Fluidra provides more than 100 products able to offer a smart control and exchange with Connect & Go pool automation. Simply look for the "NN Thing" icon in the product pages.

FLUIDRA CONNECT ACCESSORIES

FLUIDRA CONNECT ACCESSORIES



	Code	Standard Pack	Standard weight in kg	Standard volume in m ³
Connect box	66671	1	-	-
GPIO	62368	1	-	-
230 VAC opto-isolator	66395	1	-	-
24 VAC opto-isolator	66396	1	-	-
Switch - 5 ports	66390*	1	-	-
Power Line Communications - 2 ports	66391*	1	-	-
Indoor Wi-Fi access point	66392*	1	-	-
Outdoor router	66393*	1	-	-
Portable router	66394*	1	-	-
3G router (requires SIM card)	67297*	1	-	-
3G router for DIN rail (requires SIM card)	67298*	1	-	-
SEM1 single-phase meter with transformer	68441	1	-	-
SEM3 single-phase meter with 3 transformers	68442	1	-	-
Bridge Modbus TCP/RTU	68168	1	-	-
Modbus temperature sensor kit	69682	1	-	-

* Available while stock lasts.



66395 - 66396



66671



62368



66392



66393



66394



67297



68441-68442



68168



POOLS

POOL SURROUND EQUIPMENT

38 POOL ACCESS

- 38 Ladders
- 39 Exit grab rails
- 42 Anchoring sockets and handrails
- 44 Disabled access

47 HANDRAILS

- 47 Handrails
- 48 Handrails attachment support

49 LIFE-SAVING

- 49 Lifeguard chairs
- 51 Life-saving accessories

52 SHOWERS

- 52 Showers with timers
- 52 Shower tunnels
- 53 Outdoor footbaths

54 WATER GAMES AND ORNAMENTAL WATER FEATURES

- 54 Water curtains
- 58 Water cannons
- 61 Waterfalls
- 62 Umbrellas
- 63 Water mushrooms
- 65 Water features accessories
- 68 Water games
- 73 AstralPool Bike

74 GRILLES FOR OVERFLOW

POOL ACCESS

LADDERS

OVERFLOW 1000 MODEL



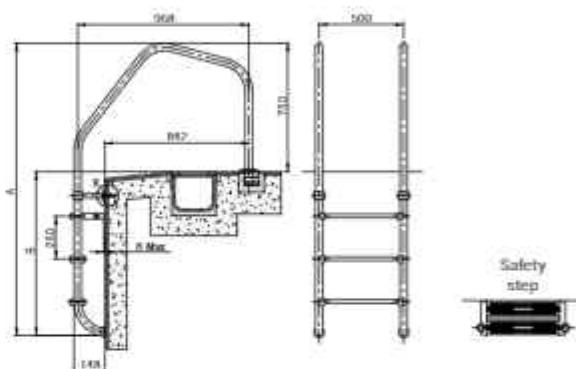
Ladder width 500 mm Ø 43 mm handrail, non-slip surface stainless treads, bright satin finish, anchoring fixtures for connection to the equipotential circuit and removable anchoring with plate for fastening to wall. AISI-316L handrail and steps.



Complies with Standard
EN 1345-1
EN 1345-2

	Code	Standard Pack	Standard weight in kg	Standard volume in m ³
1 "Luxe" steps + 1 double safety step	07514	1	13.2	0.158
2 "Luxe" steps + 1 double safety step	07515	1	15.3	0.180
3 "Luxe" steps + 1 double safety step	07516	1	17.1	0.202
4 "Luxe" steps + 1 double safety step	07517	1	19.2	0.217

Code	Steps	A	B
07514	2	1450	700
07515	3	1710	960
07516	4	1970	1220
07517	5	2230	1480



LADDER FOR SWIMMING POOLS

with overflow



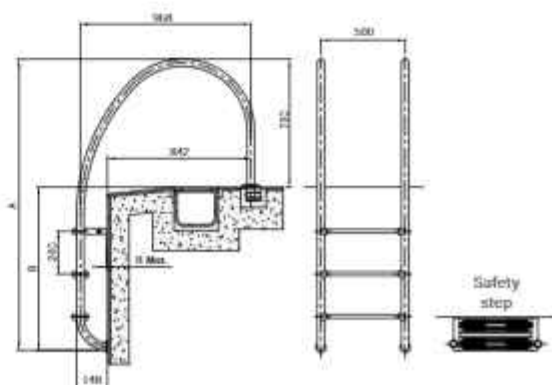
Includes variable radius curvature in grip section for a contemporary and attractive look. Steps 500 mm wide. Easy to install. Ø 43 mm x 1.5 mm handrail with AISI-316L bright satin finish stainless steel steps. Anchoring fixtures for connection to the equipotential circuit NB: Do not permit mounting on anchoring fixtures 00043, 08727, 07331, 18243.



Complies with Standard
EN 1345-1
EN 1345-2

	Code	Standard Pack	Standard weight in kg	Standard volume in m ³
2 steps ladder	32653	1	13.2	0.158
3 steps ladder	32654	1	16.2	0.180
4 steps ladder	32655	1	17.1	0.202
5 steps ladder	32656	1	19.2	0.217

Code	Steps	A	B
32653	2	1450	700
32654	3	1710	960
32655	4	1970	1220
32656	5	2230	1480



POOL ACCESS

LADDERS

DOUBLE NON-SLIP SAFETY STEP



Complies with Standard
EN 13451-1
EN 13451-2

AISI-316L stainless steel with bright satin finish. For all in-ground pool ladder models:

	Code	Standard Pack	Standard weight in kg	Standard volume in m ³
Safety step	70662	1	2.05	0.003

PMR LADDER FOR PUBLIC POOLS



Complies with Standard
EN 13451-1
EN 13451-2

Public ladder manufactured in AISI-316L stainless steel. Polished finish. Step with non-slip punching.

	Code	Standard Pack	Standard weight in kg	Standard volume in m ³
3 steps ladder	64894	1	35.0	-
4 steps ladder	64895	1	41.0	-
5 steps ladder	64896	1	35.0	-
6-step ladder	64897	1	46.5	-
7-step ladder	64898	1	46.5	-
8-step ladder	64899	1	46.5	-

POOL ACCESS

EXIT GRAB RAILS

800 X 800 MM MODEL



* 1 additional year warranty. For more information see the warranty certificate in the manual.

Set of 2 tubular handrails in polished S.S. AISI-316L Ø 43 mm pipe. Exit grab rails with fixing plates are supplied as a pair including fixing plates, gaskets, screws and wall plugs.

	Code	Standard Pack	Standard weight in kg	Standard volume in m ³
Attachment by means of fixing plate	05541	1	9.27	0.10
Attachment for embedding	05540	1	8.40	0.10

* 1 additional year warranty. For more information see the warranty certificate in the manual.



POOL ACCESS

EXIT GRAB RAILS

470 X 800 MM MODEL



Set of 2 tubular handrails in polished S.S. AISI-316L Ø 43 mm pipe. Exit grab rails with fixing plates are supplied as a pair including fixing plates, gaskets, screws and wall plugs.

	Code	Standard Pack	Standard weight in kg	Standard volume in m ³
Attachment by means of fixing plate	05542	1	6.97	0.08

470 X 800 MM MODEL



with rectangular base plate



Set of 2 tubular handrails in polished S.S. AISI-316L Ø 43 mm pipe. The exit grab rails with base plates are supplied with screws and wall plugs.

	Code	Standard Pack	Standard weight in kg	Standard volume in m ³
Attachment by means of fixing plate	05543	1	7.6	0.08

CROSSOVER MODEL



with rectangular base plate



Set of 2 tubular handrails in polished S.S. AISI-316L Ø 43 mm pipe. The exit grab rails with base plates are supplied with wall plugs and screws.

	Code	Standard Pack	Standard weight in kg	Standard volume in m ³
Attachment by means of fixing plate	05544	1	8.46	0.18

PARALLEL MODEL



Set of 2 tubular handrails in polished S.S. AISI-316L Ø 43 mm pipe. For fixing with anchoring fixture code 00143 (not included).



	Code	Standard Pack	Standard weight in kg	Standard volume in m ³
Parallel model	00110	1	10.0	0.11

* 1 additional year warranty. For more information see the warranty certificate in the manual.



POOL ACCESS
EXIT GRAB RAILS

ASYMMETRICAL MODEL



Set of 2 tubular handrails in polished S.S. AISI-316L Ø 43 mm pipe. For fixing with anchoring fixture code 00143 (not included).

	Code	Standard Pack	Standard weight in kg	Standard volume in m ³
Asymmetrical model	00111	1	10.1	0.14

SPLIT LADDER - BOTTOM HALF



AISI-316L bright satin stainless steel steps and Ø 43 mm handrail. Can be combined with any ladder model. Fastening with plates, gaskets, wall plugs and screws.



Complies with Standard EN 13451-1 EN 13451-2

	Code	Standard Pack	Standard weight in kg	Standard volume in m ³
1 "Luxe" step + 1 double safety step	08090	1	6.0	0.04
2 "Luxe" steps + 1 double safety step	08091	1	7.6	0.04
3 "Luxe" steps + 1 double safety step	08092	1	9.0	0.05
4 "Luxe" steps + 1 double safety step	08093	1	10.5	0.07

GRAB RAILS, fixed in and out of the water



Polished AISI-316 stainless steel, Ø 43 mm.



	Code	Standard Pack	Standard weight in kg	Standard volume in m ³
For embedding				
2 units. Length 1,220 mm	00034	1	11.4	0.14
2 units. Length 1,524 mm	00035	1	13.0	0.16
With base plates (gaskets, wall plugs and screws)				
2 units. Length 1,220 mm	00036	1	12.2	0.21
2 units. Length 1,524 mm	00037	1	13.6	0.24

GRAB RAIL fixed out of the water



In polished AISI-316L stainless steel (Ø 43 mm).



	Code	Standard Pack	Standard weight in kg	Standard volume in m ³
For embedding	07780	1	6.7	0.118
With base plates (gaskets, wall plugs and screws)	07781	1	6.7	0.118

POOL ACCESS

ANCHORING SOCKETS AND HANDRAILS

ANCHORING SOCKETS



Made of plastic, with earth connection.

	Code	Standard Pack	Standard weight in kg	Standard volume in m ³
For Ø 43 mm pipe.	00042	50	7.0	0.03
For Ø 48 mm pipe.	07661	-	-	-

ARTICULATED ANCHORING SOCKETS



In polished Stainless Steel (AISI-304L) for a ladder with a Ø 43 mm pipe.

	Code	Standard Pack	Standard weight in kg	Standard volume in m ³
Articulated anchoring socket				
without base plate	00043	1	0.93	0.002
with base plate	08727	1	1.0	0.002

REMOVABLE ANCHORING SOCKET



with base plate

In polished stainless steel (AISI-316L) for a Ø 43 mm pipe with gaskets, wall plugs and screws.

	Code	Standard Pack	Standard weight in kg	Standard volume in m ³
Set of 2 units	07331	1	1.00	0.003

ANCHOR WITH LOCKING BOLTS



Made of polished AISI-316L stainless steel. For a Ø 43 mm pipe.

	Code	Standard Pack	Standard weight in kg	Standard volume in m ³
Anchoring sockets	00143	2	1.2	0.003

POOL ACCESS

ANCHORING SOCKETS AND HANDRAILS



LADDER FOOT PAD



Made of plastic, the angle can be adjusted by rotating the eye ball socket. Recommended for liner pools.

	Code	Standard Pack	Standard weight in kg	Standard volume in m ³
For Ø 43 mm pipe	00045	50	12.6	0.03
For Ø 28 mm pipes	00046	50	14.0	0.03

STAINLESS STEEL HANDRAILS



Polished Ø 43 mm AISI-316L stainless steel pipes. With fixing plates (including gaskets, screws and wall plugs).

	Code	Standard Pack	Standard weight in kg	Standard volume in m ³
Length 0.5 m	00051	2	2.8	0.02
Length 1 m	00052	2	4.3	0.04
Length 2 m	00053	2	7.9	0.09
Length 2.5 m	00054	2	9.5	0.11



TEE BAR



Polished Ø 43 mm AISI-316L stainless steel pipes.

	Code	Standard Pack	Standard weight in kg	Standard volume in m ³
With fixing plates (including gaskets, screws and wall plugs).	00056	1	2.09	0.01



EQUIPOTENTIAL ANCHOR



The aim of this accessory for ladders is to solve the problem of not having the possibility to connect ground earth cable to ladders that do not have an anchoring on the pool beach.

It is mandatory by norms to connect metallic ladders to ground earth in order to have proper electrical connections. Moreover, it is highly recommended to avoid corrosion.

Equipotential anchor for ladders, manufactured in AISI-304L stainless steel and commercialized for concrete and liner pools. The anchors are composed of a recessed base on the ground, washer, screws and the equipotential bonding.

Each ladder needs to 2 units.

	Code	Standard Pack	Standard weight in kg	Standard volume in m ³
Concrete pools	73318	1	0.45	0.002
Liner pools	73319	1	0.50	0.002



POOL ACCESS

DISABLED ACCESS

PAL II PORTABLE CHAIRS

for disabled



- Portable chair for disabled.
- No assembly required in pool deck area.
- The rechargeable 24V battery powers a mechanical actuator, ensuring that the chair is already ready for use. 30-Cycle duration once charged.
- The perfect solution for facilities with multiple pools as it can be set up anywhere along the pool deck and put away when not in use.
- Waterproof remote control.
- Easy to use, even for the end user. Just roll the chair to the edge of the pool, lock the wheels, set the stabilizers, and it is ready to use.
- Structure made of waterproof materials to prevent corrosion.
- Armrest and footrest included.
- The Pal makes any pool accessible in seconds. It is truly the easiest way to get everyone into the water.

	Code	Standard Pack	Standard weight in kg	Standard volume in m ³
PAL II chair. Counterweight in cement blocks.	69444	1	-	-

* Ask your AstralPool distributor about infinity pools, spas and other non-standard models.



SPLASH SEMI-PORTABLE

pool hoisting system for disabled people



- Semi-portable chair installed on the pool deck for disabled people.
- Includes a cart to carry the chair in order to install it in different locations.
- Installation requires a ground anchor. Its 24 V rechargeable battery supplies power to a metallic actuator, ensuring that the device is always ready for use.
- Duration of 30 cycles once loaded.
- Waterproof remote control.
- The Splash is equipped with a water resistant structure to prevent corrosion and it has armrests and a footrest.
- Its load capacity of 136 kg and its 359° swivel makes it one of the most practical solutions for disabled access to the pool.

	Code	Standard Pack	Standard weight in kg	Standard volume in m ³
Splash Chair	53924	1	390	1.789

POOL ACCESS

DISABLED ACCESS



Min. swimming pool depth:
1 m

HYDRAULIC POOL HOIST



- It is made up of a structure made of polished Ø 43 mm AISI-316L stainless steel pipes to which the hydraulic mechanism supporting the chair is fitted.
- For the hydraulic mechanism to work there needs to be a water supply with a minimum pressure of 3.5 kg/cm².

	Code	Standard Pack	Standard weight in kg	Standard volume in m ³
Fully equipped hoist				
with a 650-mm-long handrail	71657	1	-	-
with a 1000-mm-long handrail	71658	1	-	-
Optional:				
Headrest	71185	1	-	-
Foot rests	71186	1	-	-

INSTALLATION:

The external attachment is by means of two fixed metallic anchors (supplied with the device) and two adjustable front supports, which make it possible to adjust the hoist to the finishes of different swimming pools.

To make it easier for people that require a hydraulic hoist chair to get in and out of leisure or hydrotherapy pools. Easy to assemble.



Min. swimming pool depth:
1.5 m

For pools shallower than 1.5 m please ask your dealer.

HYDRAULIC POOL HOIST



- It is made up of a structure made of polished Ø 43 mm AISI-316L stainless steel pipes to which the hydraulic mechanism supporting the chair is fitted, and a ladder at the side for the assistant.
- For the hydraulic mechanism to work there needs to be a water supply with a minimum pressure of 3.5 kg/cm².

	Code	Standard Pack	Standard weight in kg	Standard volume in m ³
L-650 Railings	28619	1	18.7	0.253
L-1000 Railings	28620	1	35.5	0.383
Cylinder	28621	1	13.8	0.042
Accessories	28622	1	18.3	0.178

INSTALLATION:

The external attachment is by means of two fixed metallic anchors (supplied with the device) and two adjustable front supports, which make it possible to adjust the hoist to the finishes of different swimming pools.

To make it easier for people that require a hydraulic hoist chair to get in and out of leisure or hydrotherapy pools. Easy to assemble.



POOL ACCESS

DISABLED ACCESS

500 MM WIDTH MODEL



Made of polished Ø 43 mm AISI-316L stainless steel pipes. Plastic non-slip steps. Supplied with anchoring fixtures and earth connection.

	Code	Standard Pack	Standard weight in kg	Standard volume in m ³
4 steps	00116	1	28.0	0.300
5 steps	00117	1	40.9	0.300
6 steps	00118	1	47.5	0.370
7 steps	00119	1	51.4	0.370
8 steps	00120	1	48.0	1.057

970 MM WIDTH MODEL



Made of polished Ø 43 mm AISI-316L stainless steel pipes. Plastic non-slip steps. Supplied with anchoring fixtures and earth connection.

	Code	Standard Pack	Standard weight in kg	Standard volume in m ³
4 steps	00116 + 4 Kit 28615	1	-	-
5 steps	00117 + 5 Kit 28615	1	-	-
6 steps	00118 + 6 Kit 28615	1	-	-
7 steps	00119 + 7 Kit 28615	1	-	-
8 steps	00120 + 8 Kit 28615	1	-	-

We also supply the pipes and components needed to install grab rails or other decorative features around the edge of pools.



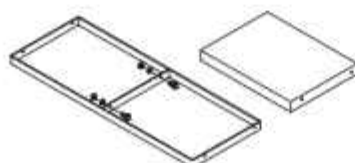
STEP KIT FOR CONVERTING

a ladder's width from 500 to 970 mm



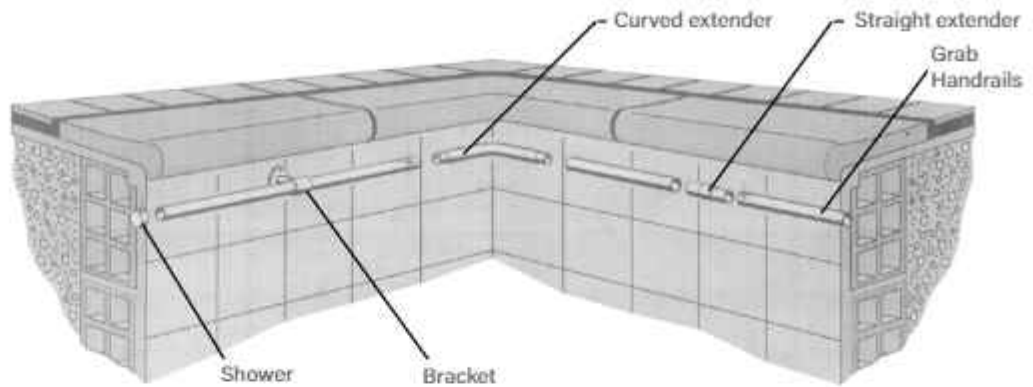
To convert the ladder from 500 mm to 970 mm, one "Step kit" is required for each of the steps of the ladder. It is made of polished AISI-316L stainless steel pipes, with plastic non-slip steps.

	Code	Standard Pack	Standard weight in kg	Standard volume in m ³
Step kit	28615	1	5.9	0.027



HANDRAILS

HANDRAILS



STRAIGHT HANDRAILS



In polished AISI-316L stainless steel pipe (Ø 43 mm). The length required must be ordered.



	Code	Standard Pack	Standard weight in kg	Standard volume in m ³
With sealed ends	05545	1	1.5	0.002
With open ends	19946	1	1.3	0.002
With one end sealed and the other open	20092	1	1.3	0.002

STRAIGHT HANDRAIL CONNECTOR



Made of polished AISI-316L stainless steel. For joining Ø 43 mm stainless steel pipes.



	Code	Standard Pack	Standard weight in kg	Standard volume in m ³
Straight handrail connector	09452	1	0.32	0.001

CURVED CONNECTOR



Made of polished AISI-316L stainless steel. For joining Ø 43 mm pipes.



	Code	Standard Pack	Standard weight in kg	Standard volume in m ³
Curved connector	11286	1	0.3	0.001

END CAPS



For the end of Ø 43 mm handrail pipes. Made of polished AISI-316L stainless steel.



	Code	Standard Pack	Standard weight in kg	Standard volume in m ³
End cap	08014	1	0.1	0.001

HANDRAILS

HANDRAILS ATTACHMENT SUPPORT

BRACKET CLOSED AT ONE END



Made of AISI-316L stainless steel for Ø 43 mm handrails. Supplied with screws, gasket and wall plugs.

	Code	Standard Pack	Standard weight in kg	Standard volume in m ³
Bracket closed at one end	07789	2	0.6	0.002

90° ANGLE HANDRAIL SUPPORT



Made of AISI-316L stainless steel for Ø 43 mm handrails. Supplied with screws, gasket and wall plugs.

	Code	Standard Pack	Standard weight in kg	Standard volume in m ³
90° Angle handrail support	11143	1	1.17	0.002

ADAPTOR KIT for liner swimming pools



Made of AISI-316L stainless steel.

	Code	Standard Pack	Standard weight in kg	Standard volume in m ³
Adaptor kit for liner swimming pools	26172	1	0.3	0.002

SPLIT BRACKET



For Ø 43 mm pipe. Made of polished AISI-316L stainless steel. Supplied with screws and wall plugs (concrete swimming pools) and gasket and screws (liner-swimming pools).

	Code	Standard Pack	Standard weight in kg	Standard volume in m ³
Concrete swimming pool	25342	2	0.72	0.002
Liner swimming pool	28618	2	1.40	0.002

STRAIGHT BRACKET with base plate



Made of AISI-316L polished stainless steel for Ø 43 mm handrails. Supplied with screws, gasket and wall plugs.

	Code	Standard Pack	Standard weight in kg	Standard volume in m ³
Straight bracket with base plate	08013	2	0.5	0.002

LIFE-SAVING

LIFEGUARD CHAIRS



LIFEGUARD CHAIR

Made with polished Ø 43 mm AISI-304L stainless steel pipes. The steps, platform and chair are made of plastic. The base bar has wheels.



	Code	Standard Pack	Standard weight in kg	Standard volume in m ³
Lifeguard chair	56993	1	55.6	0.52
Lifebuoy holder	56994	1	0.6	0.03
Sunshade bracket	56995	1	0.6	0.01



56994

56995

H-400 quick access lifeguard chair



Made of polished Ø 43 mm AISI-304L stainless steel pipes. The steps, platform and chair are made of plastic. Large platform and 90° rotating seat to increase the range of vision. Ideal for children's or paddling pools. Includes bracket for sunshade.



	Code	Standard Pack	Standard weight in kg	Standard volume in m ³
H-400 lifeguard chair	15673	1	39.6	0.66

MULTIPURPOSE H-1000 lifeguard chair



Made of polished Ø 43 mm AISI-304L stainless steel pipes. The steps, platform and chair are made of plastic. Large platform and 90° rotating seat to increase the range of vision. Includes bracket for sunshade.



	Code	Standard Pack	Standard weight in kg	Standard volume in m ³
H-1000 lifeguard chair	15674	1	65.0	1.64

SENTRY® lifeguard chair



- Sentry™ series constructed from CNC cut HDPE for strength and low maintenance.
- 3 Seat Height options 76 cm, 107 cm, 168 cm.
- 76 cm chair comes with brackets for anchoring to pool deck.
- 107 cm & 168 cm chairs are pre-drilled for concrete anchors.
- 168 cm chair available with additional center support for high wind environments.
- Marine grade, 316 stainless steel hardware.
- Textured treads for slip resistant surface.
- Features integrated cup holder, life hook and sun umbrella holder.
- Optional wheels for ease of movement.
- Designed to meet the logistical and safety needs of facilities from small hotel pools to large aquatic facilities.

Accessories & Replacement Parts:

- 13-501 30" chair anchor brackets (included)
- 13-502 30" wheel kit
- 13-503 42" & 66" wheel kit



76 cm chair wheel kit

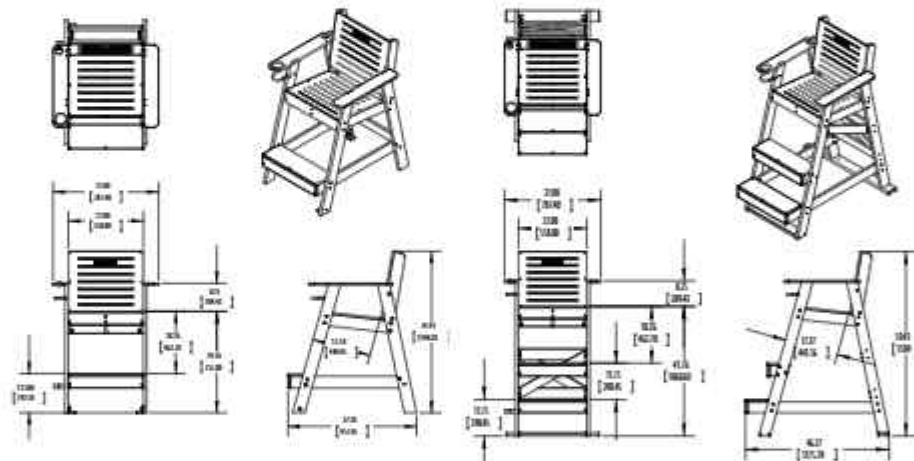


107 cm and 168 cm chair wheel kit

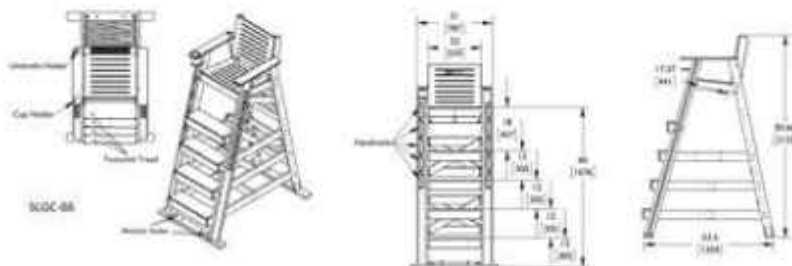
	Code	Standard Pack	Standard weight in kg	Standard volume in m ³
76 cm Sentry Lifeguard Chair	SLGC-30	1	30 Kg	-
107 cm Sentry Lifeguard Chair	SLGC-42	1	43 kg	-
168 cm Sentry Lifeguard Chair	SLGC-66	1	75 Kg	-
168 cm Sentry Lifeguard Chair with center supports	SLGC-66-S	1	82 kg	-

76 cm Sentry Lifeguard chair

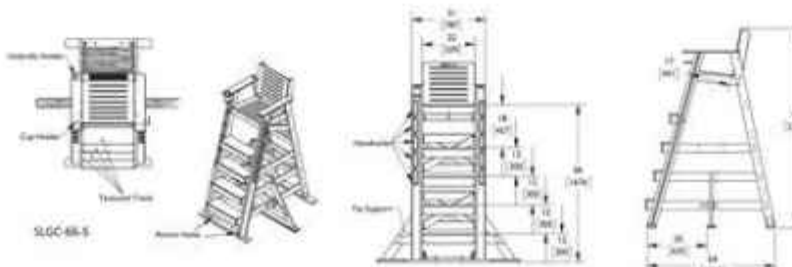
107 cm Sentry Lifeguard chair



168 cm Sentry Lifeguard chair



168 cm Sentry Lifeguard chair with center supports



LIFE-SAVING

LIFE-SAVING ACCESSORIES

LIFE SAVING HOOK



Made of AISI-316L stainless steel with connection to telescopic handles 01361, 01362, 01363 and 15838 by means of wing nuts.

	Code	Standard Pack	Standard weight in kg	Standard volume in m ³
Life saving hook	01368	1	1.46	0.03

LIFEBUOY



Made of Styropor covered with orange canvas, Ø 700 mm.

	Code	Standard Pack	Standard weight in kg	Standard volume in m ³
Lifebuoy	01369	6	18.0	0.330

LIFEBUOY HOLDER



Made of polished AISI-304L stainless steel. It can be hung on the wall or fitted to a lifebelt holder post (code 01371). It is supplied with wall plugs and screws.

	Code	Standard Pack	Standard weight in kg	Standard volume in m ³
Lifebuoy holder	01370	1	1.16	0.004

LIFEBELT HOLDER POST



In polished AISI-316L stainless steel (Ø 43 mm). Baseplate with 3 holed. Supplied with flexible seal, wall plugs and screws.

	Code	Standard Pack	Standard weight in kg	Standard volume in m ³
Lifebelt holder post	01371	1	3.0	0.01



SHOWERS

SHOWERS WITH TIMERS

SHOWER WITH TIMER and 4 shower heads



AISI-304L polished stainless steel shower, specially designed for high footfall facilities (public or semi-public pools). AstralPool showers for public facilities are characterised by their highly resistant materials, considered vandal-proof, and the water savings made thanks to their built-in flow limiters. Showerhead height from floor: 2 m. Fastened to floor with screws, with anchoring fixture incorporated. Fastens to ground with screws and includes an anchoring fixture.

	Code	Standard Pack	Standard weight in kg	Standard volume in m ³
Shower with timer and 4 shower heads	59779	1	18.7	0.166



SHOWERHEADS



TIMER SWITCHES

SHOWERS

SHOWER TUNNELS

SHOWER TUNNEL WITH ARCH



For swimming pool entrances. Made of polished AISI-304L stainless steel pipe with a diameter of 28 mm. Supplied with wall plugs and screws.

	Code	Standard Pack	Standard weight in kg	Standard volume in m ³
1 Arch				
with 3 shower heads. Width 1.2 m.	00100	1	9.6	0.10
with 5 shower heads. Width 2 m.	19948	1	10.4	0.14



SHOWERHEAD

SHOWERS

SHOWER TUNNELS



CONTROL COLUMN



Made of AISI-304L stainless steel. The control the automatic opening and closing of the water circuit. It includes the following elements: a 220V/24V transformer, a photoelectric timer cell and an electro valve. It is supplied with wall plugs and screws.

	Code	Standard Pack	Standard weight in kg	Standard volume in m ³
Control column	00102	1	7.0	0.02

SHOWERS

OUTDOOR FOOTBATHS



FOOTWASH FOR PUBLIC USE



Footwash tray measuring 2 x 1 m, for public use. Made of polyester resin and fibreglass. Finished with Gelcoat. Specifications:

- Drain grille 3/8"
- Overflow and water inlet connection 3/8"
- Non-slip surface incorporated in the polyester.
- Angled tray to avoid water build-up.

	Code	Standard Pack	Standard weight in kg	Standard volume in m ³
Blue colour	21255	1	30.0	0.91
White colour	21255CLO7	1	30.0	0.91



DOSING RECIPIENT



Designed to be installed in the footwash (screwed or glued) as a recipient for a 200 g Chlorine tablet that dissolves gradually and disinfects the water. Includes locking screws to prevent undue opening as well as for ensuring user safety.

	Code	Standard Pack	Standard weight in kg	Standard volume in m ³
Dosing recipient	25356	-	-	-

NOTE: The water features do not include a pump, control box or suction pipes.



NOTE: The water features do not include a pump, control box or suction pipes.

WATER GAMES AND ORNAMENTAL WATER FEATURES

WATER CURTAINS

- Range of cascades for residential pools made of AISI-316L stainless steel.
- The range is made up of three cascades in an outstanding modern design.
- Polished + matt finish.
- All models come with anchoring. A ½ HP pump is recommended (code 65557).

CLASSIC WATER CURTAIN



	Code	Standard Pack	Standard weight in kg	Standard volume in m ³
Classic water curtain	57095	1	28	0.38

STRAIGHT WATER CURTAIN



	Code	Standard Pack	Standard weight in kg	Standard volume in m ³
Straight water curtain	57096	1	36	0.25

ONE WATER CURTAIN



	Code	Standard Pack	Standard weight in kg	Standard volume in m ³
One water curtain	57097	1	36	0.25

RECOMMENDED



Victoria Plus Silent pump

See P. 172

RESIDENTIAL WATER CURTAIN



Residential water curtain in polished stainless steel. Fastened to the ground with screws and anchor studs.

	Code	Standard Pack	Standard weight in kg	Standard volume in m ³
In AISI-316L stainless steel				
A-350 - 12 m ³ /h, 2 mwc	52244	1	10	0.12
A-500 - 18 m ³ /h, 2 mwc	52245	1	15	0.24

TECHNICAL FEATURES

Code	Section concrete	Pump	Control box	*Optional Push button + Switch
52244	00302 x 2	65560	25719	04047 + 04050
52245	00302 x 2	65562	25719	04047 + 04050

* Optional: components for turning the waterfall on from the pool.

NOTE: The water features do not include anchoring, pump, control panel nor suction system.

WATER GAMES AND ORNAMENTAL WATER FEATURES

WATER CURTAINS



COBRA CURTAIN



Height: 12 m. Width 600 mm. AISI-316L stainless steel.

	Code	Standard Pack	Standard weight in kg	Standard volume in m ³
Matt finish	19972	1	23.2	0.630
Painted in white	19973	1	23.2	0.630



BOA CURTAIN



Height: 12 m. Width 340 mm. AISI-316L stainless steel.

	Code	Standard Pack	Standard weight in kg	Standard volume in m ³
Bright polished	19974	1	11.2	0.278



LUXE CURTAIN



Height: 0.9 m. AISI-316L stainless steel.

	Code	Standard Pack	Standard weight in kg	Standard volume in m ³
Bright polished	19975	1	60.0	0.547



ARCHED CURTAIN



AISI-316L stainless steel matt finish.

	Code	Standard Pack	Standard weight in kg	Standard volume in m ³
Width 600 mm, Height 800 mm	20129	1	34.1	0.247
Width 600 mm, Height 1000 mm	20130	1	62.0	0.547
Width 1000 mm, Height 1000 mm	20131	1	106.5	1.044

NOTE: The water features do not include anchoring, pump, control panel nor suction system.

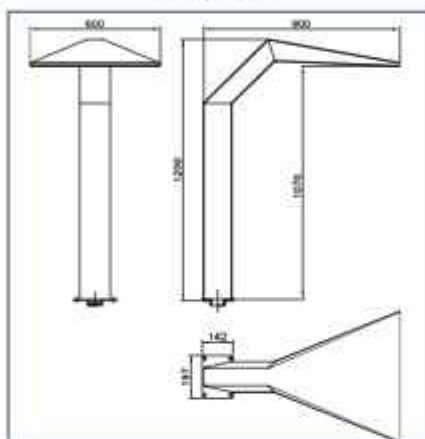
WATER GAMES AND ORNAMENTAL WATER FEATURES

WATER CURTAINS

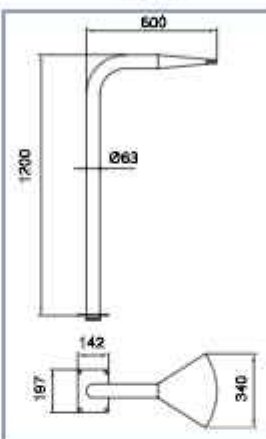
COBRA, BOA, LUXE, ARCHED curtains



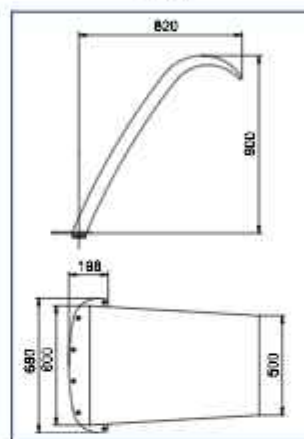
19972-19973



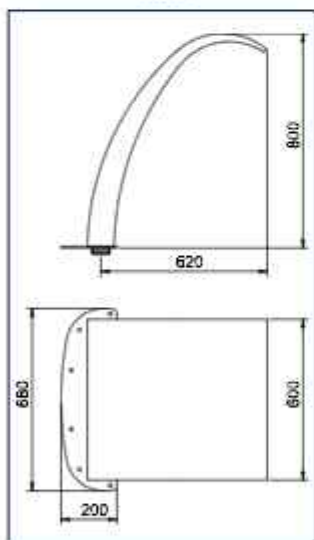
19974



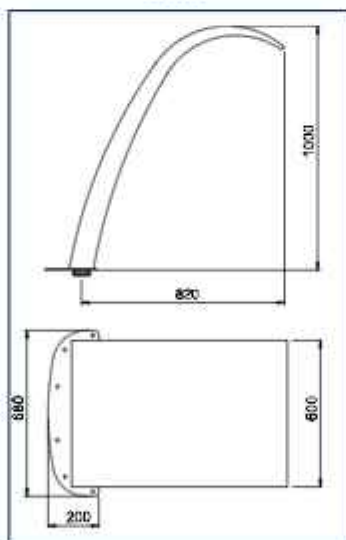
19975



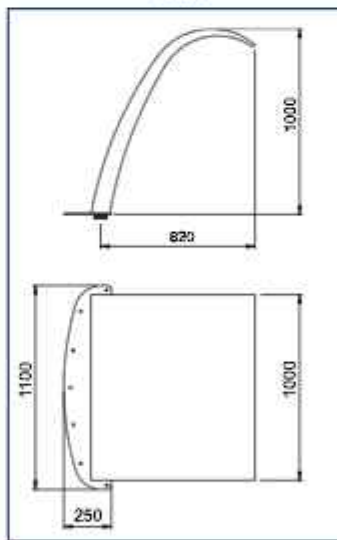
20129



20130



20131



TECHNICAL FEATURES

Curtain code	Faceplate	Anchoring sockets		Suction		Pump	Control box		
		Concrete	Concrete	Concrete	Liner		Manual push button	Pneumatic push button	
								Concrete	Liner
19972	19981	19983	19987 x 3	20091 x 3	65570	19990	07537	07867	
19973	19982	19983	19987 x 3	20091 x 3	65570	19990	07537	07867	
19974	19977	19983	19987 x 2	20091 x 2	65565	19989	17154	17155	
19975	-	19985	19987 x 3	20091 x 3	65570	19990	07537	07867	
20129	-	19985	19987 x 3	20091 x 3	65570	19990	07537	07867	
20130	-	19985	19987 x 3	20091 x 3	65570	19990	07537	07867	
20131	-	20135	19987 x 3	20091 x 3	65570	19990	07537	07867	

Note: The pneumatic push button includes: control box, wall conduits and push button.

NOTE: The water features do not include anchoring, pump, control panel nor suction system.

WATER GAMES AND ORNAMENTAL WATER FEATURES

WATER CURTAINS

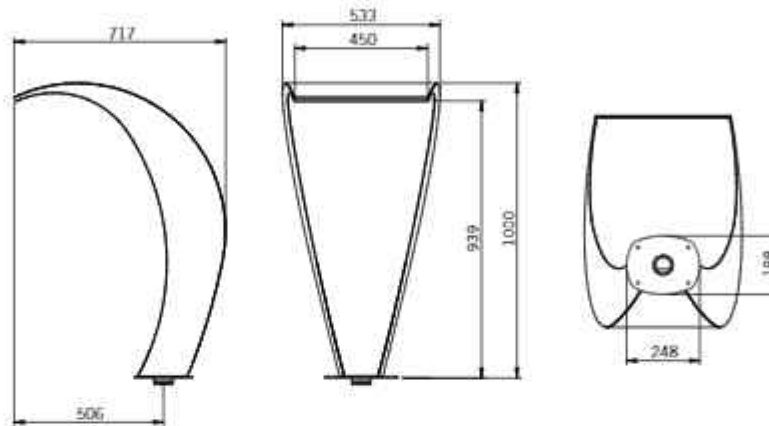


SWAN CURTAIN 450

In AISI-316L stainless steel.



	Code	Standard Pack	Standard weight in kg	Standard volume in m ³
Matt finish	34387	1	27.7	0.356



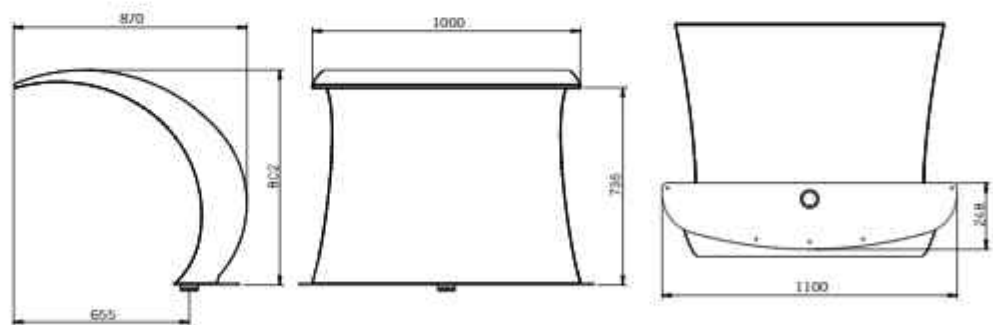
SWAN CURTAIN 1000



In AISI-316L stainless steel.



	Code	Standard Pack	Standard weight in kg	Standard volume in m ³
Matt finish	34390	1	38.2	0.872



TECHNICAL FEATURES

Curtain code	Anchoring sockets		Suction		Pump	Control box		
	Concrete	Concrete	Concrete	Liner		Manual push button	Pneumatic push button	
							Concrete	Liner
34387	19983	19987 x 2	20091 x 2	65565	19989	17154	17155	
34390	20135	19987 x 3	20091 x 3	65570	19990	07537	07867	

Note: The pneumatic push button includes: control box, wall conduits and push button.

POOL SURROUND EQUIPMENT

NOTE: The water features do not include anchoring, pump, control panel nor suction system.



WATER GAMES AND ORNAMENTAL WATER FEATURES

WATER CANNONS



CANNONS

In AISI-316L polished stainless steel (cannon only, no nozzles) Ø 50mm pipe. Height 1.2 m.

	Code	Standard Pack	Standard weight in kg	Standard volume in m ³
Cannon	19968	1	7.2	0.193

INTERCHANGEABLE NOZZLES



	Code	Standard Pack	Standard weight in kg	Standard volume in m ³
Nozzle No 1	05572	1	0.66	0.003
Nozzle No 2	05573	1	0.46	0.003
Nozzle No 3	05574	1	0.56	0.003
Nozzle No 4	05575	1	0.81	0.003



VERTICAL



In polished AISI-316L Stainless Steel. Pipe: Ø 84 mm. Height 1.5 m.

	Code	Standard Pack	Standard weight in kg	Standard volume in m ³
Single	19969	1	10	0.080

NOTE: The water features do not include anchoring, pump, control panel nor suction system.



WATER GAMES AND ORNAMENTAL WATER FEATURES

WATER CANNONS

RESIDENTIAL WATER CANNON



Residential water cannon in polished stainless steel. Fastened to the ground with screws and anchor studs.

	Code	Standard Pack	Standard weight in kg	Standard volume in m ³
AISI-316L stainless steel				
Round opening. 5 m ³ /h, 2 mwc	52242	1	3	0.12
Flat opening. 15 m ³ /h, 2 mwc	52243	1	5	0.13
AISI-304L stainless steel				
Round opening. 5 m ³ /h, 2 mwc	52238	1	3	0.12
Flat opening. 15 m ³ /h, 2 mwc	52239	1	5	0.13

TECHNICAL FEATURES

Code	Suction concrete	Pump	Control box	*Optional Push button + Switch
52242	00302	65557	25718	04047 + 04050
52243	00302 x 2	65560	25719	04047 + 04050
52238	00302	65557	25718	04047 + 04050
52239	00302 x 2	65560	25719	04047 + 04050

*Optional: components for turning the cannon on from the pool.

NOTE: The water features do not include a pump, control box or suction pipes.

NOTE: The water features do not include anchoring, pump, control panel nor suction system.



BELL



In AISI-316L stainless steel. Pipe: Ø 63 mm. Height 1.2 m.

	Code	Standard Pack	Standard weight in kg	Standard volume in m ³
Bell	19971	1	9.2	0.274

POOL SURROUND EQUIPMENT

NOTE: The water features do not include anchoring, pump, control panel nor suction system.



WATER GAMES AND ORNAMENTAL WATER FEATURES

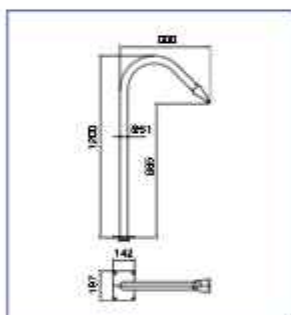
WATER CANNONS

DELUXE CANNON

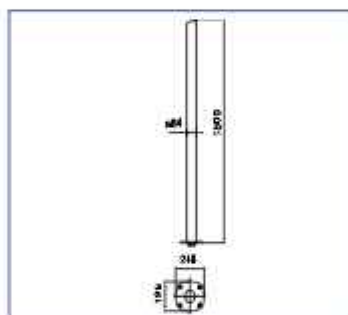


Stainless Steel polished AISI-316L. Pipe: Ø 63 mm. Height: 0.8 mm.

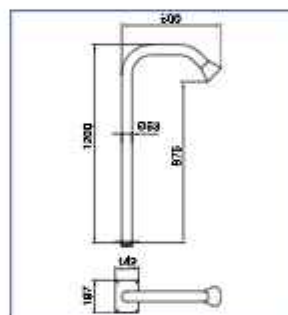
	Code	Standard Pack	Standard weight in kg	Standard volume in m ³
Flat	19970	1	8.2	0.211
Circular	20132	1	9.4	0.209
6 outlets	20133	1	8.6	0.213



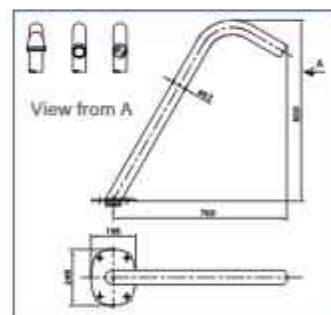
19968



19969



19971



19970-20132-20133

TECHNICAL FEATURES

Code water feature	Face plate	Anchoring sockets		Suction		Pump	Control box	
		Concrete	Concrete	Liner	Manual push button		Pneumatic push button	
							Concrete	Liner
19968	19976	19983	19987 x 1	20091 x 1	65558	19988	07669	07868
19969	19978	19983	19987 x 1	20091 x 1	65558	19988	07669	07868
19970	-	19983	19987 x 1	20091 x 1	65558	19988	07669	07868
19971	19977	19983	19987 x 2	20091 x 2	65565	19989	17154	17155
20132	-	19983	19987 x 1	20091 x 1	65558	19988	07669	07868
20133	-	19983	19987 x 1	20091 x 1	65558	19988	07669	07868

Note: The pneumatic push button includes: control box, wall conduits and push button.

WATER GAMES AND ORNAMENTAL WATER FEATURES

WATERFALLS

ORNAMENTAL WATERFALLS



In AISI-316L stainless steel.

NOTE: The water features do not include a pump, control box or suction pipes.

	Code	Standard Pack	Standard weight in kg	Standard volume in m ³
Width (W) 300 mm, 1½" connection (B)	05577	1	6.9	0.06
Width (W) 600 mm, 2" connection (B)	05578	1	11.9	0.09

TECHNICAL FEATURES

Water feature code	Face plate	Anchoring sockets		Suction		Pump	Control box		
		Concrete	Liner	Concrete	Liner		Manual push button	Pneumatic push button	
								Concrete	Liner
05577	-	-	-	19987 x 1	20091 x 1	65558	19988	07669	07868
05578	-	-	-	19987 x 2	20091 x 2	65565	19989	17154	17155

Note: The pneumatic push button includes: control box, wall conduits and push button.

SILKFLOW WATERFALLS



Waterfall made of corrosion resistant ABS. Can be fed through the return circuit of the pool filter or through a specific pump.

NOTE: The water features do not include a pump, control box or suction pipes.

	Code	Standard Pack	Standard weight in kg	Standard volume in m ³
300 mm waterfall	45205	1	1.19	0.012
600 mm waterfall	45206	1	2.36	0.021
900 mm waterfall	45207	1	3.45	0.003
1200 mm waterfall	45208	1	4.62	0.004
1800 mm waterfall	54090	1	7.0	0.057

TECHNICAL FEATURES

Code	Required water flow l/min	Standard pump size HP	A Length of waterfall	B Width of waterfall over the pool surface, at the recommended rate of l/min/m	C Recommended height for the waterfall	D Distance of the water at the recommended rate of l/min/m
45205	50	0.5	300 mm	200 mm	300 mm	300 mm
45206	100	0.5	600 mm	500 mm	600 mm	300 mm
45207	150	0.75	900 mm	800 mm	900 mm	300 mm
45208	200	0.75	1200 mm	1100 mm	900 mm	300 mm
54090	300	1.50	1800 mm	1700 mm	900 mm	300 mm

NOTE: The water features do not include anchoring, pump, control panel nor suction system.

WATER GAMES AND ORNAMENTAL WATER FEATURES

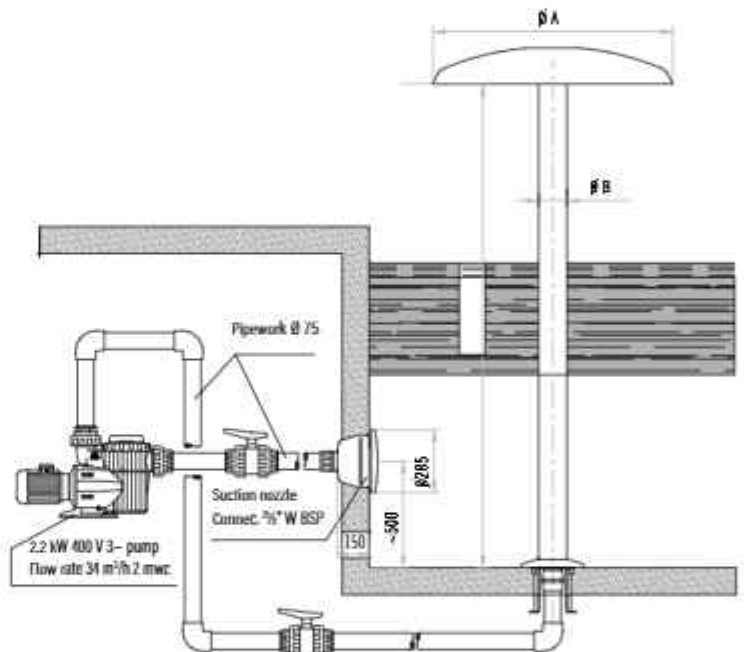
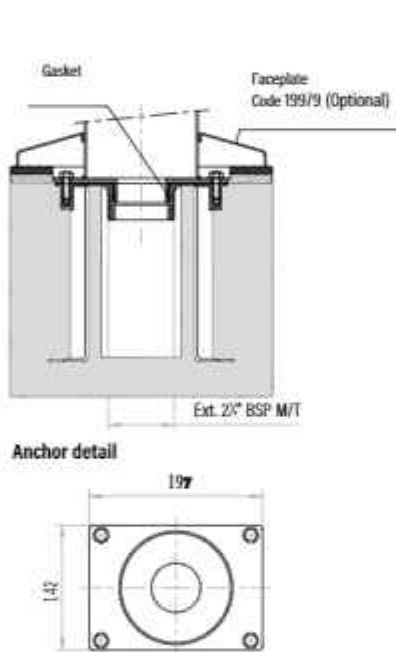
UMBRELLAS

UMBRELLAS



In AISI-316L Stainless Steel polished column. Umbrella in polyester.

	Code	Standard Pack	Standard weight in kg	Standard volume in m ³
Umbrella S, Ø 1100 mm	22750	1	30.0	0.450
Umbrella M, Ø 1500 mm	22751	1	85.0	1.900
Umbrella L, Ø 2000 mm	22752	1	110.0	2.400
Umbrella XL, Ø 2500 mm	22753	1	130.0	3.500
Column Ø 129 mm	22754	1	23.4	0.274
Column Ø 254 mm	22755	1	55.8	0.507



TECHNICAL FEATURES

Parasol Ø	Canopy	Column	Face plate	Anchoring sockets		Suction		Pump	Control box		
				Concrete	Liner	Concrete	Liner		Manual push button	Pneumatic push button	
									Concrete	Liner	
1100	22750	22754	19979	19983	15833	19987 x 3	20091 x 3	65570	19990	07537	07867
1500	22751	22755	19980	19984	19986	19987 x 4	20091 x 4	08003	19991	-	-
2000	22752	22755	19980	19984	19986	19987 x 4	20091 x 4	08003	19991	-	-
2500	22753	22755	19980	19984	19986	19987 x 5	20091 x 5	08004	19992	-	-

Note: The pneumatic push button includes: control box, wall conduits and push button.

NOTE: The water features do not include anchoring, pump, control panel nor suction system.

WATER GAMES AND ORNAMENTAL WATER FEATURES

WATER MUSHROOMS

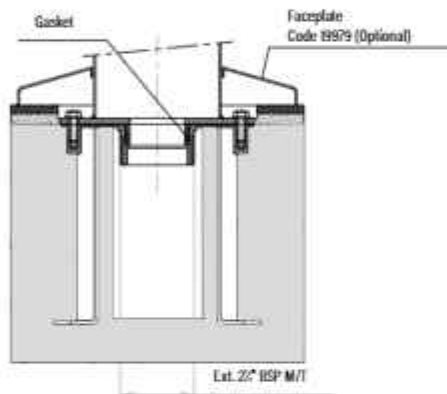


MUSHROOMS

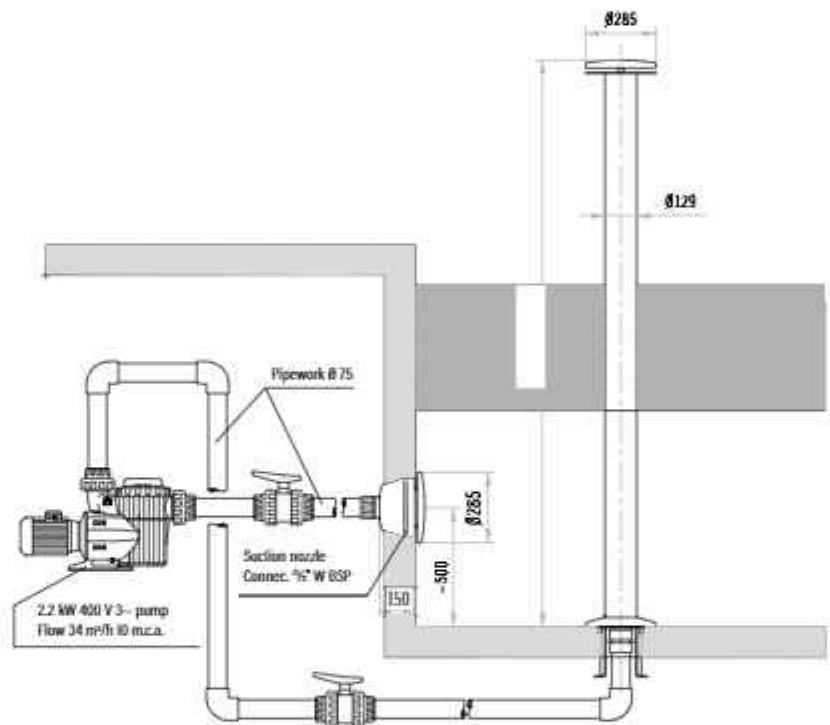
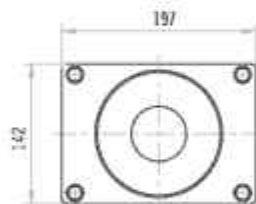
In AISI-316L polished stainless steel. Column Ø 129 mm. Height 2.3 m.



	Code	Standard Pack	Standard weight in kg	Standard volume in m³
Mushroom Ø 285 mm	19966	1	24.8	0.273



Anchor detail



TECHNICAL FEATURES

Code water feature	Face plate	Anchoring sockets		Suction		Pump	Control box	
		Concrete	Liner	Concrete	Liner		Manual push button	Pneumatic push button
19966	19979	19983	15833	19987 x 3	20091 x 3	65570	19990	07537 07867

Note: The pneumatic push button includes: control box, wall conduits and push button.

POOL SURROUND EQUIPMENT

NOTE: The water features do not include anchoring, pump, control panel nor suction system.



WATER GAMES AND ORNAMENTAL WATER FEATURES

WATER MUSHROOMS

WATER MUSHROOM Ø 250 MM



In AISI-316L stainless steel. Its fastening system allows it to be fitted in concrete or prefabricated pools. Column Ø 104 mm. Height 385 mm.

	Code	Standard Pack	Standard weight in kg	Standard volume in m ³
Matt finish	34378	1	5.4	0.34

WATER MUSHROOM Ø 400 MM



Made of AISI-316L. It has been designed for installing in prefab. and concrete pools. Column Ø 129 mm. Height 460 mm.

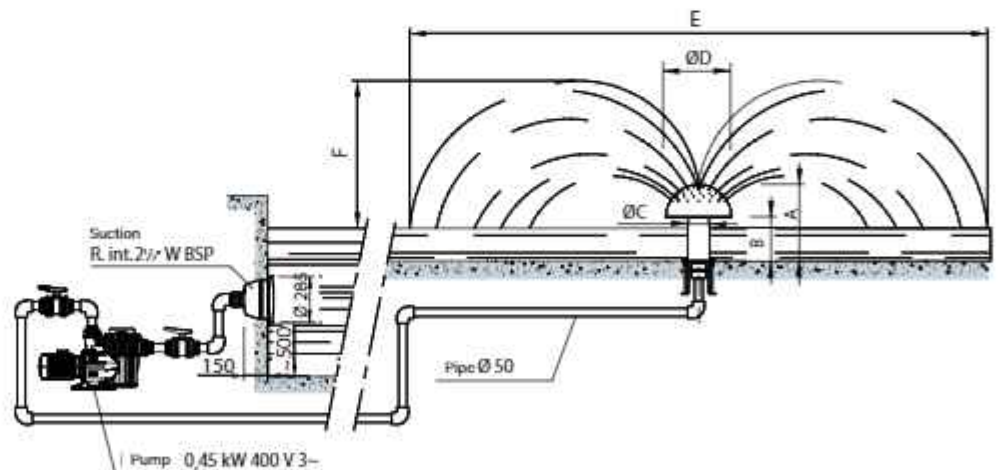
	Code	Standard Pack	Standard weight in kg	Standard volume in m ³
Matt finish	34381	1	9.6	0.124

WATER MUSHROOM Ø 670 MM



Made of AISI-316L. It has been designed for installing in prefab. and concrete pools. Column Ø 168 mm. Height 600 mm.

	Code	Standard Pack	Standard weight in kg	Standard volume in m ³
Matt finish	34384	1	24.5	0.377



TECHNICAL FEATURES

Mushroom B	Size in cm					Feature code	Anchoring sockets		Suction		Pump	Control box			
	A	B	Ø C	E	F		Concrete	Liner	Concrete	Liner		Manual push button	Pneumatic push button		
													Concrete	Liner	
250	385		104	5000	1500	34378									
400	460	270	129	6600	1700	34381	19983	15833	19987x1	20091x1	65558	19988	07669	07868	
670	600		168	7000	1800	34384									

Note: The pneumatic push button includes: control box, wall conduits and push button.

NOTE: The water features do not include anchoring, pump, control panel nor suction system.



WATER GAMES AND ORNAMENTAL WATER FEATURES

WATER FEATURES ACCESSORIES

WALL SUCTION POINT for concrete pools



In AISI-316L Stainless Steel. Ø 285 mm. Suction point for water features. Connection 2½". Max. Recommended flow: 13 m³/h.

	Code	Standard Pack	Standard weight in kg	Standard volume in m³
Concrete swimming pool	19987	1	2.9	0.018

WALL SUCTION POINT



for prefabricated and liner pools

In AISI-316L Stainless Steel. Ø 285 mm. Suction point for water features. Connection 2½". Max. Recommended flow: 13 m³/h.



	Code	Standard Pack	Standard weight in kg	Standard volume in m³
Prefabricated and liner pool	20091	1	2.9	0.018

ANCHORING FOR LINER POOLS



In AISI-316L Stainless Steel. Includes base for embedding, fixing plate, gaskets and earth connection. Connection 2½".



19983

	Code	Standard Pack	Standard weight in kg	Standard volume in m³
Rectangular anchoring	19983	1	2.1	0.012
Ø 254 mm anchoring	19984	1	9.8	0.113
600 mm wide anchoring	19985	1	6.4	0.039
1000 mm wide anchoring	20135	1	10.8	0.076

ANCHORING FOR LINER POOLS



In AISI-316L Stainless Steel. Includes base for embedding, fixing plate, 3 gaskets and earth connection. Connection 2½".



15833

	Code	Standard Pack	Standard weight in kg	Standard volume in m³
Rectangular anchoring	15833	1	2.5	0.007
Ø 254 mm anchoring	19986	1	11.0	0.400



19986

NOTE: The water features do not include anchoring, pump, control panel nor suction system.



WATER GAMES AND ORNAMENTAL WATER FEATURES

WATER FEATURES ACCESSORIES

BASE COVER



In polished AISI-316L stainless steel.

	Code	Standard Pack	Standard weight in kg	Standard volume in m ³
Ø 51 mm	19976	1	1.0	0.008



BASE COVER



In polished AISI-316L stainless steel.

	Code	Standard Pack	Standard weight in kg	Standard volume in m ³
Ø 63 mm	19977	1	1.0	0.008



BASE COVER



In polished AISI-316L stainless steel.

	Code	Standard Pack	Standard weight in kg	Standard volume in m ³
Ø 84 mm	19978	1	0.9	0.006



BASE COVER



In polished AISI-316L stainless steel.

	Code	Standard Pack	Standard weight in kg	Standard volume in m ³
Ø 129 mm	19979	1	0.9	0.005



BASE COVER



In polished AISI-316L stainless steel.

	Code	Standard Pack	Standard weight in kg	Standard volume in m ³
Ø 254 mm	19980	1	0.9	0.006

NOTE: The water features do not include anchoring, pump, control panel nor suction system.



WATER GAMES AND ORNAMENTAL WATER FEATURES

WATER FEATURES ACCESSORIES

BASE COVER



	Code	Standard Pack	Standard weight in kg	Standard volume in m ³
600 mm curtain. Matt finish	19981	1	1.22	0.008



BASE COVER



	Code	Standard Pack	Standard weight in kg	Standard volume in m ³
600 mm curtain. Painted	19982	1	1.28	0.008



CONTROL BOX - MANUAL



	Code	Standard Pack	Standard weight in kg	Standard volume in m ³
Manual - control box				
0.45 kW (0.5 HP) 400 V III	19988	1	0.7	0.005
1.1 kW (1.5 HP) 400 V III	19989	1	0.7	0.005
2.2 kW (3.0 HP) 400 V III	19990	1	0.7	0.005
2.65 kW (3.5 HP) 400 V III	19991	1	0.7	0.005



CONTROL BOX PNEUMATIC SWITCH



Enables bathers to control water features from inside the pool. Includes control box, wall conduit, air pipe and pneumatic switch.

	Code	Standard Pack	Standard weight in kg	Standard volume in m ³
For concrete pool				
2.2 kW (3.0 HP) 400 V III	07537	1	3.1	0.02
0.45 kW (0.5 HP) 400 V III	07669	1	3.1	0.02
1.1 kW (1.5 HP) 400 V III	17154	1	3.1	0.02
For prefabricated pools				
2.2 kW (3.0 HP) 400 V III	07867	1	3.2	0.02
0.45 kW (0.5 HP) 400 V III	07868	1	3.2	0.02
1.1 kW (1.5 HP) 400 V III	17155	1	3.2	0.02

All products must be installed at a depth of 30-40 cm. See the technical specifications on the following pages.



WATER GAMES AND ORNAMENTAL WATER FEATURES

WATER GAMES

• Water features help to create a leisure space where you can enjoy water activities in a fun, safe and physically active environment with your family.

HYDRA



- Body of polyester reinforced with fiberglass.
- Outlet nozzles made of stainless steel AISI-304L.
- Hardware made of S.S. AISI-304L.

	Code	Standard Pack	Standard weight in kg	Standard volume in m ³
Hydra	66450	1	-	-

CRUX



- Body of polyester reinforced with fiberglass.
- Outlet nozzles are made of stainless steel AISI-304L and polyacetal.
- Hardware made of S.S. AISI-304L.

	Code	Standard Pack	Standard weight in kg	Standard volume in m ³
Crux	66449	1	-	-

CORVUS



- Body of polyester reinforced with fiberglass.
- Outlet nozzles made of polyacetal (POM).
- Hardware made of S.S. AISI-304L.

	Code	Standard Pack	Standard weight in kg	Standard volume in m ³
Corvus	66451	1	-	-

All products must be installed at a depth of 30-40 cm. See the technical specifications on the following pages.

WATER GAMES AND ORNAMENTAL WATER FEATURES

WATER GAMES



RAINBOW SUNSHADE

- Bodywork in polyester reinforced with fibreglass. AISI-304L stainless steel shaft.
- Outlet nozzles made of stainless steel AISI-304L.
- Hardware made of S.S. AISI-304L.

	Code	Standard Pack	Standard weight in kg	Standard volume in m ³
Rainbow Sunshade	66452	1	-	-




PALM



- Shape made of polyester reinforced with fibreglass.
- Body made of stainless steel AISI-304L.
- Outlet nozzles made of polyacetal (POM).
- Hardware made of S.S. AISI-304L.

	Code	Standard Pack	Standard weight in kg	Standard volume in m ³
Palm	66453	1	-	-



BOW

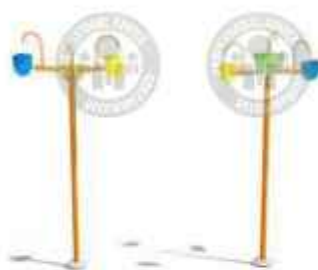


- Body made of stainless steel AISI-304L.
- Polyacetal sprinklers.
- Hardware made of stainless steel.

	Code	Standard Pack	Standard weight in kg	Standard volume in m ³
Bow	66456	1	-	-



All products must be installed at a depth of 30-40 cm. See the technical specifications on the following pages.



WATER GAMES AND ORNAMENTAL WATER FEATURES

WATER GAMES



LAMPPOST

- Baskets made of fibreglass.
- Body made of stainless steel AISI-304L.
- Outlet nozzles are made of stainless steel AISI-304L.
- Hardware made of stainless steel AISI-304L.

	Code	Standard Pack	Standard weight in kg	Standard volume in m ³
Lamppost	66454	1	-	-

STREETLIGHT



- Shape made of polyester reinforced with fibreglass.
- Body made of stainless steel AISI-304L.
- Outlet nozzles made of stainless steel AISI-304L.
- Hardware made of stainless steel AISI-304L.

	Code	Standard Pack	Standard weight in kg	Standard volume in m ³
Streetlight	66455	1	-	-

RAINBOW MINI SLIDE



- Slide made of polyester reinforced with fibreglass.
- Panels made of 20 mm high density polythene.
- Hardware made of stainless steel AISI-304L.

	Code	Standard Pack	Standard weight in kg	Standard volume in m ³
Rainbow Mini Slide	66457	1	-	-

WHALE MINI SLIDE



- Slide made of polyester reinforced with fibreglass.
- Panels made of 20 mm high density polythene.
- Hardware made of stainless steel AISI-304L.

	Code	Standard Pack	Standard weight in kg	Standard volume in m ³
Whale Mini Slide	66458	1	-	-

WATER GAMES AND ORNAMENTAL WATER FEATURES

WATER GAMES



ASTRALPOOL

ATLANTIC

- Slide made of polyester reinforced with fiberglass.
- Posts made of AISI-304L stainless steel, coated in polyester paint.
- High-density 15 mm polyethylene panels.
- Outlet nozzles are made of stainless steel AISI-304L and polyacetal.
- Hardware made of stainless steel AISI-304L.

	Code	Standard Pack	Standard weight in kg	Standard volume in m ³
Atlantic	66459	1	-	-

This product must be installed at a depth of 30-40 cm.



ASTRALPOOL

ACTIVE

- Slide made of polyester reinforced with fiberglass.
- Wooden posts.
- Panels made of 20 mm high density polythene.
- Handrail and fasteners made of AISI-304L stainless steel.
- Baseplates made of AISI-304L stainless steel.

	Code	Standard Pack	Standard weight in kg	Standard volume in m ³
Active	66460	1	-	-

Article to be installed at poolside at a depth of at least 110 cm.



ASTRALPOOL

BUBBLES

- Slide made of polyester reinforced with fiberglass.
- Posts made of AISI-304L stainless steel, coated in polyester paint.
- High-density 15 mm polyethylene panels.
- Outlet nozzles made of polyacetal (POM).
- Hardware made of stainless steel AISI-304L.

	Code	Standard Pack	Standard weight in kg	Standard volume in m ³
Bubbles	66461	1	-	-

This product must be installed at a depth of 30-40 cm.

TECHNICAL FEATURES

Code	Name	Floor plan dimensions (cm)	Maximum height of water feature (cm)	Required flow rate (l/min)	Pressure (bar)
66450	Hydra	Ø 87	161.5	120	1
66449	Crux	130 x 50	140	130	1
66451	Corvus	60 x 60	163.5	47	1
66452	Sunshade Rainbow	Ø 160	289.5	400	1
66453	Palm	Ø 223	350	120	1
66456	Bow	320	160	70	1
66454	Lampost	Ø 79	345	120	1
66455	Streetlight	Ø 198	360	360	1
66457	Rainbow Mini Slide	279 x 630	105	-	-
66458	Whale Mini Slide	276 x 660	101	-	-
66459	Atlantic	331 x 108	412	850	1
66460	Active	575 x 423	275	48	1
66461	Bubbles	660 x 582	375	400	1



READY FOR FUN?

It is a game whose main feature is the surprise factor. Children do not know when the cube is filled and overturn on them all the water it contains. It is specially designed for older children or young people.

WAVE SPLASH BUCKET



Designed and manufactured according to the standards EN-1176. It has nozzles embedded and rotating parts that avoid grips and entrapments in order to ensure maximum safety.

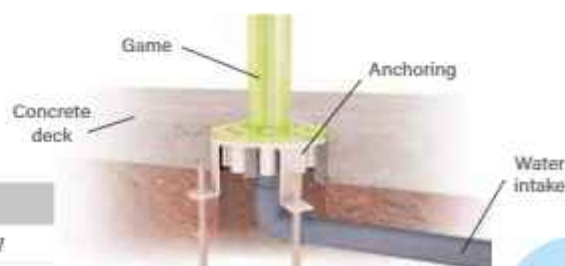
Used materials:

- Aisi-304L stainless steel painted with powder coating of polyester, matt finish and treaty against the heat.
- Drive nozzles made of synthetic polymer POM.
- AISI-304L stainless steel hardware vandal-proof.
- Feet protection to prevent children from damage.

	Code	Standard Pack	Standard weight in kg	Standard volume in m ³
Wave Splash bucket	IS-30A47	1	-	-

How is it installed ?

It is necessary to soak it into the concrete anchor and connect it to a water intake.



TECHNICAL FEATURES

Code	IS-30A47
Measurements	195 X 140 X 455 cm
Age range	4 - 15 years
Users	8 users
Water outlets	1 unit
Pool depth	From 0 to 35 cm
Pressure	105 Pa
Water flow	200 lpm



WATER GAMES AND ORNAMENTAL WATER FEATURES

ASTRALPOOL BIKE



ASTRALPOOL BIKE



Aquabike made of square and rectangular polished AISI-316L stainless steel pipe. Ideal for gyms, wellness centres, spas, medical facilities, hotels and private pools.

- Made of AISI-316L stainless steel.
- Adjustable height of saddle and handlebar.
- For use in public and residential pools from 1 to 1.5 metres in depth.
- Ergonomic.
- Pedals made of PUR.
- Easy to move about.

	Code	Standard Pack	Standard weight in kg	Standard volume in m ³
AstralPool Bike	67333	1	20	0.12



ISABA

Projects that tell stories

Customized water play area for every pool

At Isaba we design, manufacture and install comprehensive aquatic recreation projects. We create unique spaces for families; transforming children's pools and improving them by adding water play areas.

- A. Solutions tailored to the needs of each customer
- A. Different play solutions
- A. Water play areas for all ages
- A. High durability of materials
- A. Safety and quality throughout the process

Contact us so that we can work with you to create a customized recreational proposal with no obligation



ZERO-DEPTH AQUATIC PLAY



THE BUBBLE



POOL AQUATIC PLAY

GRILLES FOR OVERFLOW

GENERAL NOTE FOR ALL MODELS

Made of PP stabilized against UV rays. The whole range comes in white. Ask your dealer about other colours.

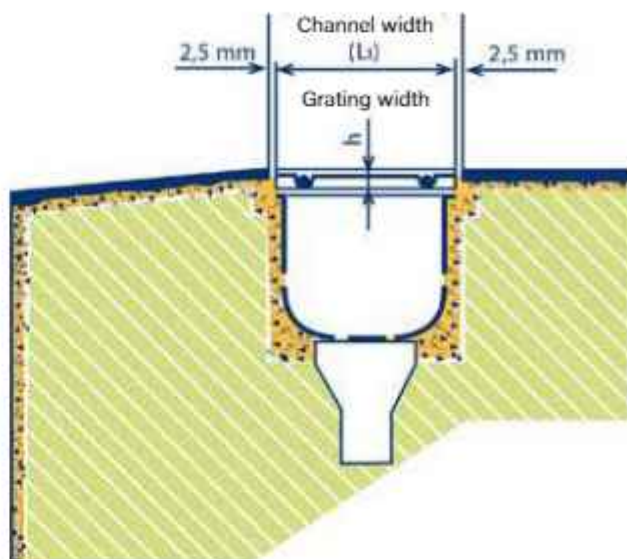
Made up of tiles in modules for straight and curved sections (outer radius of 1 or 2 m), they click into place (male-female fitting), which gives certain leeway in assembling them, as well as absorbing their potential expansion due to the temperature changes to which they are exposed.

For all models of grating, a channel 5 mm wider than the grating must be built so that it easily fits into place and any potential expansion is prevented.

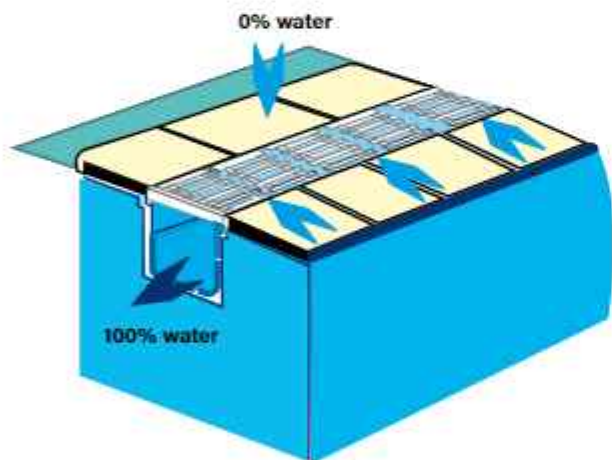
Channel width	Grating width
200.....	195
250.....	245
300.....	295
350.....	345

The height (h) of the grating varies depending on the model.

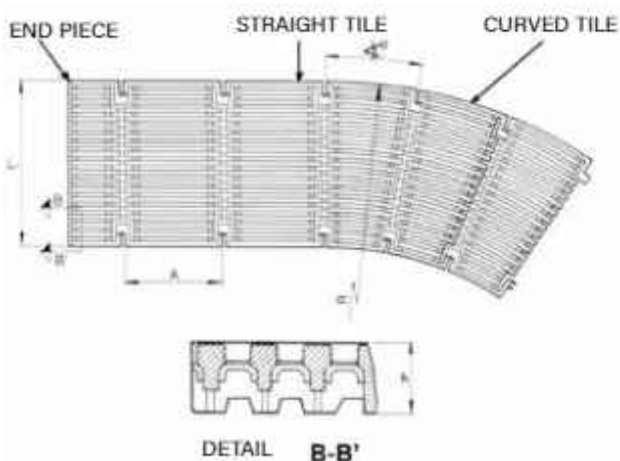
- Longitudinal model h = 24 mm
- Transversal model h = 22 mm and h = 35 mm



LONGITUDINAL MODEL



The longitudinal design of this model ensures that any excess water from the pool is not allowed to overflow onto the pool deck, thus maintaining it practically dry.



	Model	L	L1	h	A	↖ r.1m	↖ r.2m
STRAIGHT TILE	05581	200	195	24	206	-	-
	05582	250	245	24	206	-	-
	05583	300	295	24	206	-	-
	05584	350	345	24	206	-	-
END PIECE	06420	200	195	24	-	-	-
	06421	250	245	24	-	-	-
	06422	300	295	24	-	-	-
	06423	350	345	24	-	-	-
CURVED TILE	08001	200	195	24	-	x	
	08002	300	295	24	-	x	
	07565	250	245	24	-	x	
	07566	350	345	24	-	x	
	05585	200	195	24	-		x
	05586	250	245	24	-		x

Other grating colours can be made to order. For further information, ask your AstralPool dealer.



GRILLES FOR OVERFLOW

LONGITUDINAL GRATING TILE



Made of PP stabilized against UV rays. Grating fastened together using male-female hooks (5 units = 1,024 meters). The flexible properties of the grating means a radius of up to 5 m can be covered.

	Code	Standard Pack	Standard weight in kg	Standard volume in m ³
Height 24 mm, width 195 mm	05581	45	16.2	0.080
Height 24 mm, width 245 mm	05582	29	13.4	0.080
Height 24 mm, width 291 mm	05583	28	15.6	0.080
Height 24 mm, width 345 mm	05584	19	13.2	0.080



CURVED GRATING TILE



Made of PP stabilized against UV rays. Grating fastened together using male-female hooks.

Height	L	LI	Radius	Code	Standard Pack	Standard weight in kg	Standard volume in m ³
24 mm	200 mm	195 mm	1 m	08001	60	17.2	0.079
24 mm	300 mm	295 mm	1 m	08002	32	14.6	0.079
24 mm	250 mm	245 mm	1 m	07565	42	17.2	0.079
24 mm	350 mm	345 mm	1 m	07566	24	13.4	0.079
24 mm	200 mm	195 mm	2 m	05585	48	17.2	0.079
24 mm	250 mm	245 mm	2 m	05586	30	14.2	0.079



END PIECE KIT for parallel grating



Made of AISI-304L stainless steel plate, with end piece and longitudinal grating made of PP stabilized against UV rays. Made so that the grating in the end piece can be cut to fit in place.

	Code	Standard Pack	Standard weight in kg	Standard volume in m ³
Height 24 mm, width 195 mm	16064	15	5.11	0.002
Height 24 mm, width 245 mm	16065	12	5.17	0.002
Height 24 mm, width 291 mm	16066	8	4.21	0.002
Height 24 mm, width 345 mm	16067	8	5.00	0.002



PERIMETER GRATING



Range of overflow grating for swimming pools. Made of homopolymer polypropylene, with additives for UV protection. Available in 500 mm long modules with male-female hooks for easy and fast assembly.

	Code	Standard Pack	Standard weight in kg	Standard volume in m ³
0.5 m longitudinal grating Height 22 mm Width 195 mm	28664	20	19.9	0.080



Other grating colours can be made to order. For further information, ask your AstralPool dealer.

GRILLES FOR OVERFLOW

MODULAR TRANSVERSAL GRATING



for curves

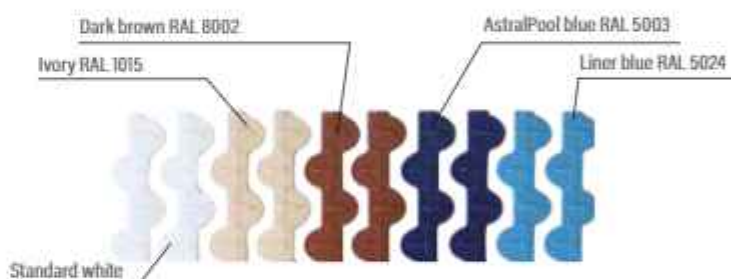
Made of PP stabilized against UV rays. Assembled by fitting the modules together. Available in 5 colours. Other grating colours can be made to order. For further information, please contact your AstralPool dealer.

	Code	Standard Pack	Standard weight in kg	Standard volume in m ³
Modular grating for curves				
Height 22 mm, width 195 mm	34190	470	14.1	0.08
Height 22 mm, width 245 mm	34191	320	12.4	0.08
Height 22 mm, width 295 mm	34192	300	15.0	0.08
Height 22 mm, width 335 mm	34193	250	15.0	0.08
Reversible modular grating for curves				
Height 35 mm, width 195 mm	34194	450	16.0	0.08
Height 35 mm, width 245 mm	34195	300	13.7	0.08
Height 35 mm, width 295 mm	34196	290	17.3	0.08
Height 35 mm, width 335 mm	34197	250	17.4	0.08

Note: Colours in the pictures are not exactly the same as in real product.

TECHNICAL FEATURES

Colour	Code
White	-
RAL 1015	CL90
RAL 8002	CL109
RAL 5003	CL60
RAL 5024	CL 108



Other grating colours can be made to order. For further information, ask your AstralPool dealer.

TRANSVERSAL GRATING FOR CURVES



Modular transversal grating for curves. Made of PP stabilized against UV rays. Assembled by fitting the modules together. Class 3 slip resistance (Rd>45) pursuant to UNE-ENV 12633: 2003.

	Code	Standard Pack	Standard weight in kg	Standard volume in m ³
Modular grating for curves				
Height 22 mm, width 195 mm	52535	470	14.1	0.08
Height 22 mm, width 245 mm	52536	320	12.4	0.08
Height 22 mm, width 295 mm	52537	300	15.0	0.08
Height 22 mm, width 335 mm	52538	250	15.0	0.08
Reversible modular grating for curves				
Height 35 mm, width 195 mm	52539	450	16.0	0.08
Height 35 mm, width 245 mm	52540	300	13.7	0.08
Height 35 mm, width 295 mm	52541	290	17.3	0.08
Height 35 mm, width 335 mm	52542	250	17.4	0.08

GRILLES FOR OVERFLOW

Other grating colours can be made to order. For further information, ask your AstralPool dealer.



MODULAR TRANSVERSAL GRATING

for curves



Made of PP stabilized against UV rays. Assembled by fitting the modules together.

	Code	Standard Pack	Standard weight in kg	Standard volume in m ³
Modular grating for curves				
Height 22 mm, width 195 mm	11107	470	15.8	0.080
Height 22 mm, width 245 mm	11108	320	13.6	0.080
Height 22 mm, width 295 mm	19202	300	18.0	0.080
Height 22 mm, width 335 mm	19203	250	17.0	0.080
Reversible modular grating for curves				
Height 35 mm, width 195 mm	00220	450	16.5	0.080
Height 35 mm, width 245 mm	00221	300	14.3	0.080
Height 35 mm, width 295 mm	00222	290	19.3	0.080
Height 35 mm, width 335 mm	00223	250	18.1	0.080

MODULAR GRATING FOR CURVES



Made of PP stabilized against UV rays. Assembled by fitting the modules together. Non-slip surface. Other colours available on request. For further information, please contact your AstralPool dealer. Compliant with standard EN-13451-1 (8 mm). Class 3 slip resistance (Pd>45) pursuant to UNE-ENV 12633: 2003.



	Code	Standard Pack	Standard weight in kg	Standard volume in m ³
Modular grating for curves				
Height 22 mm, width 195 mm	28656	470	20.84	0.082
Height 22 mm, width 245 mm	28657	320	18.80	0.082
Height 22 mm, width 295 mm	28658*	300	18.80	0.082
Height 22 mm, width 335 mm	28659*	250	20.84	0.082
Reversible modular grating for curves				
Height 35 mm, width 195 mm	28660	450	26.90	0.082
Height 35 mm, width 245 mm	28661	300	24.70	0.082
Height 35 mm, width 295 mm	28662*	290	26.61	0.082
Height 35 mm, width 335 mm	28663*	250	22.25	0.082

* In testing process.

TRANSVERSAL GRATING



Made of PP stabilized against UV rays. Fastened together by a pass-through cable (49 units per metre).



	Code	Standard Pack	Standard weight in kg	Standard volume in m ³
Height 22 mm, width 195 mm	00212	340	11.9	0.039
Height 22 mm, width 245 mm	00213	305	13.2	0.039



GRILLES FOR OVERFLOW

STAINLESS STEEL plastic coated cable



Ø 2.5 mm for fastening modules together.

	Code	Standard Pack	Standard weight in kg	Standard volume in m ³
Stainless steel plastic coated cable	00214	1000 m	21.0	0.036



AISI-316L STAINLESS STEEL plastic coated cable



Ø 2.5 mm for fastening modules together.

	Code	Standard Pack	Standard weight in kg	Standard volume in m ³
AISI-316L stainless steel plastic coated cable	00215	1000 m	21.0	0.036



CABLE LOCKING PINS



Made of brass.

	Code	Standard Pack	Standard weight in kg	Standard volume in m ³
Cable locking pins	00216	100	1.5	0.001



TRANSVERSAL GRATING TILE



Made of PP stabilized against UV rays. Tiles fitted together using a snap fastening system (5 units = 0.975 m).

	Code	Standard Pack	Standard weight in kg	Standard volume in m ³
Height 22 mm, width 245 mm	00217	52	22.8	0.080
Height 22 mm, width 295 mm	00218	45	23.1	0.080
Height 22 mm, width 335 mm	00219	38	22.0	0.080

Other grating colours can be made to order. For further information, ask your AstralPool dealer.



GRATING SUPPORT PROFILE



Suitable for grating heights of 22, 24 and 35 mm. Made of weather resistant plastic. Supplied in 2 m strips.

Inside measurements: 24 mm x 37 mm.

Available in other colours. For further information, ask your dealer.

	Code	Standard Pack	Standard weight in kg	Standard volume in m ³
Grating support profile	00224	25	13.2	0.033

GRILLES FOR OVERFLOW

90° CORNER TILES for overflow channels



Other grating colours can be made to order. For further information, ask your AstralPool dealer.

Made of white, injection moulded copolymer polypropylene.

	Code	Standard Pack	Standard weight in kg	Standard volume in m ³
Height 22 mm, channel width 195 mm	22379	4	2.8	0.006
Height 22 mm, channel width 245 mm	22380	4	3.6	0.009
Height 22 mm, channel width 295 mm	22381	4	4.8	0.012
Height 22 mm, channel width 335 mm	22382	4	5.7	0.016
Height 35 mm, channel width 195 mm	22383	4	3.2	0.009
Height 35 mm, channel width 245 mm	22384	4	4.1	0.014
Height 35 mm, channel width 295 mm	22385	4	5.3	0.012
Height 35 mm, channel width 335 mm	22386	4	6.2	0.023

STAINLESS STEEL longitudinal grating



Longitudinal grating made of stainless steel. A channel 5 mm wider than the grating must be dug so that it is easy to fit.

It is made up of straight sections of AISI-316L stainless steel, 500 mm in length. Straight sections can be made to measure in order to fit the length of any pool.

There are 4 different models depending on the grating used. Height 35 mm.



Complies with Standard EN 12443-1-2



Complies with Standards EN 12443-1 EN 12443-2

	Code	Standard Pack	Standard weight in kg	Standard volume in m ³
In stainless steel				
195 mm longitudinal grating	32415	-	-	-
245 mm longitudinal grating	32416	-	-	-
295 mm longitudinal grating	32417	-	-	-
345 mm longitudinal grating	32418	-	-	-

STAINLESS STEEL reinforced grating



AISI-316L stainless steel grating, compliant with standard EN: 1345-1:2000. Resistant to salt water. Intended for use in both residential and public pools.

	Code	Standard Pack	Standard weight in kg	Standard volume in m ³
Reinforced 252 x 252 mm grating	70956	1	-	-
Reinforced 410 x 410 mm grating	70957	1	-	-



Complies with Standard EN 1345-1:2000



POOLS

POOL SHELL EQUIPMENT

82 CONCRETE POOL

- 82 Main drains
- 84 Main drain accessories
- 85 Main drain grilles
- 86 ABS Inlets
- 88 Stainless Steel Inlets

89 LINER AND PREFABRICATED POOL

- 89 Main drains
- 92 Main drain accessories
- 92 Main drain grilles
- 93 ABS Inlets
- 95 Stainless Steel Inlets

CONCRETE POOL

MAIN DRAINS

- All main drains in the range are supplied with UV protection.
- To prevent the risk of suction, install the main drains according to local regulations.
- Recommended use: Maximum suction rate of 0.5 m/s.
- Install at least 2 main drains, each with a suction capacity able to handle the pool's full flow rate.

NORM MAIN DRAIN



Range of main drains suitable for public and private swimming pools. Supplied with flat or antivortex grilles. Manufactured in ABS with UV treatment, fitted with a 2" side outlet and a 1½" bottom outlet connection, bottom outlet covered by semi-die cut tab.

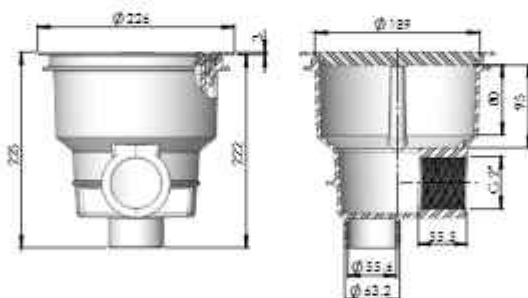


56379
Also available in other colours



Complies with Standards
EN 12285-1
EN 12285-2

	Code	Standard Pack	Standard weight in kg	Standard volume in m ³
Flat grating				
White	56378	4	10.60	0.069
Beige	56378CL090	4	10.60	0.069
Light Grey	56378CL129	4	10.60	0.069
Anthracite Grey	56378CL144	4	10.60	0.069
Antivortex grating				
White	56379	4	10.60	0.069
Beige	56379CL090	4	10.60	0.069
Light Grey	56379CL129	4	10.60	0.069
Anthracite Grey	56379CL144	4	10.60	0.069



MAIN DRAIN WITH SQUARE COVER



in stainless steel. 2" outlet

2" side outlet. Manufactured in stainless steel. AISI-316. Antivortex lid. Can be used in concrete and prefabricated pools with a 00276 adapter. Maximum flow rate: 6 m³/h.



	Code	Standard Pack	Standard weight in kg	Standard volume in m ³
	00269	1	1.14	0.01

CONCRETE POOL

MAIN DRAINS



NORM MAIN DRAIN

in polyester and fibreglass - 330 mm x 330 mm



Range of main drains manufactured in polyester resin and fibreglass. Grille in stainless steel AISI-316L. Optional hydrostatic valve. Minimum depth of installation: 1.5 m. Maximum recommended flow rate down drain: 103 m³/h (0.5 m/s).

		Code	Standard Pack	Standard weight in kg	Standard volume in m ³
Outlet connection to be glued	Flow rate				
Ø 75 mm	15 m ³ /h	20282N	1	8	0.08
Ø 90 mm	23 m ³ /h	20283N	1	9	0.08
Ø 110 mm	27 m ³ /h	20284N	1	10	0.08

MAIN DRAIN

in polyester and fibreglass - 330 mm x 330 mm



With a gelcoat finish. With optional hydrostatic valve. Maximum recommended flow rate in accordance with standard EN 13451-1.



		Code	Standard Pack	Standard weight in kg	Standard volume in m ³
Grille in stainless steel AISI-316L. Holes < 8 mm					
Outlet connection to be glued	Flow rate				
Ø 75 mm	16 m ³ /h	20282	1	5	0.047
Ø 90 mm	22 m ³ /h	20283	1	5	0.047
Ø 110 mm	33 m ³ /h	20284	1	5	0.047



		Code	Standard Pack	Standard weight in kg	Standard volume in m ³
Grille in ABS plastic with protection against UV rays.					
Outlet connection to be glued	Flow rate				
Ø 75 mm	16 m ³ /h	22359	1	4.5	0.034
Ø 90 mm	22 m ³ /h	22360	1	4.5	0.034
Ø 110 mm	33 m ³ /h	22361	1	4.5	0.034
Ø 125 mm	43 m ³ /h	22362	1	4.5	0.034

Optional standard American size and antivortex in standard American size

NORM MAIN DRAIN

in polyester and fibreglass - 507 mm x 507 mm



Range of drains manufactured in polyester resin and fibreglass. Grille in AISI-316L stainless steel. Optional hydrostatic valve. Minimum depth of installation: 1.5 m. Maximum recommended flow rate down drain: 103 m³/h (0.5 m/s).



		Code	Standard Pack	Standard weight in kg	Standard volume in m ³
Outlet connection to be glued	Flow rate				
Ø 110 mm	42 m ³ /h	20285N	1	16	0.23
Ø 125 mm	51 m ³ /h	20286N	1	17	0.23
Ø 140 mm	66 m ³ /h	20287N	1	18	0.23
Ø 160 mm	95 m ³ /h	20288N	1	19	0.23
Ø 200 mm	103 m ³ /h	20289N	1	20	0.23

Optional standard American size

CONCRETE POOL

MAIN DRAINS

MAIN DRAIN

in polyester and fibreglass - 507 mm x 507 mm



With a gelcoat finish. With optional hydrostatic valve. Maximum recommended flow rate in accordance with standard EN 13451-1.



Code	Standard Pack	Standard weight in kg	Standard volume in m ³
------	---------------	-----------------------	-----------------------------------

**Grille in AISI-316L stainless steel.
Holes < 8 mm**

Outlet connection to be glued Flow rate

Outlet connection to be glued	Flow rate	Code	Standard Pack	Standard weight in kg	Standard volume in m ³
Ø 110 mm	33 m ³ /h	20285	1	11.5	0.132
Ø 125 mm	43 m ³ /h	20286	1	11.5	0.132
Ø 140 mm	54 m ³ /h	20287	1	11.5	0.132
Ø 160 mm	70 m ³ /h	20288	1	11.5	0.132
Ø 200 mm	100 m ³ /h	20289	1	11.5	0.132

Grille in ABS plastic with protection against UV rays.

Outlet connection to be glued Flow rate

Outlet connection to be glued	Flow rate	Code	Standard Pack	Standard weight in kg	Standard volume in m ³
Ø 110 mm	33 m ³ /h	28709	1	11.5	0.132
Ø 125 mm	43 m ³ /h	28710	1	11.5	0.132
Ø 140 mm	54 m ³ /h	28711	1	11.5	0.132
Ø 160 mm	70 m ³ /h	28712	1	11.5	0.132
Ø 200 mm	100 m ³ /h	28713	1	11.5	0.132

CONCRETE POOL

MAIN DRAIN ACCESSORIES

HYDROSTATIC VALVE



To alleviate the pressure that can build up under the pool shell due to groundwater, it is recommended that a hydrostatic valve and a drainage pipe be fitted to the main drain. Hydrostatic valve to be fitted to the 2" bottom outlet on main drains. Made of white ABS, with stainless steel screw and spring. 1½" male thread.

Code	Standard Pack	Standard weight in kg	Standard volume in m ³
------	---------------	-----------------------	-----------------------------------

00277	60	2.63	0.01
-------	----	------	------

DRAINAGE PIPE



Drainage pipe with 1½" BSP thread connection for main drains with code numbers 01466, 27837 and 27839. Made of ABS.

Code	Standard Pack	Standard weight in kg	Standard volume in m ³
------	---------------	-----------------------	-----------------------------------

21581	24	3.54	0.021
-------	----	------	-------

CONCRETE POOL
MAIN DRAIN GRILLES

FLUSH-FIT ANTIVORTEX COVER



Special flush-fit design that enables pool cleaners to go over it without blocking it up. Smooth slopes.

The 415 mm x 415 mm cover (25344) can be fitted to the following main drains:

With stainless steel grille:	With plastic grille:
-20282	-22359
-20283	-22360
-20284	-22361
	-22362

The 570 mm x 570 mm cover (28556) can be fitted to the following main drains:

With stainless steel grille:	With plastic grille:
-20285	-28709
-20286	-28710
-20287	-28711
-20288	-28712

	Code	Standard Pack	Standard weight in kg	Standard volume in m ³
415 mm x 415 mm, Height: 70 mm	25344	1	2.25	0.012
570 mm x 570 mm, Height: 60 mm	28556	1	4.00	0.032

DRAIN GRILLE in stainless steel



Designed for concrete pools. Support frame and grille in polished stainless steel. Supplied with fixing screws. Other sizes can be made to order.

	Code	Standard Pack	Standard weight in kg	Standard volume in m ³
--	------	---------------	--------------------------	--------------------------------------

AISI-304

Size (mm) Max. recommended flow rate

200 x 200	15 m ³ /h (0.5 m/s)	00284	1	1.2	0.01
300 x 300	43 m ³ /h (0.5 m/s)	00285	1	2.2	0.01
400 x 400	83 m ³ /h (0.5 m/s)	00286	1	4.0	0.03
500 x 500	136 m ³ /h (0.5 m/s)	00287	1	4.5	0.04

AISI-316

Size (mm) Max. recommended flow rate

200 x 200	15 m ³ /h (0.5 m/s)	30764	1	1.2	0.01
300 x 300	43 m ³ /h (0.5 m/s)	30765	1	2.2	0.01
400 x 400	83 m ³ /h (0.5 m/s)	30766	1	4.0	0.03
500 x 500	136 m ³ /h (0.5 m/s)	30767	1	4.5	0.04



CONCRETE POOL

ABS INLETS

RETURN INLET/SUCTION NOZZLE

for high flow rates



Return inlet for large flow rates that can also be used as a suction nozzle. Maximum suction flow rate of 30m³/h for a maximum flow rate speed of 4 m/s. Maximum suction flow rate of 5 m³/h for a maximum flow rate speed of 0.5 m/s. PVC body. Connection for Ø 75 or Ø 90mm pipe. Inlets can be installed into bushing 43590. Grille can be adjusted in any direction.



Complies with Standards
EN 10520-1
EN 10753-2

	Code	Standard Pack	Standard weight in kg	Standard volume in m ³
Return inlet/suction nozzle for large flows and concrete pools	41520	16	4.20	0.021

NORM RETURN INLETS

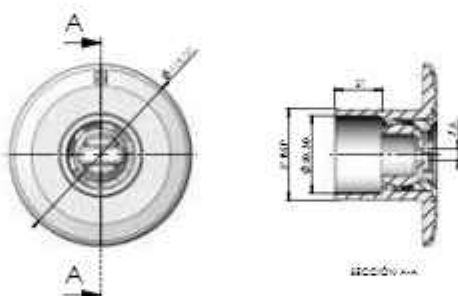


Range of inlets suitable for installation in public and private pools. Manufactured in white ABS with UV treatment.



Complies with Standards
EN 10520-1
EN 10753-2

	Code	Standard Pack	Standard weight in kg	Standard volume in m ³
NORM return inlet for concrete pools	56498	24	4.5	0.020



POOL FLOOR RETURN INLET



All-in-one return inlet and suction nozzle. Adjustable flow rate. Made of ABS plastic and screws in stainless steel. Maximum recommended flow rate compliant with standard EN 13451-1; 12 m³/h.



Complies with Standards
EN 10520-1
EN 10753-2

	Code	Standard Pack	Standard weight in kg	Standard volume in m ³
Outer 2" thread, int. Ø 50 mm				
White	00303	24	5.0	0.020
Beige	00303CL090	24	5.0	0.020
Light Grey	00303CL129	24	5.0	0.020
Anthracite Grey	00303CL144	24	5.0	0.020
To glue onto Ø 63 mm PN 6, inner Ø 50 mm	20140	20	4.4	0.021

CONCRETE POOL

ABS INLETS

3" ADJUSTABLE POOL FLOOR

return inlet



Made of white ABS plastic. Suction. Flow rate adjusted by turning the grille. Suction surface area: 0.015 m². Outer Ø 295 mm wall. Flow rate (0.4 m/s) 20 m³/h. Max. recommended flow rate compliant with standard EN 13451-1: 26 m³/h (0.5 m/s.).

	Code	Standard Pack	Standard weight in kg	Standard volume in m ³
Grille in AISI-304 stainless steel	08317	2	2.65	0.047
Grille in white ABS	11796	2	2.65	0.047

POOL FLOOR RETURN INLET

with swivel joint



Swivel body in PVC. Cover in ABS, Adjuster screw in POM. Maximum flow rate of 10 m³/h. Fits to Ø 75 mm piping and wall conduit with code number 21248.

	Code	Standard Pack	Standard weight in kg	Standard volume in m ³
White	22353	24	4.1	0.022
Beige	22353CL090	24	4.1	0.022
Light Grey	22353CL129	24	4.1	0.022
Anthracite Grey	22353CL144	24	4.1	0.022



Complies with Standards
EN 8520-1
EN 825-2

SUCTION INLET



To be glued to a Ø 63 mm pipe. Body and grille in ABS plastic, screws in stainless steel. Application on wall. Its characteristics make this nozzle particularly suitable for overflow channels. Maximum flow rate: 4.5 m³/h.

	Code	Standard Pack	Standard weight in kg	Standard volume in m ³
	00302	12	3.1	0.016

CONCRETE POOL

STAINLESS STEEL INLETS

ADJUSTABLE POOL FLOOR return inlet



2" external thread. Made of AISI-316L stainless steel. Can be fitted in concrete and prefabricated pools. The water flow can be adjusted by loosening or tightening the central screw. Max. recommended flow rate: complaint with standard EN 13451-3: 14 m³/h.



Complies with Standards
EN 8582-1
EN 8573-2

Code	Standard Pack	Standard weight in kg	Standard volume in m ³
15839	1	0.9	0.002

ADJUSTABLE RETURN INLET



Manufactured in chrome-plated brass. Grille in AISI-316L stainless steel.



Complies with Standards
EN 8582-1
EN 8573-2

	Code	Standard Pack	Standard weight in kg	Standard volume in m ³
Max. flow rate: 21 m ³ /h 2" inner thread	00312	12	7.0	0.013
Max. flow rate: 40 m ³ /h 3" inner thread	00313	6	10.0	0.014

LINER AND PREFABRICATED POOL

MAIN DRAINS

- + All main drains in the range are supplied with UV protection.
- + To prevent the risk of suction, install the main drains according to local regulations.
- + Recommended use: Maximum suction rate of 0.5 m/s.
- + Install at least 2 main drains, each with a suction capacity able to handle the pool's full flow rate.

NORM MAIN DRAIN



Range of main drains suitable for installation in public and private pools. Supplied with flat or antivortex grilles. Manufactured in ABS with UV treatment, fitted with a 2" side outlet and a 1½" bottom outlet connection, bottom outlet covered by semi-die cut tab.



	Code	Standard Pack	Standard weight in kg	Standard volume in m ³
Flat grating with inserts				
White	56380	4	10.60	0.069
Beige	56380CL090	4	10.60	0.069
Light Grey	56380CL129	4	10.60	0.069
Anthracite Grey	56380CL144	4	10.60	0.069
Flat grating without inserts				
White	56381	4	10.60	0.069
Beige	56381CL090	4	10.60	0.069
Light Grey	56381CL129	4	10.60	0.069
Anthracite Grey	56381CL144	4	10.60	0.069
Antivortex grating with inserts				
White	56382	4	10.60	0.069
Beige	56382CL090	4	10.60	0.069
Light Grey	56382CL129	4	10.60	0.069
Anthracite Grey	56382CL144	4	10.60	0.069
Antivortex grating without inserts				
White	56383	4	10.60	0.069
Beige	56383CL090	4	10.60	0.069
Light Grey	56383CL129	4	10.60	0.069
Anthracite Grey	56383CL144	4	10.60	0.069

MAIN DRAINS

NORM MAIN DRAIN IN POLYESTER

and fibreglass - 350 mm x 350 mm



Range of main drains manufactured in polyester resin and fibreglass. Grille in stainless steel. Optional hydrostatic valve. Minimum depth of installation: 1.5 m. Maximum recommended flow rate down drain: 103 m³/h (0.5 m/s).



Caterpillar with Standards EN 15581-1

Optional standard American size and antivortex in standard American size

Code	Standard Pack	Standard weight in kg	Standard volume in m ³
------	---------------	-----------------------	-----------------------------------

Grille in stainless steel

Outlet connection to be glued Flow rate

Ø 75 mm	15 m ³ /h	20074N	1	8	0.08
Ø 90 mm	23 m ³ /h	20075N	1	9	0.08
Ø 110 mm	27 m ³ /h	20290N	1	10	0.08

NORM MAIN DRAIN IN POLYESTER

and fibreglass - 507 mm x 507 mm



Range of main drains manufactured in polyester resin and fibreglass. Grille in stainless steel or plastic. Optional hydrostatic valve. Minimum depth of installation: 1.5 m. Maximum recommended flow rate down drain: 103 m³/h (0.5 m/s).



Optional standard American size and antivortex in standard American size

Code	Standard Pack	Standard weight in kg	Standard volume in m ³
------	---------------	-----------------------	-----------------------------------

Grille in stainless steel

Outlet connection to be glued Flow rate

Ø 110 mm	42 m ³ /h	20076N	1	16	0.23
Ø 125 mm	51 m ³ /h	20077N	1	17	0.23
Ø 140 mm	66 m ³ /h	20078N	1	18	0.23
Ø 160 mm	95 m ³ /h	20079N	1	19	0.23
Ø 200 mm	103 m ³ /h	20291N	1	20	0.23

LINER AND PREFABRICATED POOL

MAIN DRAINS

MAIN DRAIN IN POLYESTER

and fibreglass - 350 mm x 350 mm



Made of fibreglass-reinforced polyester. With a gelcoat finish. Comes with gaskets, flange and screws. Holes < 8 mm. Outlet connection to be glued. With optional hydrostatic valve.

Code	Standard Pack	Standard weight in kg	Standard volume in m ³
------	---------------	-----------------------	-----------------------------------

Grille in stainless steel

Outlet connection to be glued Flow rate

Ø 75 mm	16 m ³ /h	20074	1	6.5	0.047
Ø 90 mm	22 m ³ /h	20075	1	6.5	0.047
Ø 110 mm	33 m ³ /h	20290	1	6.5	0.047

Max. recommended flow rate: 33.5 m³/h (0.5 m/s). Recommended flow rate: 20 m³/h (0.3 m/s).

Grille in ABS plastic with protection against UV rays

Outlet connection to be glued Flow rate

Ø 75 mm	18 m ³ /h	22416	1	6.5	0.047
Ø 90 mm	27 m ³ /h	22417	1	6.5	0.047
Ø 110 mm	42 m ³ /h	22418	1	6.5	0.047
Ø 125 mm	45 m ³ /h	22419	1	6.5	0.047

Max. recommended flow rate: 45 m³/h (0.5 m/s). Recommended flow rate: 27 m³/h (0.3 m/s).



Complies with Standards EN ISO-1

Optional:

Standard American sizes

MAIN DRAIN IN POLYESTER

and fibreglass - 507 mm x 507 mm



With a gelcoat finish. Grille in AISI-316L stainless steel. Comes with gaskets, flanges and screws.

Holes < 8 mm. Outlet connection to be glued. Recommended flow rate: 62 m³/h (0.3 m/s). Max. recommended flow rate: 103 m³/h (0.5 m/s). With optional hydrostatic valve.

Code	Standard Pack	Standard weight in kg	Standard volume in m ³
------	---------------	-----------------------	-----------------------------------

Grille in stainless steel

Outlet connection to be glued Flow rate

Ø 110 mm	42 m ³ /h	20076	1	1.4	0.132
Ø 125 mm	51 m ³ /h	20077	1	1.4	0.132
Ø 140 mm	66 m ³ /h	20078	1	1.4	0.132
Ø 160 mm	95 m ³ /h	20079	1	1.4	0.132
Ø 200 mm	103 m ³ /h	20291	1	1.4	0.132

Grille in ABS plastic with protection against UV rays

Outlet connection to be glued Flow rate

Ø 110 mm	42 m ³ /h	28722	1	1.4	0.132
Ø 125 mm	51 m ³ /h	28723	1	1.4	0.132
Ø 140 mm	66 m ³ /h	28724	1	1.4	0.132
Ø 160 mm	95 m ³ /h	28725	1	1.4	0.132
Ø 200 mm	103 m ³ /h	28726	1	1.4	0.132

LINER AND PREFABRICATED POOL

MAIN DRAIN ACCESSORIES

HYDROSTATIC VALVE



To alleviate the pressure that can build up under the pool shell due to groundwater, it is recommended that a hydrostatic valve and a drainage pipe be fitted to the main drain. Hydrostatic valve to be fitted to the Z' bottom outlet on main drains. Made of white ABS, with stainless steel screw and spring, 1½" male thread.



Code	Standard Pack	Standard weight in kg	Standard volume in m³
00277	50	2.63	0.01

DRAINAGE PIPE



Drainage pipe with 1½" BSP thread connection for main drains with code numbers 00270, 07880, 27838, 26197 and 27125. Made of ABS.



Code	Standard Pack	Standard weight in kg	Standard volume in m³
21581	24	3.54	0.021

LINER AND PREFABRICATED POOL

MAIN DRAIN GRILLES

FLUSH-FIT ANTIVORTEX COVER



Special flush-fit design that enables pool cleaners to go over it without blocking it up.

The 415 mm x 415 mm cover (25344) can be fitted to the following main drains:



With stainless steel grille: **With plastic grille:**

-20074	-22416
-20075	-22417
-20290	-22418
	-22419

The 570 mm x 570 mm cover (28556) can be fitted to the following main drains:



With stainless steel grille: **With plastic grille:**

-20076	-28722
-20077	-28723
-20078	-28724
-20079	-28725



	Code	Standard Pack	Standard weight in kg	Standard volume in m³
415 mm x 415 mm, Height: 70 mm	25344	1	2.25	0.012
570 mm x 570 mm, Height: 60 mm	28556	1	3.90	0.015

LINER AND PREFABRICATED POOL

ABS INLETS

NORM RETURN INLETS



Range of inlets suitable for installation in public and private pools. Manufactured in ABS with UV treatment.



	Code	Standard Pack	Standard weight in kg	Standard volume in m ³
For prefabricated/liner pools				
White	56499	12	4.5	0.020
Beige	56499CL090	12	4.5	0.020
Light Grey	56499CL129	12	4.5	0.020
Anthracite Grey	56499CL144	12	4.5	0.020
For prefabricated pools				
White	56500	24	4.5	0.020
Beige	56500CL090	24	4.5	0.020
Light Grey	56500CL129	24	4.5	0.020
Anthracite Grey	56500CL144	24	4.5	0.020

POOL FLOOR RETURN INLET

for prefabricated pools



Return nozzle. Comes with gaskets, flanges and screws. Adjustable flow rate. Max. flow rate: 12 m³/h.



	Code	Standard Pack	Standard weight in kg	Standard volume in m ³
2" outer thread and internal Ø 50 mm				
White	00340	12	5.4	0.020
Beige	00340CL090	12	5.4	0.020
Light Grey	00340CL129	12	5.4	0.020
Anthracite Grey	00340CL144	12	5.4	0.020
To be glued Ø 63 mm PN 6 outer wall, Ø 50 mm inner				
White	20139	12	5.4	0.021

BCN03 POOL FLOOR RETURN INLET



Adjustable pool floor return inlet for liner pools. Designed to be glued to the inside of PN6 and PN10 piping. Made of white ABS, with self-tapping screws or with metal inserts. Plastic or stainless steel flange, depending on the model. Maximum flow rate: 9.5 m³/h.



	Code	Standard Pack	Standard weight in kg	Standard volume in m ³
PN6 self-tapping plastic flange	28230	12	3.25	0.031
With PN6 plastic flange inserts	28231	12	3.55	0.031
PN10 self-tapping stainless steel flange	28501	12	4.24	0.031
With PN10 stainless steel inserts	28502	12	4.54	0.031



Complies with Standards
EN 858-1
EN 858-2

ABS INLETS

BCN03 ADJUSTABLE POOL FLOOR

return inlet



Pool floor return inlet for liner pools. Thanks to the adjustable feature, its installation in the pool floor is made extremely easy as it can be fitted after the concrete has been laid with wall conduit 43590.



	Code	Standard Pack	Standard weight in kg	Standard volume in m ³
With plastic flange inserts	43586	12	2.04	0.033
Plastic self-tapping flange	43587	12	2.04	0.033
With stainless steel flange inserts	43588	12	2.04	0.033
Self-tapping stainless steel flange	43589	12	2.04	0.033

3" ADJUSTABLE POOL FLOOR return inlet



Made of white ABS. Suction. Comes with gaskets, flanges and screws. Flow rate adjusted by turning the grille. Suction surface area: 0.015 m². Flow rate at 0.4 m/s: 20 m³/h. Max. recommended flow rate: 26 m³/h. (0.5 m/s).



	Code	Standard Pack	Standard weight in kg	Standard volume in m ³
Grille in AISI-304 stainless steel	08316	2	2.65	0.047
Grille in white ABS	11795	2	2.65	0.047

DOUBLE GASKET KIT



Kit made up of a double gasket and the screws necessary for the installation of nozzles in panel pools. Made of TPE, the kit enables the installation of various accessories in pool shells and protects the panelling from coming into contact with water. Easy to install. Prevents corrosion of the panelling in the area that has been die cut.



	Code	Standard Pack	Standard weight in kg	Standard volume in m ³
Inserts for nozzles	43455-0500	80	-	0.035

RETURN INLET/SUCTION NOZZLE

for high flow rates



Return inlet for large flow rates that can also be used as a suction nozzle. Maximum suction flow rate of 30m³/h for a maximum flow rate speed of 4 m/s. Maximum suction flow rate of 5 m³/h for a maximum flow rate speed of 0.5 m/s. PVC body. Connection for Ø 75 or Ø 90 mm pipe. Inlets can be installed into bushing 43590. Grille can be adjusted in any direction.



	Code	Standard Pack	Standard weight in kg	Standard volume in m ³
Panel pools	41518	10	5.50	0.021
Prefabricated pools	41521	12	4.20	0.021

LINER AND PREFABRICATED POOL

ABS INLETS



SUCTION NOZZLE FOR OVERFLOW

pools with liner



PVC body. Maximum flow rate of 7 m³/h for a maximum flow rate velocity of 0.5 m/s. Connection for Ø 75 or Ø 90 piping. Nozzle with double gasket. Thanks to the design of the flange, the nozzle is able to take in all of the water in the overflow channel.

Code	Standard Pack	Standard weight in kg	Standard volume in m ³
41519	12	4.83	0.021

POOL SHELL EQUIPMENT

LINER AND PREFABRICATED POOL

STAINLESS STEEL INLETS



ADJUSTABLE POOL FLOOR

return inlet



2" external thread. Made of AISI-316L stainless steel. Can be fitted in concrete and prefabricated pools. The water flow can be adjusted by loosening or tightening the central screw. Max. recommended flow rate complaint with standard EN 13451-3: 14 m³/h.

Code	Standard Pack	Standard weight in kg	Standard volume in m ³
15839	1	0.9	0.002



Complies with Standards
EN 1522-1
EN 1522-2



POOLS

BUILDING SOLUTIONS

98 EPS & INOX POOL

98 Modular prefabricated pools

101 Inoxpool

104 SKYPOOL COMMERCIAL POOLS

104 SkyPool

115 BLUESPRING

115 Bluespring

117 CLASSIC CUSTOM AND PROFESSIONAL


117 Classic custom and Professional

MODULAR PREFABRICATED POOLS



Freestanding modules for pools and spas, with a reinforced, waterproof composite, ready for the final coating.

Prefabricated modules with all accessories and wall conduits to ensure watertightness in the event of vibrations and water hammer.



The thermal expansion coefficient of our prefabricated modules is far superior to that of concrete, as a result of which they do not crack over time because structural movement due to expansion and contraction are absorbed. Ideal for refurbishments, roof tops, basements, etc. Their modular design makes them extremely easy to transport and work freely on the building site.

Exclusive designs without any restrictions, thanks to our computer-controlled systems that enable our clients to come up with their own designs without the need for casts, thus avoiding manual errors.

The prefabricated component parts make it possible to build and refurbish pools to the designers exact specifications, as well as enabling a pool to have exactly the same finish as a traditional one.

-  Installation on complex sites
-  Modular and freestanding
-  Energy savings
-  Resistant to water load
Lightweight framework
-  Prefabricated system

EPS & INOX POOL

MODULAR PREFABRICATED POOLS



BUILDING SOLUTIONS

The top finish can be directly applied to the insulation material, which protects it from potential condensation between gaps that give rise to the proliferation of micro-organisms that are a health hazard for humans. Hardly any power loss ($\lambda = 0.033 \text{ W/mK}$) in comparison with concrete ($\lambda = 2.30 \text{ W/mK}$), which means it pays for itself in a very short space of time.



To ask for a quote, contact your area sales rep.

COMPARATIVE POWER CONSUMPTION TABLE

86% savings

CONCRETE 2.3 W/mK

0.033 W/mK

Energy conductivity figures as shown in the Spanish Technical Building Code (CTE).

LIGHTWEIGHT FRAMEWORK

2320 kg lighter per m³

CONCRETE 2,400 kg/m³

80 kg/m³

COMPARATIVE WATER VOLUME TABLE

920 kg lighter per m³

WATER 1,000 kg/m³

80 kg/m³

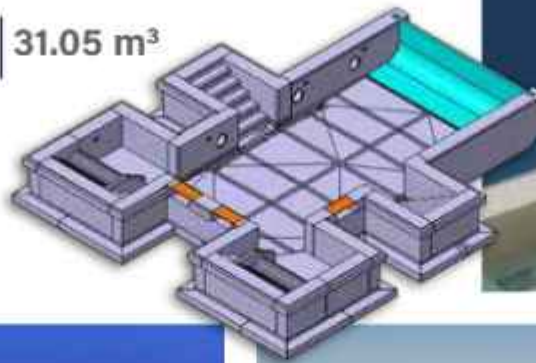
Volume of compact bench 0.27 m³

MODULAR PREFABRICATED POOLS - One-off projects



IBEROSTAR BAHIA PALMA POOL

74,520 kg concrete | **31.05 m³**
2,484 kg prefabricated modules



CALDEA KIDS POOL

85,104 kg concrete | **35.46 m³**
2,837 kg prefabricated modules



INOXPOOL



- + Constructed in one piece of AISI-316L satin stainless steel. Thickness of 2 mm. With overflow channel. Non-slip floor. Hydraulic pre-installation included. Ready to connect. Easy installation, without building work.
- + Total security and quality. In order to satisfy all your needs we have designed these models of stainless steel pools for those looking for an elegant and sober lifestyle. The quality of their materials and finishes set them apart. They are a gift for the senses!
- + 2 Different models:

COMFORT



SPORT



INOXPOOL - Models



MODEL COMPARISON

	5x3x1.2 m	7x3x1.2 m		9x3x1.2 m		12x3x1.2 m	
MODELS	Sport	Comfort	Sport	Comfort	Sport	Comfort	Sport
Code	71503	71509	71510	71516	71517	71523	71524

General specifications

Internal dimensions (m)	5x2.85x1.2	7x2.85x1.2		8.84x2.85x1.2		11.84x2.85x1.2	
External dimensions (m)	5.7x3.6x1.3	7.7x3.6x1.3		9.6x3.6x1.3		12.6x3.6x1.3	
Water capacity (m ³)	18	24		31		41	
Empty weight / Full weight (kg)	2300 / 20300	3300 / 27300	2550 / 26550	3700 / 34700	3050 / 34050	4500 / 45500	3850 / 44850

Characteristics

Skimmers	-	-	-	-	-	-	-
Overflow suction	2	2	2	3	3	4	4
Return inlet	3	4	3	5	4	6	5
Bottom cleaner nozzle	1	1	1	1	1	2	2
Main drains	2	2	2	2	2	2	2
Projectors	2	2	2	2	2	3	3

Accessories

Ladder (3 steps)	-	-	-	-	-	-	-
Steps	-	-	-	-	-	-	-
Hydromassage bench	-	-	-	-	-	-	-
Hydromassage cascade	-	-	-	-	-	-	-
Hydromassage water jet	-	-	-	-	-	-	-
Hydromassage beds	-	-	-	-	-	-	-
Countercurrent	-	-	-	-	-	-	-
Cover	-	-	-	-	-	-	-

Recommended equipment

Hydraulic button and timer	-	45218 + 35761	-	45218 + 35761	-	45218 + 35761	-
Blower pump for hydro beds	-	31091	-	31091	-	31091	-
Blower pump for hydro bank	-	35388	-	35388	-	35388	-

EPS & INOX POOL

INOXPOOL - Installation



PREPARATION OF THE GROUND



The base the spa or pool must be prepared.

TRANSFER TO LOCATION



Manufactured in one piece, your transfer must be made by an authorized mode of transport.



The transfer must be made in a reinforced trailer or truck so that it arrives at its destination in perfect condition.

TRANSFER BY CRANE



Facilities must have easy access (outside) to be able to install the crane that will help to unload the Spa or Pool and put it in place.

UNLOADING THE POOL



The installation must be checked and secured so that everything is in perfect order.

LEVELING AND ADJUSTMENTS



Assembling the connections and putting it into operation is the last step before you can enjoy a relaxing and dreamed of space of well-being.

Ask for your new **Spa & Pool INOX SOLUTION** catalogue by AstralPool

SPA & POOL INOX SOLUTION



BUILDING SOLUTIONS

SKYPOOL



PANEL POOLS, THE VERY LATEST TECHNOLOGY THAT ENSURES PRECISION AND ACCURACY

The easiest, quickest and surest way of building any required residential and commercial pool. SkyPool is AstralPool's range of prefabricated panel pools that can be adapted to fit existing infrastructures or new ones.



The use of these totally prefabricated panels that are easy to fasten and assemble together means that an in-ground or above-ground pool can be built in record time.

The steel panels undergo hot-dip galvanization in a bath of zinc, which gives them excellent protection against rusting so that they last longer and their safety is guaranteed throughout their service life.

SKYPOOL - Experts in end-to-end solutions

Thanks to SkyPool, AstralPool is the undisputed world leader in prefabricated pools made of galvanized steel panels. Our flexibility and drive, in addition to the way we adapt to the needs and regulations of each market have led us to build pools in more than 60 countries, which has made us one of the companies with the greatest international outreach in the sector.

Award-winning competition pools.

As leaders in this sector, we have longstanding experience in the development of solutions for the world of competition. We make pools of any size including the required by World Aquatics standards and regulations.

End-to-end solutions.

AstralPool has a multidisciplinary team able to give you support in the development of your project from beginning to end, as well as the degree of experience and know-how expected of a world leader:

- Project analysis.
- Preliminary design study and quote.
- Advice and water treatment.
- Manufacture.
- Worksite management.
- Installation of complete solutions.



World Aquatics

SKYPOOL COMMERCIAL POOLS

SKYPOOL - The best choice for many reasons

**Quick**

The use of completed prefabricated components together with the easy assembly system considerably reduces the time required to build a pool.

**Versatile**

This system can be used for any design, whatever a pool's shape.

**Long-lasting**

New design and manufacturing systems are used to obtain maximum quality, functionality and durability of all pool components. The metal structure has a 20-year warranty.

**Lightweight**

Choose a place and we'll build a pool there! The advantage of the lightweight structure that is easily adaptable is that pools can be built even in awkward conditions. Small spaces, rooftops, stadiums, etc.

**Inexpensive**

As no complex infrastructure has to be built, a high performance pool can be obtained at a lower cost.

**Reliable**

The use of the very best components, together with a totally safe construction system, delivers the reliability required in this type of facility.

**Sustainable**

All components can be recycled, are non-contaminating and are manufactured using processes with a low environmental impact.

SKYPOOL - Advantages

**1. Technology.**

Thanks to the technology used in the construction of SkyPool panels, they are fully compliant with World Aquatics regulations. There is an extremely easy and efficient system for adjusting the level and angles of a pool. The access through the system's manholes enables all adjustment to be made.

2. Watertight. No leaks.

There are no cracks. The perfect fit of the assembled SkyPool panels covered by the liner ensure the pool shell is completely watertight. Furthermore, the system has been designed to withstand land movements and subsidence, in addition to the pressure exerted when a pool is emptied or filled.

3. High resistance finishes.

The PVC-P reinforced liner used by SkyPool is watertight, which gives these pools a high level of safety, protection, robustness and durability. Furthermore, it is resistant to chlorinated water and aging caused by external agents. The liner ensures elasticity and is available with a wide range of optional features (colours, etc.).

4. Quicker installation time.

It can take as much as two months off the time to manufacture and install an Olympic SkyPool (50 x 25 x 2 m) in comparison with a concrete pool. This considerably reduces indirect and opportunity costs.

5. Low maintenance.

As there is access to the pool perimeter, any problems are more quickly located, so repair and maintenance work is easier and costs less.

6. Earthquakes resistant.

Build earthquake-resistant pools. The team of SkyPool engineers calculates and adapts the system according to the seismic regulations of each country. Under request.



World Aquatics

SKYPOOL - The best performance

**Technology**

Thanks to the technology used in the construction of SkyPool panel pools, their precision and accuracy comply with World Aquatics regulations.

We have leveling and dimensional tolerance adjustment systems, in addition to materials resistant to subsidence and expansion.

A SkyPool is the result of experience and the use of cutting-edge technologies for the design, manufacture and installation of our pools.

Readily accessible pools that are easy to run

A typical pool installation can be checked from a technical gallery that provides access to the back of the panels for inspection, maintenance and repair work. This means that pools do not have to be emptied for such work, so they are easy and profitable to be run as a business concern.

Engineering calculations

The structural calculations for SkyPool panels are made to ensure the resistance of our installations and compliance with European and local standards. We make specific seismic calculations in order to comply with the most rigorous standards and to ensure resistance to potential earthquakes.



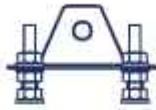
SKYPOOL COMMERCIAL POOLS

SKYPOOL - The best performance



BUILDING SOLUTIONS

STANDS:
System of stands that provide better stability on the ground.



TENSIONER:
The tensioners are adjustable and enable a pool to be assembled down to the last millimeter.



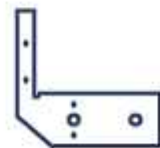
OVERFLOW CHANNEL:
Totally modular. Can be made to be used with different grill and tile sizes.



LEVELING:
With a chemical anchoring fixture (30 mm)



REINFORCED BRACKETS:
The brackets deliver greater resistance and stability in the overflow channel and panel area.



SKYPOOL - Specific panel types



STEP PANELS

Panels with built-in ladders that comply with World Aquatics standard. Supplied with split ladder, fastenings and asymmetric handrails to make it easy for swimmers to get in and out of a pool.



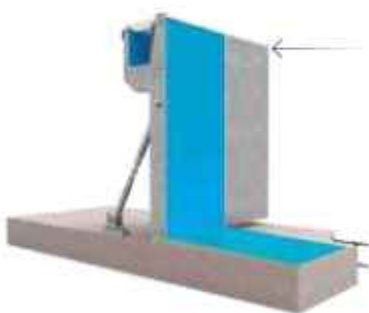
SWIMMER FOOHOLD PANEL

Built-in foothold at a depth of 1.2 m for swimmers to rest.



GLASS SIGHT PANEL

Glass windows so that trainers and physiotherapists at high performance and rehabilitation centers are able to observe swimmers underwater.




WITHOUT CERAMICS PANEL

Specially designed panel which does not need the front edge ceramic tile.



INCLINED PANEL

Inclined panels can be supplied to the specifications of an architectural project.



CURVED PANEL

Round and semicircular panels. Ideal for wellness centers and leisure areas.

SKYPOOL - Panel models

**BARCELONA PANEL**

Freestanding galvanized steel panel suitable for pools of up to 2.2 m. Fastenings are only required at the bottom.

The Barcelona panel was designed for the first time for the 2003 World Swimming Championships in Barcelona. The pool was installed inside the Sant Jordi palace, on the basketball court without damaging the ground.

Its self-supporting system allows it to be anchored to a concrete slab without the need to fasten a pool's outer decking to the slab. This design makes possible the differential absorption of the subsidence of the slab at the base of a pool. The panels can be supplied in hot-dip galvanized steel and stainless steel.

**CAR PANEL**

Freestanding galvanized steel panel suitable for pools of up to 5 m. Fastenings are required at the top and on the bottom.

The range of prefabricated panels CAR (High Performance Center) for the training of elite athletes, are specifically designed for large pool heights with the aim of meeting all standards for Olympic, semi-Olympic, Paralympic, world swimming championships and water sports, such as water polo, jumping and synchronized swimming.

They are designed with a strong metal lattice framework anchored both to the concrete slab and to the formwork of a pool's decking.

**MELBOURNE PANEL**

Freestanding galvanized steel panel suitable for pools of up to 3.5 m with structure to install the surround of the pool.

The prefabricated Melbourne panels were designed for the 2007 Swimming World Championship in Melbourne. The main characteristic of these panels is their heights that vary between 2.5 to 3.5m. The self-supporting framework is anchored to the base slab and has a structure for building the outer decking. Ideal for building Olympic and synchronized swimming pools.

Temporary events: This type of panel is suitable for use in temporary events. The design of these pools makes it perfectly feasible to add bleachers in a stadium and they have an outer decking.

**RENOVATION PANEL**

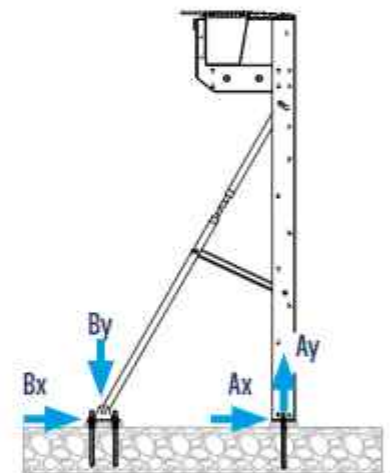
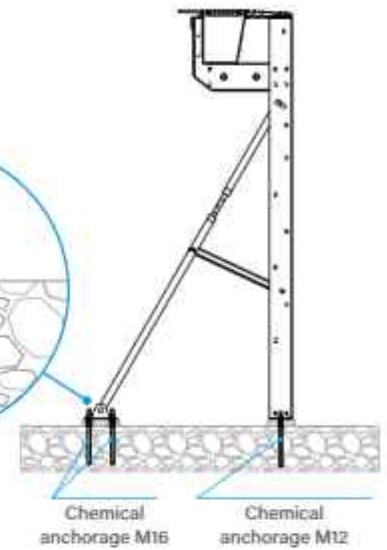
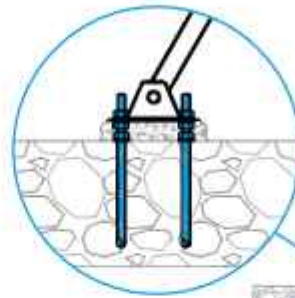
Renovation panels are the ideal solution for any old pools that have to be renovated to adapt to current standards and to give them a new lease of life.

Quick and easy to fit without the need to demolish the whole of a pool. Using galvanized steel renovation panels, only the pool's coping has to be demolished and a new overflow channel installed. Ceramic and non-ceramic finishes are available, and they have built-in drainage outlets. The most inexpensive solution to give your pool a new lease of life.

BARCELONA - Panel model



SkyPool galvanized steel self-supporting panels suitable for pools of up to 2.2 m.



STRAIN ON THE SLAB

GENERAL SPECIFICATIONS

Panel	Height (m)	0.8	1.0	1.2	1.4	1.5	1.6	1.8	2.0	2.2	
	Width (m)	1.0 m standard size (special sizes available on request)									
Panel weight	(Kg)	56	62	70	76	80	87	96	104	113	
Tensioner		M16				M20			M24		
Panel anchors	Chemical type						M12				
Reinforcement anchors	Chemical type					M12			M16		
Panel fastening screws	(B.8)						M10				

*LOADS

On panel	A	Ax (kN)	-1.79	-2.56	-3.01	-4.59	-5.52	-6.44	-8.47	-10.73	-12.99
		Ay (kN)	-4.54	-5.72	-8.58	-10.18	-11.14	-12.1	-14.23	-16.6	-18.97
On tensioner	B	Bx (kN)	-3.54	-4.67	-5.02	-5.98	-6.55	-7.11	-8.42	-9.88	-11.34
		By (kN)	4.07	5.25	8.7	10.34	11.32	12.29	14.46	16.86	19.26

FINISHES AND MATERIALS

Panel materials	S235JR steel according to standard UNE EN 10025
Panel finish	Hot-dip galvanized steel according to standard UNE-EN-ISO 1461:2009
Waterproofing	Reinforced ALKORPLAN-2000 liner
Ceramic finish	ERGO 216 non-slip + 035 non-slip

* Considered water level hydrostatic load and variable loads according to standard UNE-EN-ISO 13451-1 on pool equipment

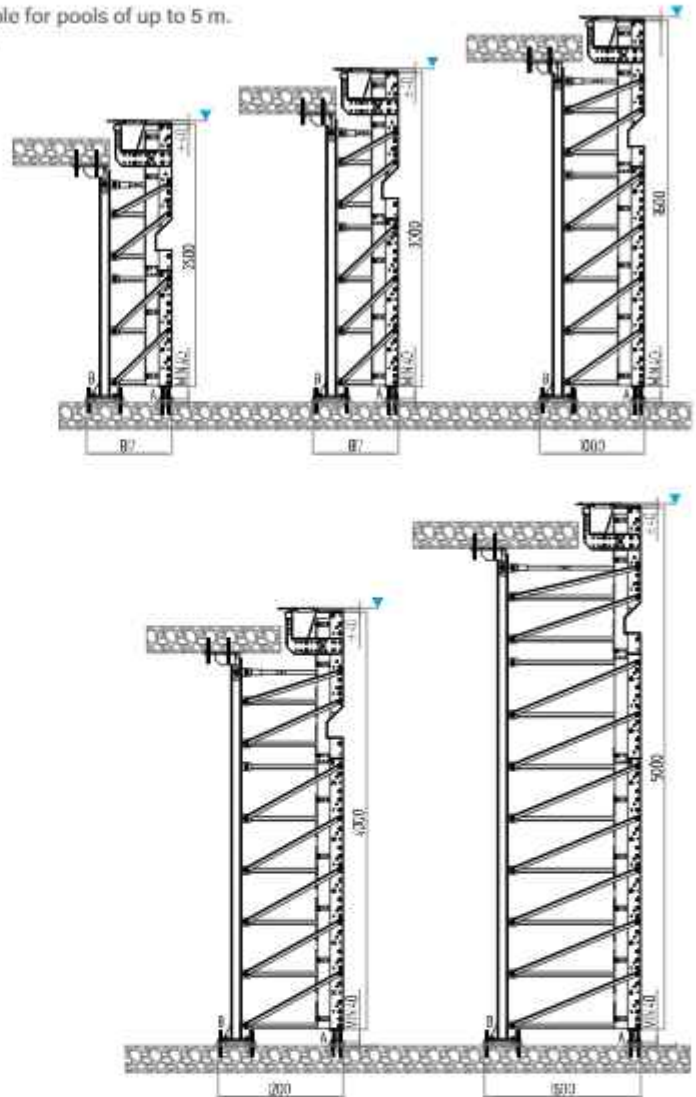
SKYPOOL COMMERCIAL POOLS



CAR - Panel model



Self-supporting galvanized SkyPool steel panel suitable for pools of up to 5 m. Fastenings are required at the top and on the bottom.



BUILDING SOLUTIONS

GENERAL SPECIFICATIONS

Panel	Height (m)	2.5	3.0	3.5	4.0	5.0
	Width (m)	1.0 m standard size (special sizes available on request)				
Panel weight	(Kg)	245	290	340	395	500
Panel anchors	Chemical type	M12		M16		
Reinforcement anchors	Chemical type	M16			M20	
Panel fastening screws	(B,Ø)	M12				

*LOADS

On panel	A	Ax (kN)	Ay (kN)	Ask for details
On tensioner	B	Bx (kN)	By (kN)	

FINISHES AND MATERIALS

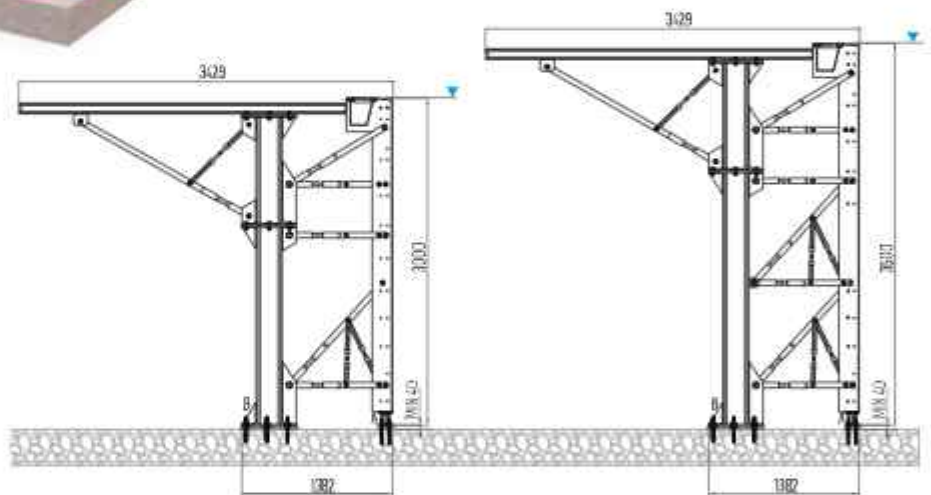
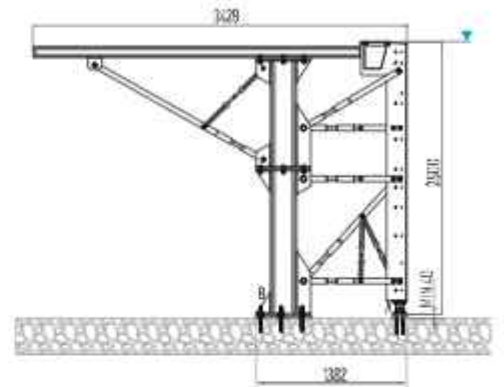

Panel materials	S235JR steel according to standard UNE EN 10025
Panel finish	Hot-dip galvanized steel according to standard UNE-EN-ISO 1461: 2009
Waterproofing	Reinforced ALKORPLAN-2000 liner
Ceramic finish	ENGO 216 non-slip + 035 non-slip

* Considered water level hydrostatic load and variable loads according to standard UNE-EN-ISO 13451-1 on pool equipment

MELBOURNE - Panel model



Galvanized SkyPool steel panel suitable for pools of up to 3.5 m with structure to install the pool decking.



GENERAL SPECIFICATIONS

Panel	Height (m)	2.5	3.0	3.5
	Width (m)	1.0 m standard size (special sizes available on request)		
Panel weight	(Kg)	1255	1370	1545
Panel anchors	Chemical type	M12		M16
Reinforcement anchors	Chemical type	M16		M20
Panel fastening screws	(8.8)	M12		

*LOADS

On panel	A	Ax (kN)	Ask for details
		Ay (kN)	
On tensioner	B	Bx (kN)	
		By (kN)	

FINISHES AND MATERIALS

Panel materials	S235JR steel according to standard UNE EN 10025
Panel finish	Hot-dip galvanized steel according to standard UNE-EN-ISO 1461: 2009
Waterproofing	Reinforced ALKORPLAN-2000 liner
Ceramic finish	ERGO 216 non-slip + 035 non-slip

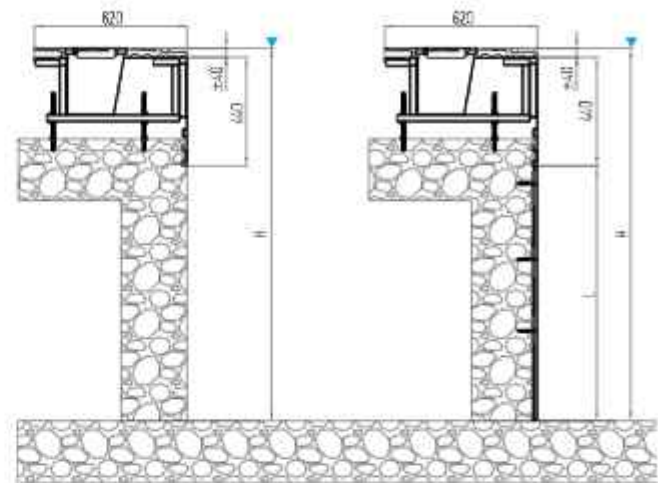
* Considered water level hydrostatic load and variable loads according to standard UNE-EN-ISO 13461-1 on pool equipment

SKYPOOL COMMERCIAL POOLS

RENOVATION - Panel model

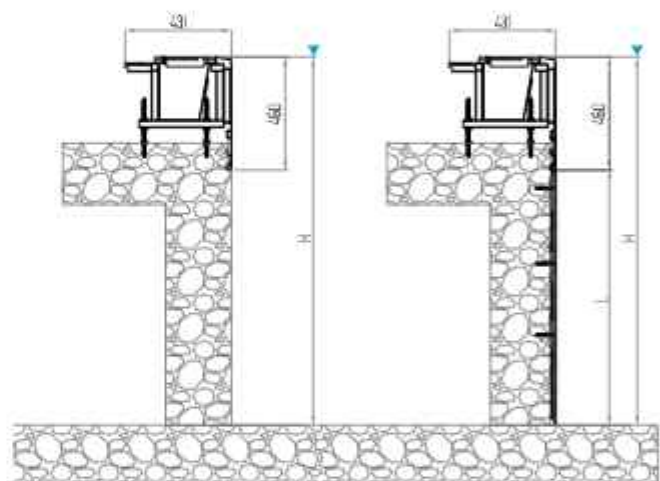


Galvanized steel SkyPool panel suitable for renovating any existing pool.



Ceramic overflow channel

Ceramic overflow channel & wall



Non-ceramic overflow channel

Non-ceramic overflow channel & wall


GENERAL SPECIFICATIONS

	Type	CERAMIC		NON-CERAMIC	
		Overflow channel	Overflow channel & wall	Overflow channel	Overflow channel & wall
Panel	Depth H (m)	0.44	1.2	0.44	1.2
	Depth L (m)	-	-	-	-
	Width (m)	1.0 m standard size (special sizes available on request)			
Panel weight	(Kg)	36	55	32	51
Panel anchors	Chemical type	M12			
Panel fastening screws	(8.8)	M6			
FINISHES AND MATERIALS					
Panel materials	S235JR steel according to standard UNE-EN 10025				
Panel finish	Hot-dip galvanized steel according to standard UNE-EN-ISO 1461: 2009				
Waterproofing	Reinforced ALKORPLAN-2000 liner				
Ceramic finish	ERGO 216 non-slip + 035 non-slip		Does not apply		

WATERPROOFING OF THE POOL using a reinforced PVC-P liner



The liner made of 150/100 reinforced PVC-P (plasticized polyvinyl chloride) is the most commonly used system for covering liner pools as it is extremely flexible, resistant to tearing, easy to weld, resistant to bleaching from UV rays and because it comes in a wide range of colors.



Roll-2000-White

Roll-2000-Adriatic Blue



Roll-2000-Light grey

Roll-3000-Persia Blue

COPING FINISHES



Porcelain stoneware enhances a pool's design and embellishes its finishing.



SkyPool warranty

All our pools are certified and under warranty for 25 years. Their materials comply with EU standards.

Our quality management system is certified (S/UNE-EN ISO 9001: 2015).

BLUESPRING

PISCINE
LAGHETTO

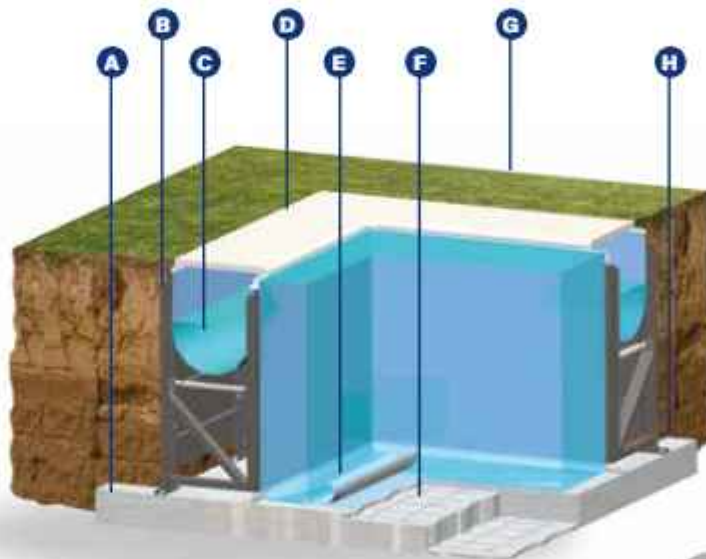
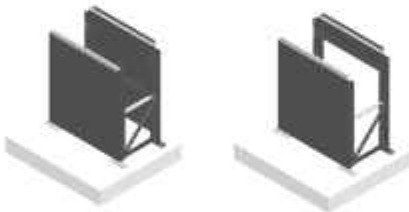
When the sides of the overflow blend with the sky and with the surrounding atmosphere, the fulfillment of the perfect pool is realized, the time when the pool disappears and binds to the infinite lines.

Bluespring is designed to give space to the architectural interventions to harness the magic of the different types of overflow available. The structure has been designed to maintain the integrity of the performances over the years, getting its point of excellence in the reliability using. The best technology at the service of demanding customers who believe in the beauty of their own water space.

- A Reinforced concrete slab
- B Steel structure
- C Compensation channel
- D Perimetric flooring
- E Reinforced membrane
- F Concrete reinforcement
- G Terrapieno
- H Fasteners



PISCINE LAGHETTO
20 ANNI DI GARANZIA
PISCINE LAGHETTO
ACCESSORI LAGHETTO 2 ANNI



ZMSV-TEC

The Bluespring structure technology is made of galvanized and passivated steel with low-carbon Z275 coverage, treated with the exclusive protective Laghetto ZMSV-TEC coating.

All the ground supports, the threaded rods anchors, the moving parts and the nuts and bolts are made of stainless steel.

The Bluespring ZMSV-TEC structure provides a full height ground retaining panel if used as a classical inground pool, or is equipped with a shortened panel in case it is mounted in above ground situations.

Bluespring offers two standard heights for the pool panel: **130 and 152 centimeters**.

Higher or variable water depth can be obtained directly by varying the design of the bottom slab.

BLUESPRING - Compensation system

PISCINE
LAGHETTO

With Bluespring balance tank is not necessary, thanks to the use of big and capacious overflow duct, which allows to avoid the construction of the external compensation tank, with consequent and evident of space and cost savings.



BLUESPRING

**High-tech, endless beauty**

When the sides of the overflow blend with the sky and with the surrounding atmosphere, the fulfillment of the perfect pool is realized, the time when the pool disappears and binds to the infinite lines.

Elegant and exclusive, Bluespring is the infinity pool suitable for every need: do sport comfortably at home, relax after work or enjoy time with the family, in the privacy of your own home.

The perimeter overflow is the best filtration system for floating impurities: the water overflows from the edge into the channel under the perimeter paving and enters the filtration system.

With the overflow channel, therefore, you will no longer need the external, underground, bulky and expensive compensation tank. Reduced construction times and low impact building works guarantee an immediately usable space; the self-supporting structure remains intact over the years and allows easy and quick maintenance and control.

The best technology at the service of demanding customers who believe in the beauty of their own water space.



CLASSIC CUSTOM AND PROFESSIONAL

PISCINE
LAGHETTO

- **MODEL:** Custom Professional
- **FAMILY:** Pool Design
- **INSTALLATION:** Above-ground for events
- **PRODUCT TYPE:** Pool with with hydrostatic structure
- **STRUCTURE:** Hot dip galvanized steel with powder coated parts.
- **POOL LINER:** Made of polyester with highly waterproof PVC coating
- **LINER COLOR:** Laghetto Blue
- **INSTALLATION:** UNI standards, for temporary use also
- **EQUIPMENT:** Tank (structure and liner), foot blocks. Filtration, skimmers and piping depending on customer project
- **OPTIONS:** Wintercovering, summercovering
- **SIZES:** Available heights: 60/100/120 cm (water heights)
- **WARRANTY:** 5 Years (structure and liner) - 2 Years (other parts and accessories)


<https://www.piscinelaghetto.com/en/product/home-design-en/custom-professional>



CLASSIC CUSTOM AND PROFESSIONAL







POOLS

FILTRATION

122 LAMINATED FILTERS

- 122 Artic & Artic Plus filters
- 124 Delta filters
- 126 Norma filters
- 128 Begur filters
- 130 Blanes filters
- 132 Vesubio filters
- 134 Europe 1.0 filters
- 136 Europe 1.2 filters

138 BOBBIN WOUND FILTERS

- 138 Praga filters
- 140 Vic filters
- 142 Oslo filters
- 144 Olot filters
- 146 Rodas 1050 - 1200 filters
- 148 Rodas 1400 - 1600 - 1800 filters
- 150 Rodas 2000 - 2350 filters
- 152 Rodas 2500 filters
- 154 Berlin filters

156 COMMERCIAL POOL FILTRATION

- 156 Coding
- 156 Head loss curve

157 FILTER MEDIA

- 157 Vertical Filter Media
- 159 Horizontal Filter Media

160 VALVES MANIFOLD

- 160 Valves manifold
- 161 Valves manifold Codification

162 REGENERATIVE MEDIA FILTERS

- 162 FMR Regenerative media filters
- 162 Manual kit bypass
- 163 Automatic kit bypass
- 163 Automatic Pro kit bypass
- 164 Basic FMR control panel
- 164 Pro FMR control panel
- 165 Pro VFD FMR control panel
- 166 Automatic purge kit
- 166 Balance tank control kit
- 166 Regenerative media perlite

LAMINATED FILTERS



ARTIC & ARTIC PLUS FILTERS



- According EN 16713-1.
- Filters are made of polyester resin and fibreglass.
- Equipped with pressure gauge, and water purge valves.
- Maximum temperature 50°C.



Bed depth 1 m or 1.2 m

Maximum pressure:
2.5 kg/cm².



Complies with Standard
EN 16713-1

BED DEPTH 1 M. / DEPTH 1.2 M.

Ø Internal diameter	Filtration Area	Filtration velocity	Recommended flow	Outlet Ø	Code filter	
					ARTIC Bed depth 1 m	ARTIC PLUS Bed depth 1.2 m
mm	m ²	m ³ /h/m ²	m ³ /h	In		
500	0.19	50	10	1½"	34029-0100	-
650	0.33	50	17	1½"	34030-0100	36053
800	0.50	50	25	2"	34031-0100	36054
950	0.70	50	36	2½"	41187	41373
1050	0.86	50	44	3"	41188	36055
1200	1.13	50	57	4"	41189	36056

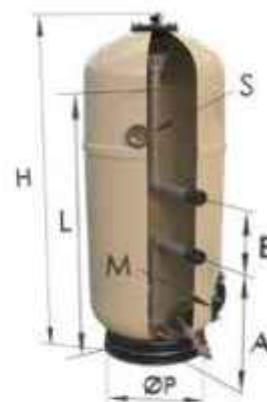
The filter code does not include filter media

LAMINATED FILTERS

ARTIC & ARTIC PLUS FILTERS



TECHNICAL FEATURES



STANDARD EQUIPMENT		Filter with laterals	Pressure (bar)
Collector system	0.3 mm slots	Ø 500 - Ø 1200	2.5
Air relief	1/4"	Ø 500 - Ø 1200	2.5
Sand drain	Ø 200	Ø 1000 - Ø 1200	2.5
Water drain	1"	Ø 500 - Ø 950	2.5
	2.5" - 1/4"	Ø 1000 - Ø 1200	2.5
Top manhole	Ø 200	Ø 500 - Ø 950	2.5
	Ø 400	Ø 1000 - Ø 1200	2.5

OPTIONS TABLE		Ø (mm)
Nozzle plate	0.5 mm slots	Ø 650 - Ø 1200
Lateral manhole ¹⁾	Ø 400	Ø 1050 - Ø 1200
Sight glass ²⁾	Ø 90	Ø 500 - Ø 1200
Vinylester. Ozone use ³⁾		Ø 500 - Ø 1200
Use with salt water ⁴⁾		Ø 500 - Ø 1200
Use with drinking water ⁵⁾		Ø 500 - Ø 1200
UV resistant. Outdoor use		Ø 500 - Ø 1200

¹⁾ This option replaces sand drain Ø 200.

²⁾ More than one Sight Glass can be placed. The vertical position is standard and the center of the sight glass is placed at the height of the depth bed. The position for the connections can vary and, by default, it is placed 45° left to the connections.

³⁾ Maximum concentration of ozone 0.5 ppm in the water and maximum temperature: 40°.

⁴⁾ Maximum allowed concentration of salt 45 gr/l (seawater).

⁵⁾ A certificate of the material suitable for use with drinking water is included.

ARTIC - BED DEPTH 1 M.

Ø	A (H)	B (M)	H	L	Ø P	Net Weight	Standard Volume	Weight in service
(mm)	(mm)	(mm)	(mm)	(mm)	(mm)	kg	m ³	kg
500	780	125	1650	1000	400	60	1.3	465
650	775	125	1700	1000	490	65	1.34	620
800	685	230	1750	1000	625	70	1.67	975
950	655	270	1760	1000	705	109	2.3	1400
1050	630	270	1895	1000	775	135	2.42	1550
1200	665	270	1970	1000	940	165	3.65	2260

ARTIC PLUS - BED DEPTH 1,2 M.

(mm)	(mm)	(mm)	(mm)	(mm)	(mm)	kg	m ³	kg
650	730	125	1900	1200	490	75	80	800
800	670	230	1950	1200	625	90	95	1250
950	665	270	1960	1200	705	131	136	1770
1050	665	270	2145	1200	775	135	145	1915
1200	665	270	2170	1200	940	210	220	2860

LAMINATED FILTERS



DELTA FILTERS



- According EN 16713-1.
- Filters are made of polyester resin and fibreglass.
- Equipped with pressure gauge, and water purge valves.
- Maximum temperature 50°C.
- Maximum pressure 2,5 bar.
- Colour RAL 1024.



Bed depth 1 m or 1.2 m

Maximum pressure:
2.5 kg/cm².



Complies with Standard
EN 16713-1

BED DEPTH 1 M. / DEPTH 1.2 M.

Ø Internal diameter	Filtration Area	Filtration velocity	Recommended flow	Outlet Ø	Code filter			
					Bed depth 1 m		Bed depth 1.2 m	
					Filter with laterals	Filter with nozzle plate	Filter with laterals	Filter with nozzle plate
500	0.19	40	8	1½"	58682			
650	0.33	40	13.3	1½"	36676	36684	36680	36688
800	0.50	40	20.1	2"	36677	36685	36681	36689
1000	0.86	40	31.4	2½"	36678	36686	36682	36690
1200	1.13	40	45.2	Ø 90	36679	36687	36683	36691

The filter code does not include filter media

LAMINATED FILTERS

DELTA FILTERS



TECHNICAL FEATURES



STANDARD EQUIPMENT		Filter with lateralals 0,3 mm	Filter with nozzle plate 0,5 mm slots	Pressure (bar)
Lateral Manhole	DN200		Ø 500 - Ø 1200	2,5
Sight Glass	Ø 90		Delta 1200 (Ø 650 - Ø 1200)	2,5
Top manhole	Ø 200		Ø 500 - Ø 800	2,5
	Ø 400		Ø 1000 - Ø 1200	2,5
Air relief	1/4"		Ø 500 - Ø 800	2,5
	3/4"		Ø 1000 - Ø 1200	2,5
Water drain	1/4"		Ø 500 - Ø 1200	2,5

OPTIONS TABLE		Ø (mm)
Sightglass (1)	Ø 90	Delta 1000 (Ø 500 - Ø 1200)
Vinylester. Ozone use (2)		500 - 1200
Use with salt water (3)		500 - 1200
Use with drinking water (4)		500 - 1200

(1) More than one Sight Glass can be placed. The vertical position is standard and the center of the sight glass is placed at the height of the depth bed. The position for the connections can vary and, by default, it is placed 45° left to the connections.

(2) Maximum concentration of ozone 0,5 ppm in the water and maximum temperature 40°.

(3) Maximum allowed concentration of salt 45 gr/l (seawater).

(4) A certificate of the material suitable for use with drinking water is included.

DELTA 1000 - BED DEPTH 1 M.

Ø (mm)	A (mm)	B (mm)	H (mm)	L (mm)	Ø P (mm)	Net Weight		Standard Volume m ³	Weight in service kg
						Filter with lateralals kg	Filter with nozzle plate kg		
500	690	125	1680	1000	400	45	-	1,34	530
650	740	125	1702	1000	490	80	94	1,34	700
800	715	230	1749	1000	625	90	111	1,71	1100
1000	785	270	1840	1000	890	125	155	2,16	1750
1200	800	300	1915	1000	1145	150	190	3,29	2550

DELTA 1200 - BED DEPTH 1.2 M.

Ø (mm)	A (mm)	B (mm)	H (mm)	L (mm)	Ø P (mm)	Net Weight		Standard Volume m ³	Weight in service kg
						Filter with lateralals kg	Filter with nozzle plate kg		
650	740	125	1920	1200	585	100	114	1,5	800
800	715	230	1995	1200	700	110	131	1,94	1250
1000	785	270	2010	1200	890	120	150	2,31	1915
1200	800	300	2150	1200	1145	160	200	3,54	2860

LAMINATED FILTERS



NORMA FILTERS



- Designed following the guidelines of the standards DIN 19605/19643.
- According EN 16713-1.
- Filters are made of polyester resin and fibreglass.
- Equipped with pressure gauge, and water purge valves.
- Maximum temperature 50°C.
- Bed depth 1,2 m.
- Fiberglass polyester flanges.
- Hardware stainless steel AISI 316.



Bed depth 1.2 m

Maximum pressure:
2.5 kg/cm².



Complies with Standard
EN 16713-1

BED DEPTH 1 M.

Ø Internal diameter	Filtration Area	Filtration velocity	Recommended flow	Outlet Ø		Code filter ^(*)
				Upper	Lower	
				mm		
mm	m ²	m ³ /h/m ²	m ³ /h			2.5 bar
650	0.33	30	10	90	75	08142P
800	0.50		15	90	75	08143P
1000	0.80		23	140	110	08144P
1200	1.13		33	140	140	08145P


(*) The filter code does not include filter media or valve manifold.

LAMINATED FILTERS

NORMA FILTERS



TECHNICAL FEATURES



STANDARD EQUIPMENT		Filter with nozzle plate		Pressure (bar)
Nozzle plate	0,5 mm slots	Ø 650 - Ø 1200		2,5
Lateral manhole	Ø 200	Ø 650 - Ø 800		2,5
	Ø 400	Ø 1000 - Ø 1200		2,5
Sight glass	Ø 90	Ø 650 - Ø 1200		2,5
Air relief	2"	Ø 650 - Ø 1200		2,5
Water drain	2.5" - 1/4"	Ø 650 - Ø 1200		2,5
Top manhole	Ø 200	Ø 650 - Ø 1200		2,5

OPTIONS TABLE		Ø (mm)
Vinylester. Ozone use ¹⁾		Ø 650 - Ø 1200
Use with salt water ²⁾		Ø 650 - Ø 1200
Use with drinking water ³⁾		Ø 650 - Ø 1200

¹⁾ Maximum concentration of ozone 0.5 ppm in the water and maximum temperature 40°.

²⁾ Maximum allowed concentration of salt 45 gr/l (seawater).

³⁾ A certificate of the material suitable for use with drinking water is included.

Ø	A (H)	B (M)	H	L	Ø P	Net Weight	Standard Volume	Weight in service
(mm)	(mm)	(mm)	(mm)	(mm)	(mm)	kg	m ³	kg
650	320	1330	2480	1200	585	100	1,33	845
800	320	1330	2480		700	125	2	1490
1000	340	1640	2490		890	145	3	2190
1200	400	1200	2640		1145	177	5,5	3320

BEGUR FILTERS



- Designed following the guidelines of the standards DIN 19605/19643.
- Filters are made of polyester resin and fibreglass.
- Equipped with pressure gauge, and water purge valves.
- Nozzle plate included with 65 nozzles/m².
- Maximum temperature 50°C.
- Bed depth 1,2 m.
- Freeboard 0,5 m.
- Fibreglass polyester flanges.
- Colour RAL 5015.
- Hardware stainless steel AISI 316.



Bed depth 1.2 m

Maximum pressure:
2.5 kg/cm².

Ø Internal diameter	Filtration Area	Filtration velocity	Recommended flow	input connection	Output connection	Code filter ⁽¹⁾	
						Outlet water under nozzle plate	
mm	m ²	m ³ /h/m ²	m ³ /h	mm		Monolayer (1 sight glass)	Multilayer (2 sight glasses)
650	0.33	20	7	90	75	66033	66033
		30	10			126 000	127 000
800	0.5	20	10	110	90	66034	66034
		30	15			126 000	127 000
1000	0.86	20	16	140	110	66035	66035
		30	23			126 000	127 000
1200	1.13	20	23	160	140	66036	66036
		30	34			126 000	127 000

(1) Example of Interpretation of the code: 66033 126 000
The filter code does not include filter media

LAMINATED FILTERS

BEGUR FILTERS



TECHNICAL FEATURES



FILTRATION

STANDARD EQUIPMENT		Filter with nozzle plate	Pressure (bar)
Nozzle plate	0.5 mm slots	Ø 650 - Ø 1200	2.5
Lateral manhole	Ø 200	Ø 650	2.5
	Ø 400	Ø 800 - Ø 1200	2.5
Sight glass	50 x 300 mm	Ø 650 - Ø 1200	2.5
Air relief	1/4"	Ø 650 - Ø 1200	2.5
Water drain	3/4"	Ø 650 - Ø 1200	2.5
Airsouring connection	DN50	Ø 650 - Ø 1200	2.5
	Ø 200	Ø 650 - Ø 800	2.5
Top manhole	Ø 400	Ø 1000 - Ø 1200	2.5

OPTIONS TABLE	Ø (mm)
Vinylester. Ozone use ⁽¹⁾	Ø 650 - Ø 1200
Use with salt water ⁽²⁾	
Use with drinking water ⁽³⁾	

⁽¹⁾ Maximum concentration of ozone 0.5 ppm in the water and maximum temperature 40°.

⁽²⁾ Maximum allowed concentration of salt 45 gr/l (seawater).

⁽³⁾ A certificate of the material suitable for use with drinking water is included.

Ø (mm)	A (H) (mm)	B (M) (mm)	H (mm)	L (mm)	Ø P (mm)	Net Weight (kg)	Standard Volume (m³)	Weight in service (kg)
650	270	1400	2411	1200	580	110	1.88	845
800	270		2442		700	150	2.70	1490
1000	355		2617		890	160	4.30	2190
1200	385		2752		1085	180	4.98	3320

BLANES FILTERS



- Designed following the guidelines of the standards DIN 19605/19643.
- Filters are made of polyester resin and fibreglass.
- Equipped with pressure gauge, and water purge valves.
- Nozzle plate included with 65 nozzles/m².
- Maximum temperature 50°C.
- Bed depth 1,2 m.
- Freeboard 0,5 m.
- Fibreglass polyester flanges.
- Colour RAL 5015.
- Hardware stainless steel AISI 316.



Bed depth 1.2 m

Maximum pressure:
2.5 kg/cm².

Ø Internal diameter	Filtration Area	Filtration velocity	Recommended flow	input connection	Output connection	Code filter*	
						Outlet water under nozzle plate	
mm	m ²	m ³ /h/m ²	m ³ /h	mm		Monolayer (1 sight glass)	Multilayer (2 sight glasses)
1400	1.54	20	31	160	140	66037	66037
		30	46			126 000	127 000
1600	2.01	20	40	160	160	66038	66038
		30	60			126 000	127 000
1800	2.54	20	51	200	160	66039	66039
		30	76			126 000	127 000
2000	3.14	20	63	200	200	66040	66040
		30	94			126 000	127 000

(*) Example of Interpretation of the code: 66037/ 126 000
The filter code does not include filter media

LAMINATED FILTERS

BLANES FILTERS



TECHNICAL FEATURES



STANDARD EQUIPMENT

Filter with nozzle plate

Pressure (bar)

Nozzle plate	0.5 mm Slots	Ø 1400 - Ø 2000	2.5
Lateral manhole	Ø 400 mm		
Sight glass	50 x 300 mm		
Air relief	DN50		
Water drain	3/4"		
Airscouring connection	DN80		
Top manhole	Ø 400 mm		

OPTIONS TABLE

Ø (mm)

Vinylester. Ozone use ⁽¹⁾	Ø 1400 - Ø 2000
Use with salt water ⁽²⁾	
Use with drinking water ⁽³⁾	

⁽¹⁾ Maximum concentration of ozone 0.5 ppm in the water and maximum temperature 40°.

⁽²⁾ Maximum allowed concentration of salt 45 gr/l (seawater).

⁽³⁾ A certificate of the material suitable for use with drinking water is included.

Ø (mm)	A (H) (mm)	B (M) (mm)	H (mm)	L (mm)	Ø P (mm)	Net Weight kg	Standard Volume m ³	Weight in service kg
1400	915	1000	2650	1200	1065	220	7.85	4470
1600	915		2738		1230	280	9.40	5890
1800	915		2800		1370	340	12.40	7600
2000	960		2880		1560	435	15.49	9455

LAMINATED FILTERS



VESUBIO FILTERS



- Made of polyester resin and fibreglass.
- Equipped with pressure gauge, and manual air and water purge valves.
- Ø 400 mm top lid.
- Suitable for filtration velocity of 20, 30, 40 and 50 m³/h/m².
- All filters can be assembled with valve manifold.
- 2½" sand discharge outlet.
- Collector arms.



Bed depth 1 m

Maximum pressure:
2.5 kg/cm².

Does not include valve
manifold

Optional:
Standard American
sizes

Coding options
according to table on
page 156

BED DEPTH 1 M.

Ø Internal diameter	Filtration Area	Filtration velocity	Recommended flow	Connections Ø tube	Code filter ⁽¹⁾	Valve manifold Manual, 5-valve code for 1 filter
mm	m ²	m ³ /h/m ²	m ³ /h	mm	2.5 bar	
450	0.16	50	8	50	15785-0100	
500	0.19	50	10	50	19353-0100	
600	0.3	50	12	50	15786-0100	
750	0.44	50	22	63	15787-0100	
900	0.64	50	32	63	16574-0100	
				75	15788	
1050	0.87	20	17	63	41304	00769 VO 10
		30/40	25/34	75	41305	00771 VO 10
		50	43	90	41306	00776 VO 10
1200	1.13	20/30	22/33	75	41307	00771 VO 12
		40/50	45/56	90	41308	00776 VO 12
1400	1.54	20	30	75	41309	00771 VO 14
		30	46	90	41310	00776 VO 14
		40/50	61/77	110	41311	00780 VO 14
1600	2.01	20	40	90	41312	00776 VO 16
		30/40	60/80	110	41313	00780 VO 16
		50	100	125	41314	00785 VO 16
1800	2.54	20	50	90	41315	00776 VO 18
		30	76	110	41316	00780 VO 18
		40	101	125	41317	00785 VO 18
		50	125	140	41318	00789 VO 18
2000	3.14	20	62	110	41319	00780 VO 20
		30	94	125	41320	00785 VO 20
		40	125	140	41321	00789 VO 20
		50	157	160	41322	09177 VO 20

⁽¹⁾ The filter code does not include filter media or valve manifold

LAMINATED FILTERS

VESUBIO FILTERS

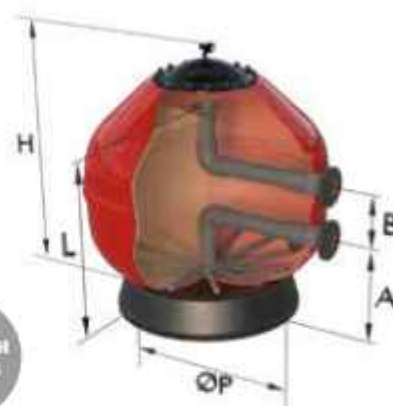


TECHNICAL FEATURES

Filter Media Loads and Valve manifold options on pages 158 and 160



FILTER WITH LATERALS



STANDARD EQUIPMENT

Filter with laterals

Laterals slots 0.3 mm	Ø 1050 - 2000
Top manhole Ø 400	Ø 1050 - 2000
Sand drain 2 1/2"	Ø 1050 - 2000
Water drain 1/2"	Ø 450 - 2000
Manual air relief 1/2"	Ø 450 - 2000

OPTIONS TABLE

Ø (mm)

Pressure (bar)

Lateral manhole Ø225 ⁽¹⁾	1050-2000	2.5
Sight glass Ø75 ⁽²⁾	1050-2000	2.5
Vinylester. Ozone use ⁽³⁾	450-2000	2.5
Use with salt water ⁽⁴⁾	450-2000	2.5
Use with drinking water ⁽⁵⁾	450-2000	2.5
Top manhole Ø400	1050-2000	2.5

⁽¹⁾ Recommendation: The lateral manhole option is for all filters with nozzle plate or with laterals, whose height (H) is higher than 2 m. The main reason is to facilitate the access to the interior without working at height. More than one lateral manhole can be installed. The distance between the inlet/outlet ports and the manhole is always the same, rotated 45° to the right by default. It can be modified as per your requirements.

⁽²⁾ More than one Sight Glass can be placed. The vertical position is standard and the center of the sight glass is placed at the level of the depth bed media, rotated 45° to the left of the inlet/outlet by default. It can be modified as per your requirements.

⁽³⁾ Maximum concentration of ozone 0.5 ppm in the water and maximum temperature 40°.

⁽⁴⁾ Maximum allowed concentration of salt 45 gr/l (seawater).

⁽⁵⁾ A certificate of the material suitable for use with drinking water is included.

Ø (mm)	A (H) (mm)	B (M) (mm)	H (mm)	L (mm)	Ø P (mm)	Net Weight (kg)	Standard Volume (m³)	Weight in service (kg)
450	265		725	375	347	16	0.2	
500	305	125	765	405	400	20	0.26	
600	325		865	445		23	0.36	
750	300	230	895	520	490	32	0.6	365
900	325	270	1080	655	625	48	1.003	632
1050	465		1545	1000	750	110	2.25	1630
1200	675	500	1730	1250	850	125	3.37	2220
1400	725		1845	1300	1085	152	4.41	3060
1600	710		1850	1400	1230	185	5.66	3930
1800	755	570	1915	1350	1370	257	7.40	5065
2000	775		2030	1420	1560	360	9.48	6360

LAMINATED FILTERS



EUROPE 1.0 FILTERS



Bed depth 1 m

Maximum pressure:
2.5 kg/cm² - 4 kg/cm²

Does not include
valve manifold

Optional:
Standard American
sizes

Coding options
according to table on
page 156

- Made of polyester resin and fibreglass.
- Equipped with pressure gauge, and manual air and water purge valves.
- Ø 400 mm top lid.
- Suitable for filtration velocity of 20, 30, 40 and 50 m³/h/m².
- All filters can be assembled with valve manifold.
- Collector arms and optional nozzle plate.

BED DEPTH 1 M

Ø Internal diameter	Filtration Area	Filtration velocity	Recommended flow	Connections Ø tube	Code filter ^(*)		Valve manifold Manual, 5-valve code for 1 filter
					2.5 bar	4 bar	
mm	m ²	m ³ /h/m ²	m ³ /h	mm			
1050	0.87	20*	17	63	20070	34270	00769 EU 10
		30/40**	25/34	75	20071	34271	00771 EU 10
		50	43	90	20072	34272	00776 EU 10
1200	1.13	20/30	22/33	75	20068	34273	00771 EU 12
		40/50	45/56	90	20069	34274	00776 EU 12
		20	30	75	21497	34276	00771 EU 14
1400	1.54	30	46	90	21498	34277	00776 EU 14
		40/50	61/77	110	21499	34278	00780 EU 14
		20	40	90	21500	34280	00776 EU 16
1600	2.01	30/40	60/80	110	21501	34281	00780 EU 16
		50	100	125	21502	34282	00785 EU 16
		20	50	90	21503	34285	00776 EU 18
1800	2.54	30	76	110	21504	34286	00780 EU 18
		40	101	125	21505	34287	00785 EU 18
		50	125	140	21506	34288	00789 EU 18
		20	62	110	21507	34290	00780 EU 20
2000	3.14	30	94	125	21508	34291	00785 EU 20
		40	125	140	21509	34292	00789 EU 20
		50	157	160	21510	34293	09177 EU 20
		20	87	125	33820		00785 EU 23
2350	4.34	30	130	140	33822		00789 EU 23
		40	174	160	33824		09177 EU 23
		50	217	200	33826		09180 EU 23
		20	100	140	34302		00789 EU 25
2500	4.91	30	150	160	34303		09177 EU 25
		40	200	200	34304		09180 EU 25
		50	225	225	34305		09185 EU 25

* The filter code does not include filter media or valve manifold.

LAMINATED FILTERS

EUROPE 1.0 FILTERS



TECHNICAL FEATURES

Filter Media Loads and Valve manifold options on pages 158 and 160



STANDARD EQUIPMENT

STANDARD EQUIPMENT	Filter with laterals Collector system slots 0.3 mm	Filter with nozzle plate Collector system slots 0.5 mm
Top manhole Ø 400		Ø 1050 - 2500
Air relief 3/4"		Ø 1050 - 2500
Sand drain Ø 200	Ø 1050 - 2500	Lateral manhole is recommended
Water drain 3/4"		Ø 1050 - 2500

OPTIONS TABLE

		Ø (mm)	Pressure (bar)
Nozzle plate ⁽¹⁾		1050 - 2500	2.5 - 4
Lateral manhole ⁽²⁾	Ø 225 mm	1050 - 2500	2.5 - 4
	Ø 400 mm	1050 - 2500	2.5 - 4
Sight glass ⁽³⁾	Ø 75 mm	1050 - 2500	2.5 - 4
	Ø 135 mm	1050 - 2500	2.5 - 4
Vinylester. Ozone use ⁽⁴⁾		1050 - 2500	2.5 - 4
Use with salt water ⁽⁵⁾		1050 - 2500	2.5 - 4
Use with drinking water ⁽⁶⁾		1050 - 2500	2.5 - 4

⁽¹⁾ Nozzle plate with 0.5 mm slots suitable for air scouring.

⁽²⁾ Recommendation: The lateral manhole option is for all filters with nozzle plate or with laterals, whose height (H) is higher than 2 m. The main reason is to facilitate the access to the interior without working at height. More than one lateral manhole can be installed. The distance between the inlet/outlet ports and the manhole is always the same, rotated 45° to the right by default. It can be modified as per your requirements.

⁽³⁾ More than one Sight Glass can be placed. The vertical position is standard and the center of the sight glass is placed at the level of the media, rotated 45° to the left of the inlet/outlet by default. It can be modified as per your requirements.

⁽⁴⁾ Maximum concentration of ozone 0.5 ppm in the water and maximum temperature 40°.

⁽⁵⁾ Maximum allowed concentration of salt 46 gr/l (seawater).

⁽⁶⁾ A certificate of the material suitable for use with drinking water is included.

Ø	A (H)	B (M)	H	L	Ø P	Net Weight	Standard Volume	Weight in service
(mm)	(mm)	(mm)	(mm)	(mm)	(mm)	kg	m ³	kg
1050	540	270	1860	1300	760	125	2.823	2060
1200	570	350	1860	1300	850	150	3.597	2600
1400	615	400	2000	1350	1083	214	4.9	3500
1600	710	400	2100	1330	1230	230	6.5	4700
1800	725	400	2200	1300	1370	344	8.8	6150
2000	805	400	2200	1350	1558	435	10.58	7800
2350	950	400	2430	1380	1830	600	15.7	10766
2500	1015	500	2525	1500	1830	630	-	13800

LAMINATED FILTERS



EUROPE 1.2 FILTERS



- Made of polyester resin and fibreglass.
- Equipped with pressure gauge, and manual air and water purge valves.
- Ø 400 mm top lid.
- Suitable for filtration velocity of 20, 30, 40 and 50 m³/h/m².
- All filters can be assembled with valve manifold.
- Collector arms and optional nozzle plate.

BED DEPTH 1.2 M

Ø Internal diameter	Filtration Area	Filtration velocity	Recommended flow	Outlet Ø	Code filter ^(*)	Valve manifold Manual, 5-valve code for 1 filter
mm	m ²	m ³ /h/m ²	m ³ /h	mm	2.5 bar	
1050	0.87	20*	17	63	31857	00769 EU 10
		30/40**	25/34	75	31858	00771 EU 10
		50	43	90	31859	00776 EU 10
1200	1.13	20/30	22/33	75	31860	00771 EU 12
		40/50	45/56	90	31861	00776 EU 12
1400	1.54	20	30	75	21511	00771 EU 14
		30	46	90	21512	00776 EU 14
		40/50	61/77	110	21513	00780 EU 14
1600	2.01	20	40	90	21514	00776 EU 16
		30/40	60/80	110	21515	00780 EU 16
		50	100	125	21516	00785 EU 16
1800	2.54	20	50	90	21517	00776 EU 18
		30	76	110	21518	00780 EU 18
		40	101	125	21519	00785 EU 18
		50	125	140	21520	00789 EU 18
2000	3.14	20	62	110	21521	00780 EU 20
		30	94	125	21522	00785 EU 20
		40	125	140	21523	00789 EU 20
		50	157	160	21524	09177 EU 20
2350	4.34	20	87	125	33821	00785 EU 23
		30	130	140	33823	00789 EU 23
		40	174	160	33825	09177 EU 23
		50	217	200	33827	09180 EU 23
2500	4.91	20	100	140	34306	00789 EU 25
		30	150	160	34307	09177 EU 25
		40	200	200	34308	09180 EU 25
		50	225	225	34309	09185 EU 25

* The filter code does not include filter media or valve manifold

Bed depth 1.2 m

Maximum pressure:
2.5 kg/cm²,

Does not include valve manifold

Optional:
Standard American sizes

Coding options according to table on page 156

LAMINATED FILTERS

EUROPE 1,2 FILTERS



TECHNICAL FEATURES

Filter Media Loads and Valve manifold options on pages 158 and 160



STANDARD EQUIPMENT

Top manhole Ø 400
Air drain 3/4"
Sand drain Ø 200
Water drain 3/4"

Filter with laterals
Collector system slots 0.3 mm

Filter with nozzle plate
Collector system slots 0.5 mm

	Ø1050 - 2500	Ø1050 - 2500
	Ø1050 - 2500	Lateral manhole is recommended
	Ø 1050 - 2500	

OPTIONS TABLE

OPTIONS TABLE		Ø (mm)	Pressure (bar)
Nozzle plate ⁽¹⁾		1050 - 2500	2.5
Lateral manhole ⁽²⁾	Ø 225 mm	1050 - 2500	2.5
	Ø 400 mm	1050 - 2500	2.5
Sight glass ⁽³⁾	Ø 75 mm	1050 - 2500	2.5
	Ø 135 mm	1050 - 2500	2.5
Vinylster. Ozone use ⁽⁴⁾		1050 - 2500	2.5
Use with salt water ⁽⁵⁾		1050 - 2500	2.5
Use with drinking water ⁽⁶⁾		1050 - 2500	2.5

⁽¹⁾ Nozzle plate with 0.5 mm slots suitable for air scouring.
⁽²⁾ Recommendation: The lateral manhole option is for all filters with nozzle plate or with laterals, whose height (H) is higher than 2 m. The main reason is to facilitate the access to the interior without working at height. More than one lateral manhole can be installed. The distance between the inlet/outlet ports and the manhole is always the same, rotated 45° to the right by default. It can be modified as per your requirements.
⁽³⁾ More than one Sight Glass can be placed. The vertical position is standard and the center of the sight glass is placed at the level of the media, rotated 45° to the left of the inlet/outlet by default. It can be modified as per your requirements.
⁽⁴⁾ Maximum concentration of ozone 0.5 ppm in the water and maximum temperature 40°.
⁽⁵⁾ Maximum allowed concentration of salt 45 gr/l (seawater).
⁽⁶⁾ A certificate of the material suitable for use with drinking water is included.

Ø	A (H)	B (M)	H	L	Ø P	Net Weight	Standard Volume	Weight in service
(mm)	(mm)	(mm)	(mm)	(mm)	(mm)	kg	m ³	kg
1050	540	270	2060	1480	760	140	3.04	2375
1200	570	350	2060	1480	850	155	3.89	2950
1400	675	400	2200	1520	1085	215	6.27	4000
1600	710	400	2300	1550	1230	255	8.31	5475
1800	725	400	2400	1570	1370	385	10.65	6950
2000	805	400	2400	1570	1560	4265	12.90	8800
2350	950	400	2630	1580	1830	630	16.80	12180
2500	1015	500	2675	1700	1830	860	-	14460

BOBBIN WOUND FILTERS



PRAGA FILTERS



- Bobbin wound filters made of polyester resin and fibreglass.
- Equipped with pressure gauge, and manual air and water purge valves.
- Ø 400 mm top lid.
- Suitable for filtration velocity of 20, 30, 40 and 50 m³/h/m².
- All filters can be assembled with valve manifold.
- 2 1/2" sand discharge outlet.
- Collector arms and optional nozzle plate.



Bed depth 1 m

For all filters with nozzle plate, a side manhole is recommended for easy discharge of media

Optional: Standard American sizes

Other specific heights may be made to order

Coding options according to table on page 156

BED DEPTH 1 M.

Ø Internal diameter	Filtration Area	Filtration velocity	Recommended flow	Outlet Ø	Code filter ⁽¹⁾			Valve manifold Manual, 5-valve code for 1 filter
					2.5 bar	4 bar	6 bar	
mm	m ²	m ³ /h/m ²	m ³ /h	mm				
1050	0.87	20	17	63	00687	09209	34830	00769 BS 10
		30-40	25/34	75	00694	00712	34831	00771 BS 10
		50	43	90	00707	00724	34832	00776 BS 10
1200	1.13	20-30	22/33	75	00688	00713	34833	00771 BS 12
		40-50	45/56	90	00702	00719	34834	00776 BS 12
1400	1.54	20	30	75	00689	09210	75815	00771 BS 14
		30	46	90	00696	00714	34837	00776 BS 14
		40	61	110	00703	00720	34838	00780 BS 14
1600	2.01	20	40	90	00690	09211	34839	00776 BS 16
		30-40	60/80	110	00697	00715	34840	00780 BS 16
		50	100	125	00710	00727	75816	00785 BS 16
1800	2.54	20	50	90	00691	09212	34844	00776 BS 18
		30	76	110	00698	00716	34845	00780 BS 18
		40	101	125	00705	00722	34846	00785 BS 18
		50	125	140	00711	00728	75817	00789 BS 18
		50	125	160	33312	31988	75818	09177 BS 18
2000	3.14	20	62	110	00692	09213	34849	00780 BS 20
		30	94	125	00699	00717	34850	00785 BS 20
		40	125	140	00706	00723	34851	00789 BS 20
		50	157	160	05083	05132	75819	09177 BS 20
2200	3.80	30	114	140	56937	57812	57812 PR 06	00789 BS 22
		40	152	160	56938	57813	57813 PR 06	09177 BS 22
2350	4.34	20	87	125	00693	09214	09214 PR 06	00785 BS 23
		30	130	140	00700	09217	09217 PR 06	00789 BS 23
		40	175	160	04935	09220	09220 PR 06	09177 BS 23
2500	4.91	20	100	140	08695	09215	09215 PR 06	00789 BS 25
		30	150	160	08696	09218	09218 PR 06	09177 BS 25
		40	200	200	08697	09221	09221 PR 06	09180 BS 25
3000*	7.07	20	140	160	08699	09216	09216 PR 06	09177 BS 30
		30	212	200	08700	09219	09219 PR 06	09180 BS 30
		40	282	225	08701	09222	09222 PR 06	09185 BS 30

⁽¹⁾ The filter code does not include filter media or Valve manifold.
 *Filters with a diameter greater than 2500 require special transport.

BOBBIN WOUND FILTERS

PRAGA FILTERS



TECHNICAL FEATURES

Filter Media Loads and Valve manifold options on pages 158 and 160



STANDARD EQUIPMENT

STANDARD EQUIPMENT	Filter with laterals 0.3 mm slots	Filter with nozzle plate 0.5 mm slots
Top manhole Ø 400		Ø 1050 - 3000
Air relief ¾"	Ø 1050 - 3000	Ø 1050 - 2000
Air relief 2"		Ø 2200 - 3000
Sand drain Ø 90	Ø 1050 - 1400	A lateral manhole is recommended
Sand drain Ø 140	Ø 1600 - 3000	
Water drain ¾"		Ø 1050 - 3000

OPTIONS TABLE

	Ø (mm)	Pressure (bar)
Nozzle plate ⁽¹⁾		2.5 - 4 - 6
Lateral manhole Ø 225 mm ⁽²⁾	1050 - 3000	2.5 - 4 - 6
Lateral manhole Ø 400 mm ⁽²⁾	1050 - 3000	2.5 - 4 - 6
Lateral manhole Ø 500 mm ⁽²⁾	1200 - 3000	2.5 - 4
Minilla Ø 135 mm ⁽³⁾	1050 - 3000	2.5 - 4
Vinylester. Ozone use ⁽⁴⁾	1050 - 3000	2.5 - 4 - 6
Use with salt water ⁽⁵⁾	1050 - 3000	2.5 - 4 - 6
Use with drinking water ⁽⁶⁾	1050 - 3000	2.5 - 4 - 6
UV resistant. Outdoor use	1050 - 3000	2.5 - 4 - 6
Top manhole Ø 500 mm	1200 - 3000	2.5 - 4 - 6
Airscouring connection 2" - DN50 (Filter with nozzle plate)	1050 - 2350	2.5 - 4 - 6
Airscouring connection Ø75 (Filter with nozzle plate)	2500 - 3000	2.5 - 4 - 6

Ø (mm)	A (H) (mm)	B (M) (mm)	H (mm)	L (mm)	Ø P (mm)	Net Weight kg	Standard Volume m ³	Weight in service kg
1050	540	200	1640	1175	755	155	2.45	2000
1200	570	230	1780	1280	949	25	3.38	2700
1400	585	240	1755	1160	1085	300	4.75	3700
1600	680	260	1835	1235	1230	330	6.13	4900
1800	720	280	1875	1060	1370	400	7.25	6100
2000	790	300	2040	1400	1550	475	9.92	7900
2200	950	340	2440	1450	1830	560	13.9	11200
2350	965	340	2520	1500	1859	630	17.04	12550
2500	1080	340	2550	1500	2000	930	19.5	13760
3000	1100	350	2750	1500	2365	1630	29.0	20200

BOBBIN WOUND FILTERS



VIC FILTERS



- Bobbin wound filters made of polyester resin and fibreglass.
- Equipped with pressure gauge, and manual air and water purge valves.
- Quik top lid 400x500 mm.
- Suitable for filtration velocity of 20, 30, 40 and 50 m³/h/m².
- All filters can be assembled with valve manifold.
- Lateral sand drain 75 mm.
- Collector arms and optional nozzle plate.



Bed depth 1 m

Maximum pressure:
2.5 kg/cm².

For all filters with nozzle plate, a side manhole is recommended for easy discharge of media

Optional:
Standard American sizes

Coding options
according to table on
page 156

BED DEPTH 1 M.

Ø Internal diameter	Filtration Area	Filtration velocity	Recommended flow	Outlet Ø	Code filter ⁽¹⁾	
					2.5 bar	Valve manifold Manual, 5-valve code for 1 filter
mm	m ²	m ³ /h/m ²	m ³ /h	mm		
1050	0.87	20	17	63	11511N	00769 VI 10
		30/40	25/34	75	11517N	00771 VI 10
		50	43	90	11526N	00776 VI 10
1200	1.13	20/30	22/33	75	11512N	00771 VI 12
		40/50	45/56	90	11522N	00776 VI 12
1400	1.54	20	30	75	11513N	00771 VI 14
		30	46	90	11518N	00776 VI 14
		40/50	61/77	110	11523N	00780 VI 14
1600	2.01	20	40	90	11514N	00776 VI 16
		30/40	60/80	110	11519N	00780 VI 16
		50	100	125	11527N	00785 VI 16
1800	2.54	20	50	90	11515N	00776 VI 18
		30	76	110	11520N	00780 VI 18
		40	101	125	11524N	00785 VI 18
		50	125	140	11528N	00789 VI 18
2000	3.14	20	62	110	11516N	00780 VI 20
		30	94	125	11521N	00785 VI 20
		40	125	140	11525N	00789 VI 20
		50	157	160	11529N	09177 VI 20

⁽¹⁾The filter code does not include filter media or Valve manifold

BOBBIN WOUND FILTERS

VIC FILTERS



TECHNICAL FEATURES

Filter Media Loads and Valve manifold options on pages 158 and 160



STANDARD EQUIPMENT

Top manhole oval 400 x 500 mm
Air relief 1"
Water drain 1"
Lateral Sand drain Ø 75

Filter with laterals
Collector system 0.3 mm slots

Ø 1050 - 2000
Ø 1050 - 2000
Ø 1050 - 2000
Ø 1050 - 2000

Filter with nozzle plate
Collector system 0.5 mm slots

OPTIONS TABLE

Ø (mm)

Nozzle plate ⁽¹⁾	1050 - 2000
Lateral manhole Ø 225 mm ⁽²⁾	1050 - 2000
Lateral manhole Ø 400 mm ⁽²⁾	1050 - 2000
Mirilla Ø 135 mm ⁽³⁾	1050 - 2000
Vinylester. Use con ozono ⁽⁴⁾	1050 - 2000
Use with salt water ⁽⁵⁾	1050 - 2000
Use with drinking water ⁽⁶⁾	1050 - 2000
UV resistant. Outdoor use	1050 - 2000
Air scouring connections 2"	1050 - 2000

⁽¹⁾ Nozzle plate with 0.5 mm slots suitable for air scouring.

⁽²⁾ Recommendation: The lateral manhole option is for all filters with nozzle plate or with laterals, whose height (H) is higher than 2 m. The main reason is to facilitate the access to the interior without working at height. More than one lateral manhole can be installed. The distance between the inlet/outlet ports and the manhole is always the same, rotated 45° to the right by default. It can be modified as per your requirements.

⁽³⁾ More than one Sight Glass can be placed. The vertical position is standard and the center of the sight glass is placed at the level of the media, rotated 45° to the left of the inlet/outlet by default. It can be modified as per your requirements.

⁽⁴⁾ Maximum concentration of ozone 0.5 ppm in the water and maximum temperature 40°.

⁽⁵⁾ Maximum allowed concentration of salt 45 gr/l (seawater).

⁽⁶⁾ A certificate of the material suitable for use with drinking water is included.

Ø (mm)	A (H) (mm)	B (M) (mm)	H (mm)	L (mm)	Ø P (mm)	Net Weight kg	Standard Volume m ³	Weight in service kg
1050	685	85	1950	1300	760	120	1.9	2000
1200	680	85	1970	1300	860	154	2.7	2700
1400	685	85	2000	1300	1020	173	3.7	3700
1600	695	85	2050	1300	1150	235	5.0	4900
1800	710	85	2080	1300	1320	270	6.4	6100
2000	730	85	2150	1300	1470	295	8.7	7900

BOBBIN WOUND FILTERS



OSLO FILTERS



BED DEPTH FILTER: 1.2 M

- Bobbin wound filters made of polyester resin and fibreglass.
- Equipped with pressure gauge, and manual air and water purge valves.
- Ø 400 mm top lid cover.
- Suitable for filtration velocity speeds of 20, 30, 40 and 50 m³/h/m².
- All filters can be assembled with valve manifold.
- 2 1/2" sand discharge outlet.
- Collector arms and optional nozzle plate.



Bed depth 1.2 m

Does not include valve manifold

Optional: Standard American sizes

For all filters with nozzle plate, a side manhole is recommended for easy discharge of media

Other specific depths may be made to order

Coding options according to table on page 156

BED DEPTH 1 M.

Ø Internal diameter	Filtration Area	Filtration velocity	Recommended flow	Outlet Ø	Code filter ¹⁾			Valve manifold Manual, 5-valve code for 1 filter
					2.5 bar	4 bar	6 bar	
mm	m ²	m ³ /h/m ²	m ³ /h	mm				
1050	0.86	30	25	75	04611	05168	05168 PR 06	00771 BA 10
		40	34	90	04612	05173	05173 PR 06	00776 BA 10
1200	1.13	30	33	75	04613	05169	05169 PR 06	00771 BA 12
		40	45	110	04650	05174	05174 PR 06	00780 BA 12
1400	1.54	30	46	90	04615	07436	07436 PR 06	00776 BA 14
		40	61	125	04616	07437	07437 PR 06	00785 BA 14
1600	2.01	30	60	110	04619	05170	05170 PR 06	00780 BA 16
		40	80	140	04651	05175	05175 PR 06	00789 BA 16
1800	2.54	30	76	125	04623	07438	07438 PR 06	00785 BA 18
		40	101	160	04624	07439	07439 PR 06	09177 BA 18
2000	3.14	30	94	125	04626	05171	05171 PR 06	00785 BA 20
		40	125	160	04652	05176	05176 PR 06	09177 BA 20
2200	3.80	30	114	140	56935	57810	57810 PR 06	00789 BA 22
		40	152	160	56936	57811	57811 PR 06	09177 BA 22
2350	4.34	30	130	140	08693	05172	05172 PR 06	00789 BA 23
		40	175	200	08694	05177	05177 PR 06	09180 BA 23
2500	4.90	30	150	160	08704	08712	08712 PR 06	09177 BA 25
		40	200	225	08706	08714	08714 PR 06	09185 BA 25
3000*	7.07	30	212	200	08708	08716	08716 PR 06	09180 BA 30
		40	282	250	08710	08718	08718 PR 06	19133 BA 30

¹⁾The filter code does not include filter media or Valve manifold

*Filters with a diameter greater than 2500 require special transport

BOBBIN WOUND FILTERS

OSLO FILTERS



TECHNICAL FEATURES

Filter Media Loads and Valve manifold options on pages 158 and 160



STANDARD EQUIPMENT



FILTER WITH LATERALS



FILTER WITH NOZZLE PLATE

Filter with laterals
Collector system 0.3 mm slots

Filter with nozzle plate
Collector system 0.5 mm slots

Top manhole Ø 400		Ø 1050 - 3000
Air relief 3/4"	Ø 1050 - 3000	
Air relief 2"	-	Ø 1050 - 3000
Sand drain Ø 90	Ø 1050 - 1600	Doesn't include a sand drain. A lateral Manhole is recommended.
Sand drain Ø 140	Ø 1800 - 3000	
Water drain 3/4"		Ø 1050 - 3000
Air scouring connections 2" (Nozzle plate filters)	-	Ø 1050 - 2350
Air scouring connection Ø 75 (Nozzle plate filters)	-	Ø 2500 - 3000

OPTIONS TABLE

Ø (mm)

Pressure (bar)

Nozzle plate ¹⁸		1050 - 3000	2.5 - 4 - 6
Lateral Manhole ¹⁹	Ø 225 mm	1050 - 3000	2.5 - 4 - 6
	Ø 400 mm	1050 - 3000	2.5 - 4 - 6
	Ø 500 mm	1050 - 3000	2.5 - 4
Sight Glass ²⁰	Ø 135 mm	1050 - 3000	2.5 - 4
	Ø 200 mm	1050 - 3000	2.5 - 4 - 6
Vinylester. Ozone use ¹⁹		1050 - 3000	2.5 - 4 - 6
Use with salt water ²¹		1050 - 3000	2.5 - 4 - 6
Use with drinking water ²²		1050 - 3000	2.5 - 4 - 6
UV resistant. Outdoor use		1050 - 3000	2.5 - 4 - 6
Top manhole	Ø 500 mm	1050 - 3000	2.5 - 4
	Ø 600 mm	1050 - 3000	2.5 - 4

¹⁸ Nozzle plate with 0.5 mm slots suitable for air scouring. Consult for nozzles with 0.2 mm slots.

¹⁹ Recommendation: The lateral manhole option is for all filters with nozzle plate or with laterals, whose height (H) is higher than 2 m. The main reason is to facilitate the access to the interior without working at height. More than one lateral manhole can be installed. The distance between the inlet/outlet ports and the manhole is always the same, rotated 45° to the right by default. It can be modified as per your requirements.

²⁰ More than one Sight Glass can be placed. The vertical position is standard and the center of the sight glass is placed at the level of the media, rotated 45° to the left of the inlet/outlet by default. It can be modified as per your requirements.

²¹ Maximum concentration of ozone 0.5 ppm in the water and maximum temperature 40°

²² Maximum allowed concentration of salt 45 gr/l (seawater).

²³ A certificate of the material suitable for use with drinking water is included.

Ø (mm)	A (H) (mm)	B (M) (mm)	H (mm)	L (mm)	Ø P (mm)	Net Weight kg	Standard Volume m ³	Weight in service kg
1050	650	940	2070	1525	750	207	2.5	2450
1200	670	830	2080	1525	940	234	3.2	3000
1400	680	820	2175	1550	1085	294	4.7	4300
1600	780	800	2310	1600	1230	360	6.2	5825
1800	790	780	2320	1600	1370	416	8.5	7300
2000	790	840	2460	1600	1550	483	10.3	9000
2200	960	700	2580	1650	1660	567	14.8	12500
2350	1065	700	2720	1700	1860	651	15.8	13750
2500	1125	450	2750	1700	2000	820	20.8	14885
3000	1150	600	2950	1700	2365	1300	31	21615

BOBBIN WOUND FILTERS



OLOT FILTERS

Designed following the guidelines of the standards DIN 19605/19643



Bed depth 1.2 m and 1.5 m

Does not include valve manifold

Other specific heights may be made to order

All ø 3000 mm filters need special shipping

Coding options according to table on page 156

- Bobbin wound filters made of polyester resin and fibreglass.
- Equipped with pressure gauge, and water purge valves.
- Ø 400 mm top lid and Ø 400 lateral manhole included.
- All filters can be assembled with valve manifold.
- Nozzle plate included.

Ø Internal diameter	Filtration Area	Filtration velocity	Recommended flow	Outlet Ø	Bed depth 1.2 m		Bed depth 1.5 m		Valve manifold Manual, 5-valve code for 1 filter
					Code filter ⁽¹⁾				
					Bed depth 1.2 m		Bed depth 1.5 m		
mm	m ²	m ³ /h/m ²	m ³ /h	mm	2.5 bar	4 bar	2.5 bar	4 bar	
1050	0.87	30	25	110	07355-120	07355-120 PR 04	18227-120	18227-120 PR 04	00780 OL 10
1200	1.13	30	33	125	07356-120	07356-120 PR 04	18228-120	18228-120 PR 04	00785 OL 12
1400	1.54	30	46	140	07447-120	07447-120 PR 04	18229-120	18229-120 PR 04	00789 OL 14
1600	2.01	30	60	160	07357-120	07357-120 PR 04	18230-120	18230-120 PR 04	09177 OL 16
1800	2.54	30	76	200	07448-120	07448-120 PR 04	18231-120	18231-120 PR 04	09180 OL 18
2000	3.14	30	94	225	07358-120	07358-120 PR 04	18232-120	18232-120 PR 04	09185 OL 20
2200	3.80	30	114	225	56934-120	56934-120 PR 04	65547-120	65547-120 PR 04	09185 OL 22
2350	4.34	30	130	250	07359-120	07359-120 PR 04	18233-120	18233-120 PR 04	19133 OL 23
2500	4.91	30	150	250	19335-120	19335-120 PR 04	19337-120	19337-120 PR 04	19133 OL 25
2600	5.31	30	160	250	23969-120	23969-120 PR 04	23971-120	23971-120 PR 04	19133 OL 26
2800	6.16	30	185	250	23970-120	23970-120 PR 04	23972-120	23972-120 PR 04	19133 OL 28
3000	7.07	30	212	250	19336-120	19336-120 PR 04	19338-120	19338-120 PR 04	19133 OL 30

⁽¹⁾The filter code does not include filter media or Valve manifold.

*Filters with a diameter greater than 2500 require special transport.

BOBBIN WOUND FILTERS

OLOT FILTERS



TECHNICAL FEATURES



STANDARD EQUIPMENT



Filter with laterals

Nozzle plate 0.5 mm Slots	Ø 1050 - 3000
Top manhole Ø 400	Ø 1050 - 3000
Air relief 2" Male thread	Ø 1050 - 1400
Air relief 2" Female thread	Ø 1600 - 3000
Water drain 3/4"	Ø 1050 - 3000
Airscouring connection 2"	Ø 1050 - 1600
Airscouring connection Ø 75	Ø 1800 - 2500
Airscouring connection Ø 90	Ø 2600
Airscouring connection Ø 110	Ø 2800
Airscouring connection Ø 140	Ø 3000

OPTIONS TABLE	Ø (mm)	Pressure (bar)
Lateral manhole Ø 500 mm ⁽¹⁾	1050 - 3000	2.5 - 4
Sight glass Ø 135 mm ⁽²⁾		
Sight glass Ø 200 mm ⁽²⁾		
Vinylester. Ozone use ⁽³⁾		
Use with salt water ⁽⁴⁾		
Use with drinking water ⁽⁵⁾		
UV resistant. Outdoor use		
Top manhole Ø 500 mm		

⁽¹⁾ Nozzle plate with 0.5 mm slots suitable for air scouring. Consult for nozzles with 0.2 mm slots.
⁽²⁾ Recommendation: The lateral manhole option is for all filters with nozzle plate or with laterals, whose height (H) is higher than 2 m. The main reason is to facilitate the access to the interior without working at height. More than one lateral manhole can be installed. The distance between the inlet/outlet ports and the manhole is always the same, rotated 45° to the right by default. It can be modified as per your requirements.
⁽³⁾ More than one Sight Glass can be placed. The vertical position is standard and the center of the sight glass is placed at the height of the Bed depth. The position for the connections can vary and, by default, it is placed 45° left to the connections.
⁽⁴⁾ Maximum concentration of ozone 0.5 ppm in the water and maximum temperature 40°.
⁽⁵⁾ Maximum allowed concentration of salt 45 gr/l (seawater).
⁽⁶⁾ A certificate of the material suitable for use with drinking water is included.

Ø	A (H)	B (M)	H		L		Ø P	Net Weight	Standard Volume	Weight in service
			Bed depth 1.2 m	Bed depth 1.5 m	Bed depth 1.2 m	Bed depth 1.5 m				
(mm)	(mm)	(mm)	(mm)		(mm)		(mm)	kg	m ³	kg
1050	700	1000	2380	2680	1700	2000	730	285	3.21	3000
1200	700	1000	2400	2700			940	385	4.2	3900
1400	830	900	2420	2720			1080	420	5.68	5300
1600	830	950	2520	2820			1230	460	7.69	7150
1800	900	920	2570	2870			1390	515	9.58	8750
2000	950	760	2660	2960			1550	625	12.9	11250
2200	950	750	2690	2990			1860	774	15.3	13130
2350	1050	680	2800	3100			1850	920	17.5	15800
2500	1100	600	2850	3150			2050	1010	25.87	17950
2600	1160	600	2920	3220			2050	1144	26.51	19400
2800	1230	650	3030	3330			2200	1264	30.63	22600
3000	1140	600	2900	3200			2360	1590	32.12	26250

BOBBIN WOUND FILTERS



RODAS 1050 - 1200 FILTERS



HORIZONTAL FILTERS

- Bobbin wound filters made of polyester resin and fibreglass.
- Equipped with pressure gauge, air and water purge valves.
- Ø 140 mm top lid.
- Ø 400 mm side lid.
- Ø 140 sand discharge.
- All filters can be assembled with valve manifold.



Bed depth 0.6 m

Coding options according to table on page 156

Ø Internal diameter	Effective length (K)	Filtration Area	Filtration velocity	Recommended flow	Outlet Ø	Code filter			Valve manifold Manual, 5-valve code for 1 filter	
						2.5 bar	4 bar	6 bar		
mm	mm	m ²	m ³ /h/m ²	m ³ /h	mm					
1050	1900	1.72	20	34	75	05102	07124	07124 PR 06	00771 HZ 10	
			30	52	90	05105	07125	07125 PR 06	00776 HZ 10	
			40	69	110	05108	07126	07126 PR 06	00780 HZ 10	
	2300	2.12	20	42	110	11331	11321	11321 PR 06	00780 HZ 10	
			30	64	125	11332	11322	11322 PR 06	00785 HZ 10	
			40	85	140	11333	11323	11323 PR 06	00789 HZ 10	
	2500	2.32	20	46	110	24842	25016	25016 PR 06	00780 HZ 10	
			30	70	125	24843	25017	25017 PR 06	00785 HZ 10	
			40	93	140	24844	25018	25018 PR 06	00789 HZ 10	
	2700	2.51	20	50	110	11334	11326	11326 PR 06	00780 HZ 10	
			30	75	125	11335	11327	11327 PR 06	00785 HZ 10	
			40	100	140	11336	11328	11328 PR 06	00789 HZ 10	
	3000	2.81	20	56	110	22647	22683	22683 PR 06	00780 HZ 10	
			30	84	140	22648	22684	22684 PR 06	00789 HZ 10	
			40	112	160	22649	20895	20895 PR 06	09177 HZ 10	
	1200	1900	1.96	20	39	110	22650	22685	22685 PR 06	09177 HZ 12
				30	59	125	22651	22686	22686 PR 06	00785 HZ 12
				40	79	140	22652	22687	22687 PR 06	00789 HZ 12
2300		2.42	20	3	110	22653	22688	22688 PR 06	09177 HZ 12	
			30	73	140	22654	22689	22689 PR 06	00789 HZ 12	
			40	97	160	22655	20897	20897 PR 06	09177 HZ 12	
2500		2.65	20	53	125	24845	25019	25019 PR 06	00785 HZ 12	
			30	79	140	24846	25020	25020 PR 06	00789 HZ 12	
			40	106	160	24847	25021	25021 PR 06	09177 HZ 12	
2700		2.87	20	57	125	22656	22690	22690 PR 06	00785 HZ 12	
			30	86	140	22657	22691	22691 PR 06	00789 HZ 12	
			40	115	160	22658	20898	20898 PR 06	09177 HZ 12	
3000		3.21	20	64	125	22659	22692	22692 PR 06	00785 HZ 12	
			30	96	140	22660	22693	22693 PR 06	00789 HZ 12	
			40	129	160	22661	20899	20899 PR 06	09177 HZ 12	


BOBBIN WOUND FILTERS

RODAS 1050 - 1200 FILTERS



TECHNICAL FEATURES

Filter Media Loads and Valve manifold options on pages 159 and 160



STANDARD EQUIPMENT

Laterals 0.3 mm slots	Ø 1050 - 2500
Lateral manhole Ø 400	Ø 1050 - 1200
Top manhole Ø 400	Ø 1400 - 2500
Top manhole Ø 140	Ø 1050 - 1200
Air relief 3/4"	Ø 1050 - 2500
Sand drain Ø 140	Ø 1050 - 2500
Water drain 3/4"	Ø 1050 - 2500

OPTIONS TABLE	Ø (mm)	Pressure (bar)
Sight glass Ø 135 mm ¹⁾	1050 - 2500	2.5 - 4
Vinylester. Ozone use ²⁾	1050 - 2500	2.5 - 4 - 6
Use with salt water ³⁾	1050 - 2500	2.5 - 4 - 6
Use with drinking water ⁴⁾	1050 - 2500	2.5 - 4 - 6
UV resistant. Outdoor use	1050 - 2500	2.5 - 4 - 6

¹⁾ More than one Sight Glass can be placed. The vertical position is standard and the center of the sight glass is placed at the height of the depth bed. The position for the connections can vary and, by default, it is placed 45° left to the connections.

²⁾ Maximum concentration of ozone 0.5 ppm in the water and maximum temperature 40°.

³⁾ Maximum allowed concentration of salt 45 gr/l (seawater).

⁴⁾ A certificate of the material suitable for use with drinking water is included.

K (mm)	Ø P (mm)	F (mm)	C (mm)	E (mm)	T (mm)	Standard Volume m ³	Weight in service kg	Net Weight kg
1900	800	190	760	380	2160	2.95	2530	270
2300			1000	460	2560	3.57	3100	330
2500			1120	500	2760	3.88	3380	355
2700			1240	540	2960	4.20	3670	380
3000			1420	600	3260	4.67	4100	420
1900	900	200	760	380	2130	3.08	3220	310
2300			1000	460	2530	3.73	3960	375
2500			1120	500	2750	4.05	4320	410
2700			1240	540	2950	4.38	4690	440
3000			1420	600	3250	4.86	5240	480

BOBBIN WOUND FILTERS

RODAS 1400 - 1600 - 1800 FILTERS



HORIZONTAL FILTERS

- Bobbin wound filters made of polyester resin and fibreglass.
- Equipped with pressure gauge, air and water purge valves.
- Ø 400 mm top lid.
- Ø 140 sand discharge.
- All filters can be assembled with valve manifold.



Ø Internal diameter	Effective length (K)	Filtration Area	Filtration velocity	Recommended flow	Outlet Ø	Code filter			Valve manifold Manual, 5-valve code for 1 filter	
						2.5 bar	4 bar	6 bar		
mm	mm	m ²	m ³ /h/m ²	m ³ /h	mm					
1400	1900	2.23	20	45	110	24848	25022	25022 PR 06	00780 HZ 14	
			30	67	125	24849	25023	25023 PR 06	00785 HZ 14	
			40	89	140	24850	25024	25024 PR 06	00789 HZ 14	
	2500	3.02	20	60	110	24854	25028	25028 PR 06	00780 HZ 14	
			30	91	140	24855	25029	25029 PR 06	00789 HZ 14	
			40	121	160	24856	25030	25030 PR 06	09177 HZ 14	
	3000	3.67	20	73	125	24860	25034	25034 PR 06	00785 HZ 14	
			30	110	160	24861	25035	25035 PR 06	09177 HZ 14	
			40	147	200	24862	25036	25036 PR 06	09180 HZ 14	
	1600	1900	2.47	20	49	110	22662	22694	22694 PR 06	00780 HZ 16
				30	74	140	22663	22695	22695 PR 06	00789 HZ 16
				40	99	160	22664	20900	20900 PR 06	09177 HZ 16
2500		3.36	20	67	140	24866	25040	25040 PR 06	00789 HZ 16	
			30	101	160	24867	25041	25041 PR 06	09177 HZ 16	
			40	134	200	24868	25042	25042 PR 06	09180 HZ 16	
3000		4.1	20	82	140	22671	22700	22700 PR 06	00789 HZ 16	
			30	123	160	22672	22701	22701 PR 06	09177 HZ 16	
			40	164	200	22673	20903	20903 PR 06	09180 HZ 16	
1800		2500	3.74	20	75	125	24875	25049	25049 PR 06	00785 HZ 18
				30	112	160	24876	25050	25050 PR 06	09177 HZ 18
				40	150	200	24877	25051	25051 PR 06	09180 HZ 18
	3000	4.50	20	92	140	24881	25055	25055 PR 06	00789 HZ 18	
			30	137	160	24882	25056	25056 PR 06	09177 HZ 18	
			40	183	200	24883	25057	25057 PR 06	09180 HZ 18	
	3500	5.41	20	108	140	24887	25061	25061 PR 06	00789 HZ 18	
			30	162	200	24888	25062	25062 PR 06	09180 HZ 18	
			40	216	225	24889	25063	25063 PR 06	09185 HZ 18	
	4000	6.25	20	125	160	24893	25067	25067 PR 06	09177 HZ 18	
			30	187	200	24894	25068	25068 PR 06	09180 HZ 18	
			40	250	225	24895	25069	25069 PR 06	09185 HZ 18	

The filter code does not include filter media or Valve manifold

Bed depth 0.8 and 1 m

Does not include Valve manifold

Coding options according to table on page 156

Optional: Standard American sizes


BOBBIN WOUND FILTERS

RODAS 1400 - 1600 - 1800 FILTERS



TECHNICAL FEATURES

Filter Media Loads and Valve manifold options on pages 159 and 160



STANDARD EQUIPMENT

Laterals 0.3 mm slots	Ø 1050 - 2500
Lateral manhole Ø 400	Ø 1050 - 1200
Top manhole Ø 400	Ø 1400 - 2500
Top manhole Ø 140	Ø 1050 - 1200
Air relief 3/4"	Ø 1050 - 2500
Sand drain Ø 140	Ø 1050 - 2500
Water drain 3/4"	Ø 1050 - 2500

OPTIONS TABLE		Ø (mm)	Pressure (bar)
Sight glass ¹⁾	Ø 135 mm	1050 - 3000	2.5 - 4
Vinylester. Ozon use ¹⁾		1050 - 3000	2.5 - 4 - 6
Use with salt water ²⁾		1050 - 3000	2.5 - 4 - 6
Use with drinking water ³⁾		1050 - 3000	2.5 - 4 - 6
UV resistant. Outdoor use		1050 - 3000	2.5 - 4 - 6

¹⁾ More than one Sight Glass can be placed. The vertical position is standard and the center of the sight glass is placed at the height of the depth bed. The position for the connections can vary and, by default, it is placed 45° left to the connections.

²⁾ Maximum concentration of ozone 0.5 ppm in the water and maximum temperature 40°.

³⁾ Maximum allowed concentration of salt 45 gr/l (seawater).

⁴⁾ A certificate of the material suitable for use with drinking water is included.

Ø (mm)	B (mm)	H (mm)	K (mm)	Ø P (mm)	F (mm)	C (mm)	E (mm)	T (mm)	Standard Volume m ³	Weight in service kg	Net Weight kg
1400	390	1600	1900	1080	270	720	380	2160	4.84	4250	385
			2500			1060	500	2780	6.23	5740	485
			3000			1380	600	3320	7.44	6990	585
1600	475	1830	1900	1230	240	470	475	2220	5.49	5420	450
			2500			1020	500	2820	7.08	7400	570
			3000			1320	600	3360	8.6	9020	685
1800	550	2050	2500	1380	270	1020	380	2820	10.4	9170	680
			3000			1320	460	3320	12.25	11230	805
			3500			1620	500	3850	14.2	13290	930
			4000			1920	540	4350	16	15350	1055

BOBBIN WOUND FILTERS



RODAS 2000 - 2350 FILTERS



HORIZONTAL FILTERS

- Bobbin wound filters made of polyester resin and fibreglass.
- Equipped with pressure gauge, air and water purge valves.
- Ø 400 mm top lid.
- Ø 140 sand discharge.
- All filters can be assembled with valve manifold.



Bed depth 1.2 m

Does not include Valve manifold

Coding options according to table on page 156

Optional: Standard American sizes

Ø Internal diameter	Effective length (K)	Filtration Area	Filtration velocity	Recommended flow	Outlet Ø	Code filter			Valve manifold Manual, 5-valve code for 1 filter	
						2.5 bar	4 bar	6 bar		
2000	2500	4.34	20	87	140	05103	07127	07127 PR 06	00789 HZ 20	
			30	130	160	05106	07128	07128 PR 06	09177 HZ 20	
			40	174	200	05109	07129	07129 PR 06	09180 HZ 20	
	3000	5.3	20	106	140	24899	25073	25073 PR 06	00789 HZ 20	
			30	159	160	24900	25074	25074 PR 06	09177 HZ 20	
			40	212	200	24901	25075	25075 PR 06	09180 HZ 20	
	3500	6.25	20	125	160	05104	07130	07130 PR 06	09177 HZ 20	
			30	187	200	05107	07131	07131 PR 06	09180 HZ 20	
			40	250	225	05110	07132	07132 PR 06	09185 HZ 20	
	4000	7.21	20	144	160	24908	25082	25082 PR 06	09177 HZ 20	
			30	216	200	24909	25083	25083 PR 06	09180 HZ 20	
			40	288	225	24910	25084	25084 PR 06	09185 HZ 20	
	4500	8.16	20	163	200	24914	25088	25088 PR 06	09180 HZ 20	
			30	245	225	24915	25089	25089 PR 06	09185 HZ 20	
			40	326	250	24916	25090	25090 PR 06	19133 HZ 20	
	2350	3000	5.94	20	119	160	24917	25091	25091 PR 06	09177 HZ 23
				30	178	200	24918	25092	25092 PR 06	09180 HZ 23
				40	238	225	24919	25093	25093 PR 06	09185 HZ 23
		3500	7.06	20	141	160	17120	22702	22702 PR 06	09177 HZ 23
				30	212	200	16696	22703	22703 PR 06	09180 HZ 23
				40	282	225	17121	22704	22704 PR 06	09185 HZ 23
		4000	8.17	20	163	200	24926	25100	25100 PR 06	09180 HZ 23
				30	245	225	24927	25101	25101 PR 06	09185 HZ 23
				40	327	250	24928	25102	25102 PR 06	19133 HZ 23
4500		9.28	20	186	200	22674	22705	22705 PR 06	09180 HZ 23	
			30	279	225	22675	22706	22706 PR 06	09185 HZ 23	
			40	371	250	22676	22707	22707 PR 06	19133 HZ 23	
5000		10.4	20	208	200	24935	25109	25109 PR 06	09180 HZ 23	
			30	312	250	24936	25110	25110 PR 06	19133 HZ 23	
			40	416	315	24937	25111	25111 PR 06	-	

* The filter code does not include filter media or Valve manifold

BOBBIN WOUND FILTERS

RODAS 2000 - 2350 FILTERS



TECHNICAL FEATURES

Filter Media Loads and Valve manifold options on pages 159 and 160



STANDARD EQUIPMENT

Laterals 0.3 mm slots	Ø 1050 - 2500
Lateral manhole Ø 400	Ø 1050 - 1200
Top manhole Ø 400	Ø 1400 - 2500
Top manhole Ø 140	Ø 1050 - 1200
Air relief 3/4"	Ø 1050 - 2500
Sand drain Ø 140	Ø 1050 - 2500
Water drain 3/4"	Ø 1050 - 2500

OPTIONS TABLE

	Ø (mm)	Pressure (bar)
Sight glass ¹⁾	Ø 135 mm	2.5 - 4
Vinylester. Ozone use ²⁾	1050 - 3000	2.5 - 4 - 6
Use with salt water ³⁾	1050 - 3000	2.5 - 4 - 6
Use with drinking water ⁴⁾	1050 - 3000	2.5 - 4 - 6
UV resistant. Outdoor use	1050 - 3000	2.5 - 4 - 6

¹⁾ More than one Sight Glass can be placed. The vertical position is standard and the center of the sight glass is placed at the height of the depth bed. The position for the connections can vary and, by default, it is placed 40° left to the connections.

²⁾ Maximum concentration of ozone 0.5 ppm in the water and maximum temperature 40°.

³⁾ Maximum allowed concentration of salt 45 gr/l (seawater).

⁴⁾ A certificate of the material suitable for use with drinking water is included.

Ø (mm)	B (mm)	H (mm)	K (mm)	Ø P (mm)	F (mm)	C (mm)	E (mm)	T (mm)	Standard Volume m ³	Weight in service kg	Net Weight kg
2000	710	2220	2500	1470	500	500	500	2820	13.2	11300	795
			3000			600	3320	15.65	13790	945	
			3500			725	3850	18.1	16280	1100	
			4000			600	4350	20.55	18780	1260	
			4500			600	4880	23	21380	1420	
2350	710	2560	3000	1740	500	800	600	3350	20.25	18300	1150
			3500			700	3850	23	21790	1300	
			4000			600	4380	25.75	25280	1450	
			4500			700	4880	28.5	28880	1600	
			5000			600	5440	32.25	32380	1750	

BOBBIN WOUND FILTERS



RODAS 2500 FILTERS



General features:

- Bobbin wound filters made of polyester resin and fibreglass.
- Equipped with pressure gauge, air and water purge valves.
- Ø 400 mm top lid.
- Ø 140 sand discharge.
- All filters can be assembled with valve manifold.



Bed depth 1.2 m

Does not include Valve manifold

Coding options according to table on page 156

Optional: Standard American sizes

Large filters of more than 3000 mm will be shipped by special delivery. Ask your dealer about additional costs.

Ø Internal diameter	Effective length (K)	Filtration Area	Filtration velocity	Recommended flow	Outlet Ø	Code filter			Valve manifold Manual, 5-valve code for 1 filter
						2.5 bar	4 bar	6 bar	
mm	mm	m ²	m ³ /h/m ²	m ³ /h	mm				
2500	3500	7.34	20	149	160	24938	25112	25112 PR 06	09177 HZ 25
			30	223	200	24939	25113	25113 PR 06	09180 HZ 25
			40	297	225	24940	25114	25114 PR 06	09185 HZ 25
	4000	8.62	20	172	200	22677	22708	22708 PR 06	09180 HZ 25
			30	258	225	22678	22709	22709 PR 06	09185 HZ 25
			40	345	250	22679	22710	22710 PR 06	19133 HZ 25
	4500	9.80	20	196	200	24947	25121	25121 PR 06	09180 HZ 25
			30	294	250	24948	25122	25122 PR 06	19133 HZ 25
			40	392	315	24949	25123	25123 PR 06	-
	5000	10.98	20	220	200	22680	22711	22711 PR 06	09180 HZ 25
			30	329	250	22681	22712	22712 PR 06	19133 HZ 25
			40	439	315	22682	22713	22713 PR 06	-

** The filter code does not include filter media or Valve manifold


BOBBIN WOUND FILTERS

RODAS 2500 FILTERS



TECHNICAL FEATURES

Filter Media Loads and Valve manifold options on pages 159 and 160



STANDARD EQUIPMENT

Filter with laterals

Laterals Ø 3 mm slots	Ø 1050 - 2500
Lateral manhole Ø 400	Ø 1050 - 1200
Top manhole Ø 400	Ø 1400 - 2500
Top manhole Ø 140	Ø 1050 - 1200
Air relief 3/4"	Ø 1050 - 2500
Sand drain Ø 140	Ø 1050 - 2500
Water drain 3/4"	Ø 1050 - 2500

OPTIONS TABLE

	Ø (mm)	Pressure (bar)
Sight glass ^(*)	Ø 135 mm	2.5 - 4
Vinylester, Ozone use ^(**)	1050 - 3000	2.5 - 4 - 6
Use with salt water ^(**)	1050 - 3000	2.5 - 4 - 6
Use with drinking water ^(**)	1050 - 3000	2.5 - 4 - 6
UV resistant, Outdoor use	1050 - 3000	2.5 - 4 - 6

^(*) More than one Sight Glass can be placed. The vertical position is standard and the center of the sight glass is placed at the height of the depth bed. The position for the connections can vary and, by default, it is placed 45° left to the connections.

^(**) Maximum concentration of ozone 0.5 ppm in the water and maximum temperature 40°.

^(**) Maximum allowed concentration of salt 45 gr/l (seawater).

^(**) A certificate of the material suitable for use with drinking water is included.

Ø (mm)	B (mm)	H (mm)	K (mm)	Ø P (mm)	F (mm)	C (mm)	E (mm)	T (mm)	Standard Volume l	Weight in service kg	Net Weight kg
2500	710	2710	3500	1850	500	960	770	3850	28	24320	1505
			4000						31.8	28250	1670
			4500						35.55	32300	1835
			5000						39.3	36230	2000

BOBBIN WOUND FILTERS



BERLIN FILTERS



- Bobbin wound filters made of polyester resin and fibreglass.
- Equipped with pressure gauge, and manual air and water purge valves.
- Ø 400 mm top lid cover.
- Suitable for filtration velocity of 20, 30, 40 and 50 m³/h/m².
- All filters can be assembled with valve manifold.
- Collector arms.



Coding options according to table on page 156

Optional: Standard American sizes

Ø Internal diameter	Filtration Area	Filtration velocity	Recommended flow	Outlet Ø	Code filter		Valve manifold Manual, 5-valve code for 1 filter
					2.5 bar	4 bar	
mm	m ²	m ³ /h/m ²	m ³ /h	mm			
1050	0.87	50	43	Ø75	00545	07134	00771 BB 10
1200	1.13	50	56	Ø90	00546	07135	00776 BB 12

^{*)} The filter code does not include filter media or Valve manifold.


BOBBIN WOUND FILTERS

BERLIN FILTERS



TECHNICAL FEATURES

Filter Media Loads and Valve manifold options on pages 158 and 160



STANDARD EQUIPMENT

Filter with laterals

Top manhole Ø 400	1050 - 1200
Air relief 3/4"	1050 - 1200
Sand drain 2 1/2"	1050 - 1200
Water drain 2 1/2"	1050 - 1200

Ø (mm)	Ø Outlet (mm)	A (mm)	B (mm)	H (mm)	Net Weight kg	Standard Volume m ³
1050	Ø75	500	310	1300	100	1.92
1200	Ø90	550	310	1450	130	2.70

CODING

The filter code is composed of eight digits. The first five digits correspond to the filter code and the last three digits correspond to the model – this information is given in the tables below.

This codification system is used for the Praga, Oslo, Olot, Rodas, Vic, Europe, Vesubio and Delta filters.



Position 1 to 5: Five digit code of the standard product.

Position 6 Specifies the nozzle plate and vinylester options	
0	Filter without nozzle plate
1	Filter with nozzle plate
2	Vinylester finish
3	With plate and vinylester
4	1" double effect priming valve kit
5	1" double effect priming valve kit + plate
6	1" double effect priming valve kit + plate and vinylester
7	2" double effect priming valve kit
8	2" double effect priming valve kit + plate
9	2" double effect priming valve kit + plate and vinylester

Position 7 Specifies side opening options	
0	Without nozzle plates
1	1 Ø 225 mm manhole
2	1 Ø 400 mm manhole
3	2 Ø 225 mm manholes
4	2 Ø 400 mm manholes
5	1 Ø 500 mm manhole

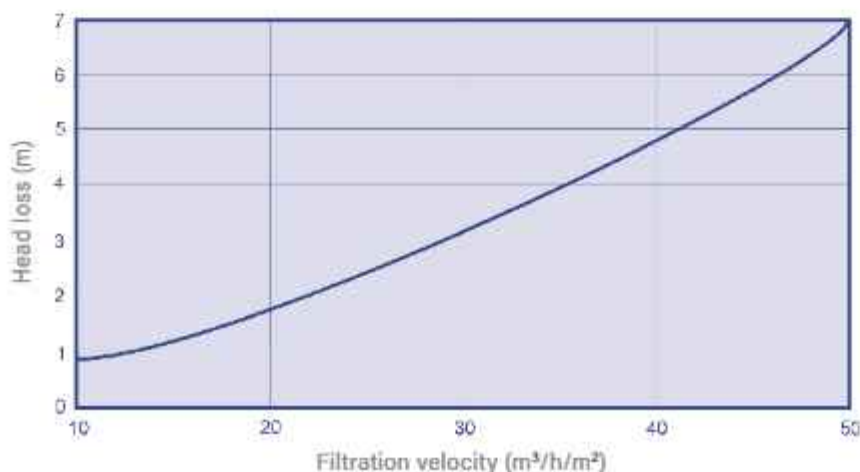
Position 8 Specifies sightglass options	
0	Without sightglasses
1	1 sightglass for laminated filter
2	1 Ø 135 mm sightglass
3	2 Ø 135 mm sightglasses
4	2 Ø 225 mm manholes

Notes: Rodas filters with nozzle plates are not available.
 Ø 500 mm side opening for filters as of Ø 1050 mm.
 Maximum vinylester option of 0.5 ppm.

- Please enquire pricing for various options:
- Vinylester finish
 - Ø 225 mm and Ø 400 mm manhole
 - Sightglass
 - Plate

HEAD LOSS CURVE

Filters from Ø 1050 mm to Ø 3000 mm



FILTER MEDIA

VERTICAL FILTER MEDIA



Apparent Density (kg/m³)

Anthracite 0.8-1.6	800
Sand 0.4-0.8	1400
Gravel 1-2	1500
Grade 1 glass	1250
Grade 2 glass	1250
Grade 3 glass	1250



Anthracite



Gravel



Glass

Ø D (mm)

Model	Media (m ²)	500	650	800	950	1000	1200	
ARTIC	single-layer	Sand 0.4-0.8	225	380	530	830	1015	1360
		Gravel 1-2	50	100	165	260	320	410
	glass media	Grade 1 glass	150	275	375	600	750	1000
		Grade 2 glass	50	75	125	200	250	325
		Grade 3 glass	50	100	150	225	275	350
ARTIC PLUS	single-layer	Sand 0.4-0.8		470	660	1015	1240	1665
		Gravel 1-2		100	165	260	320	410
	glass media	Grade 1 glass		325	475	725	875	1175
		Grade 2 glass		100	150	225	275	375
		Grade 3 glass		125	150	250	300	400
DELTA 1000	single-layer	Sand 0.4-0.8	245	400	640		990	1425
		Gravel 1-2	60	85	156		300	350
	glass media	Grade 1 glass	175	275	450		725	1000
		Grade 2 glass	50	75	150		225	325
		Grade 3 glass	75	100	150		250	350
DELTA 1200	single-layer	Sand 0.4-0.8		450	765		1325	1765
		Gravel 1-2		85	156		300	350
	glass media	Grade 1 glass		325	500		850	1125
		Grade 2 glass		100	175		275	375
		Grade 3 glass		100	175		300	400
DELTA 1000 NOZZLE PLATE	single-layer	Sand 0.4-0.8		400	640		990	1425
		Gravel 1-2		45	80		120	175
	glass media	Grade 1 glass		275	450		725	1000
		Grade 2 glass		75	100		125	225
		Grade 3 glass		75	100		150	225
DELTA 1200 NOZZLE PLATE	single-layer	Sand 0.4-0.8		450	765		1325	1765
		Gravel 1-2		45	80		300	175
	glass media	Grade 1 glass		325	500		850	1125
		Grade 2 glass		75	125		200	300
		Grade 3 glass		75	125		225	350
NORMA	single-layer	Sand 0.4-0.8		450	765		1325	1765
		Gravel 1-2		45	80		300	175
	glass media	Grade 1 glass		325	500		850	1125
		Grade 2 glass		75	125		200	300
		Grade 3 glass		75	125		225	350
	multi-layer	Anthracite 0.8-1.6		120	200		315	450
		Sand 0.4-0.8		160	270		420	610
Gravel 1-2			90	150		240	350	
BEGUR (NORMA DIN)	single-layer	Sand 0.4-0.8		535	815		1270	1830
		Gravel 1-2		50	80		120	175
	glass media	Grade 1 glass		350	550		850	1125
		Grade 2 glass		75	125		200	300
		Grade 3 glass		75	125		225	350
	multi-layer	Anthracite 0.8-1.6		160	240		375	540
		Sand 0.4-0.8		270	410		635	915
			100	160		240	350	

Recommended weights. It can vary depending on the density of the product.

VERTICAL FILTER MEDIA

Apparent Density (kg/m³)

Anthracite 0.8-1.6	800
Sand 0.4-0.8	1400
Gravel 1-2	1500
Grade 1 glass	1250
Grade 2 glass	1250
Grade 3 glass	1250



Anthracite



Gravel



Glass

Ø D (mm)

Model	Media (m ³)	Ø D (mm)												
		1050	1200	1400	1600	1800	2000	2200	2350	2500	2600	2800	3000	
BERLIN 1.2 m bed depth collector arms	single-layer	Sand 0.4-0.8	575	800										
		Gravel 1-2	300	325										
	glass media	Grade 1 glass	500	700										
		Grade 2 glass	275	300										
VESUBIO 1 m bed depth collector arms	single-layer	Sand 0.4-0.8	1125	1350	1850	2723	3175	3650						
		Gravel 1-2	175	275	350	450	550	675						
	glass media	Grade 1 glass	650	775	1075	1575	1850	2125						
		Grade 2 glass	325	400	550	800	925	1075						
		Grade 3 glass	150	250	300	400	475	600						
EUROPA, PRAGA, VIC 1 m bed depth collector arms	single-layer	Sand 0.4-0.8	950	1375	1650	2150	2800	3800	4650	5275	6000			8600
		Gravel 1-2	300	325	450	675	750	1050	1800	1900	2200			3300
	glass media	Grade 1 glass	550	800	975	1250	1625	2225	2725	2075	3500			5025
		Grade 2 glass	275	400	475	625	825	1100	1350	1550	1750			2500
EUROPA, OSLO 1.2 m bed depth collector arms	single-layer	Sand 0.4-0.8	1300	1775	2300	3000	3800	4650	5625	6300	7075			10575
		Gravel 1-2	300	350	500	775	850	1150	1400	1800	1975			3850
	multi-layer	Anthracite 0.8-1.6	450	575	775	1000	1275	1575	1900	2175	2450			3550
		Sand 0.4-0.8	700	800	1025	1375	1750	2125	2550	2925	3350			4825
		Gravel 1-2	300	350	500	775	850	1150	1400	1800	1975			3850
	glass media	Grade 1 glass	1700	2325	3025	3950	5000	6100	7375	8275	9275			13875
		Grade 2 glass	375	525	675	875	1100	1350	1650	1850	2050			3100
EUROPA, PRAGA, VIC 1 m bed depth nozzle plate	single-layer	Sand 0.4-0.8	950	1375	1650	2150	2800	3800	4650	5275	6000			8600
		Gravel 1-2	150	175	250	300	400	500	600	675	775			1100
	glass media	Grade 1 glass	650	900	1100	1425	1875	2500	3075	3475	3950			5675
EUROPA, OSLO, OLOT 1.2 m bed depth nozzle plate	single-layer	Sand 0.4-0.8	1300	1775	2300	3000	3800	4650	5625	6300	7075	8175	9500	10575
		Gravel 1-2	150	175	250	300	400	500	600	675	775	800	925	1100
	multi-layer	Anthracite 0.8-1.6	450	575	775	1000	1275	1575	1900	2175	2450	2550	2950	3550
		Sand 0.4-0.8	700	800	1025	1375	1750	2125	2550	2925	3350	3700	4300	4825
glass media	Grade 1 glass	850	1150	1475	1925	2450	3000	3625	4075	4575			6800	
	Grade 2 glass	425	575	750	975	1225	1500	1825	2050	2300			3400	
OLOT 1.5 m bed depth nozzle plate	multi-layer	Anthracite 0.8-1.6	450	575	775	1000	1275	1575	1900	2175	2450	2550	2950	3550
		Sand 0.4-0.8	725	950	1250	1650	2100	2550	3100	3525	4025	4450	5175	2775
		Gravel 1-2	150	175	250	300	400	500	600	675	775	800	925	1100
		Gravel 2-3	150	175	250	300	400	500	600	675	775	800	925	1100
	Gravel 3-5	150	175	250	300	400	500	600	675	775	800	925	1100	
BLANES (EUROPA DIN)	single-layer	Sand 0.4-0.8			2500	3250	4125	5100						
		Gravel 1-2			250	300	400	475						
	glass media	Grade 1 glass												
		Grade 2 glass												
		Grade 3 glass												
	multi-layer	Anthracite 0.8-1.6			500	775	975	1200						
Sand 0.4-0.8				1250	1650	2100	2550							
Gravel 1-2			475	625	800	975								

Recommended weights. It can vary depending on the density of the product.

FILTER MEDIA

HORIZONTAL FILTER MEDIA



Apparent Density (kg/m³)

Anthracite 0.8-1.6	800
Sand 0.4-0.8	1400
Gravel 1-2	1500
Grade 1 glass	1250
Grade 2 glass	1250
Grade 3 glass	1250



Anthracite



Gravel



Glass

Model	Media (m ³)	Ø D (mm)										
		1900	2300	2500	2700	3000	3500	4000	4500	5000		
1050	single-layer	Sand 0.4-0.8	950	1250	1525	1800	2025					
		Gravel 1-2	350	475	575	700	775					
	glass media	Grade 1 glass	625	825	1000	1175	1325					
		Grade 2 glass	200	275	325	400	450					
		Grade 3 glass	300	425	500	625	675					
1200	single-layer	Sand 0.4-0.8	1100	1425	1750	2075	2325					
		Gravel 1-2	425	550	700	825	925					
	glass media	Grade 1 glass	725	925	1150	1350	1525					
		Grade 2 glass	250	300	375	450	500					
		Grade 3 glass	375	475	625	725	800					
1400	single-layer	Sand 0.4-0.8	2100		2825		3450					
		Gravel 1-2	575		800		1000					
	glass media	Grade 1 glass	1375		1850		2250					
		Grade 2 glass	450		625		750					
		Grade 3 glass	500		700		875					
1600	single-layer	Sand 0.4-0.8	2850		3875		4750					
		Gravel 1-2	600		850		1050					
	glass media	Grade 1 glass	1875		2550		3100					
		Grade 2 glass	625		850		1050					
		Grade 3 glass	700		975		1200					
1800	single-layer	Sand 0.4-0.8			4850		5925	7000	8075			
		Gravel 1-2			975		1225	1475	1700			
	glass media	Grade 1 glass			3175		3875	4600	5300			
		Grade 2 glass			1050		1300	1525	1750			
		Grade 3 glass			850		1075	1300	1500			
2000	single-layer	Sand 0.4-0.8			6575		8025	9475	10925	12375	13825	
		Gravel 1-2			1050		1300	1550	1800	2075	2350	
	glass media	Grade 1 glass			4325		5275	6225	7175	8125	9075	
		Grade 2 glass			1450		1750	2075	2400	2700	3024	
		Grade 3 glass			925		1150	1350	1575	1825	2050	
2350	single-layer	Sand 0.4-0.8					9300	11050	12800	14525	16250	
		Gravel 1-2					2575	3125	3650	4200	4750	
	glass media	Grade 1 glass					6100	7250	8400	9525	10675	
		Grade 2 glass					2025	2425	2800	3175	3550	
		Grade 3 glass					2250	2750	3200	3675	4150	
2500	single-layer	Sand 0.4-0.8						11675	13500	15350	17200	
		Gravel 1-2						3175	3725	4300	4850	
	glass media	Grade 1 glass							7650	8850	10075	11275
		Grade 2 glass							2550	2950	3350	3750
		Grade 3 glass							2775	3250	3775	4250

Recommended weights. It can vary depending on the density of the product.

VALVES MANIFOLD

Manual Manifold. 5 Butterfly Valves



Split-up



- Butterfly valve.
- Regulable opening every 15° with position holding.
- One piece body in PVC-U.
- Fixed in the set with galvanized steel screws.
- Standard flanges DIN 2501.

Electric Manifold. 5 Butterfly Valves



Split-up



- Butterfly valve with electric actuator J+J 80-240V.
- Electronic torque control, with limitation of maximum torque.
- Anti-condensation heating resistor.
- Automatic / manual lever, with manual override.
- Open and closed volt free contacts.
- Indicator LED operating / error.
- Enclosure in anticorrosive polyamide.
- Standard flanges DIN 2501.
- Fixed in the set with galvanized steel screws.

Pneumatic Manifold. 5 Butterfly Valves



Split-up



- Butterfly valve with pneumatic actuator CH-air with limit switch box.
- Rack and pinion drive.
- Valve position visualization.
- NAMUR connection that allows the assembly of the solenoid valve.
- Final position regulation in the actuator ($\pm 5^\circ$).
- Fixed in the set with galvanized steel screws.
- Standard flanges DIN 2501.

Installation details

Tightening torques (Installation)

D (mm)	63	75	90	110	125 - 140	160	200 - 225	250 - 280	315
DN (mm)	50	65	80	100	125	150	200	250	300
Screws	4xM16x120	4xM16x120	4xM16x150	4xM16x160	4xM16x170	4xM20x200	4xM20x210	4xM20x270	4xM20x310
(N.m)	25	25	25	30	35	40	50	80	80

VALVES MANIFOLD CODIFICATION



Ø OUTLET + MODEL + Ø FILTER

CODING EXAMPLES FOR 1 FILTER

-5 valves, manual. Olot filter Ø1200-125 00785 OL 12

CODING EXAMPLES FOR 2 FILTERS

-5 valves, manual 2 filters Prague Ø1600-125 09180 2BS 516

In this case, it's necessary to search the equivalent outlet for two filters with Ø125 according to the filtration speed. For this example, the speed is 50 (indicated by a 5 at the beginning of the last two digits) and the outlet is Ø200. The number of filters is indicated in front of the filter model, in this case, 2.

Model Filter

Model	Code
Berlin	BB
Praga	BS
Vic	VI
Oslo	BA
Olot	OL
Europe	EU
Vesubio	VO
Rodas	HZ

Ø Filter

Model	Code
1050	10
1200	12
1400	14
1600	16
1800	18
2000	20
2350	23
2500	25
2600	26
2800	28
3000	30

Ø Outlet

Manual Manifolds - 4 Valves

63	00747	Manual Manifold 4 Val. D. 63
75	00749	Manual Manifold 4 Val. D. 75
90	00754	Manual Manifold 4 Val. D. 90
110	00758	Manual Manifold 4 Val. D. 110
125	00763	Manual Manifold 4 Val. D. 125
140	00767	Manual Manifold 4 Val. D. 140
160	09205	Manual Manifold 4 Val. D. 160
200	09160	Manual Manifold 4 Val. D. 200
225	09164	Manual Manifold 4 Val. D. 225
250	26244	Manual Manifold 4 Val. D. 250

Electric Manifolds - 4 Valves

63	00747E	Electric Manifold 4 Val. D. 63
75	00749E	Electric Manifold 4 Val. D. 75
90	00754E	Electric Manifold 4 Val. D. 90
110	00758E	Electric Manifold 4 Val. D. 110
125	00763E	Electric Manifold 4 Val. D. 125
140	00767E	Electric Manifold 4 Val. D. 140
160	09205E	Electric Manifold 4 Val. D. 160
200	09160E	Electric Manifold 4 Val. D. 200
225	09164E	Electric Manifold 4 Val. D. 225
250	26244E	Electric Manifold 4 Val. D. 250

Pneumatic manifolds - 4 Valves

63	00747N	Pneumatic Manifold 4 Val. D. 63
75	00749N	Pneumatic Manifold 4 Val. D. 75
90	00754N	Pneumatic Manifold 4 Val. D. 90
110	00758N	Pneumatic Manifold 4 Val. D. 110
125	00763N	Pneumatic Manifold 4 Val. D. 125
140	00767N	Pneumatic Manifold 4 Val. D. 140
160	09205N	Pneumatic Manifold 4 Val. D. 160
200	09160N	Pneumatic Manifold 4 Val. D. 200
225	09164N	Pneumatic Manifold 4 Val. D. 225
250	26244N	Pneumatic Manifold 4 Val. D. 250

Manual Manifolds - 5 Valves

63	00769	Manual Manifold 5 Val. D. 63
75	00771	Manual Manifold 5 Val. D. 75
90	00776	Manual Manifold 5 Val. D. 90
110	00780	Manual Manifold 5 Val. D. 110
125	00785	Manual Manifold 5 Val. D. 125
140	00789	Manual Manifold 5 Val. D. 140
160	09177	Manual Manifold 5 Val. D. 160
200	09180	Manual Manifold 5 Val. D. 200
225	09185	Manual Manifold 5 Val. D. 225
250	19133	Manual Manifold 5 Val. D. 250

Electric Manifolds - 5 Valves

63	00769E	Electric Manifold 5 Val. D. 63
75	00771E	Electric Manifold 5 Val. D. 75
90	00776E	Electric Manifold 5 Val. D. 90
110	00780E	Electric Manifold 5 Val. D. 110
125	00785E	Electric Manifold 5 Val. D. 125
140	00789E	Electric Manifold 5 Val. D. 140
160	09177E	Electric Manifold 5 Val. D. 160
200	09180E	Electric Manifold 5 Val. D. 200
225	09185E	Electric Manifold 5 Val. D. 225
250	19133E	Electric Manifold 5 Val. D. 250

Pneumatic manifolds - 5 Valves

63	00769N	Pneumatic Manifold 5 Val. D. 63
75	00771N	Pneumatic Manifold 5 Val. D. 75
90	00776N	Pneumatic Manifold 5 Val. D. 90
110	00780N	Pneumatic Manifold 5 Val. D. 110
125	00785N	Pneumatic Manifold 5 Val. D. 125
140	00789N	Pneumatic Manifold 5 Val. D. 140
160	09177N	Pneumatic Manifold 5 Val. D. 160
200	09180N	Pneumatic Manifold 5 Val. D. 200
225	09185N	Pneumatic Manifold 5 Val. D. 225
250	19133N	Pneumatic Manifold 5 Val. D. 250

REGENERATIVE MEDIA FILTERS



FMR Regenerative media filters

ASTRALPOOL

FMR regenerative filters are based on a regenerative filtration system designed for efficient and sustainable water purification in public swimming pools. The water filtration system uses perlite as filter media, filtering capacity down to 1 micron and with a low water requirement for backwashing.

The FMR filters are composed of:

- Cylinder and inner collector body made of stainless steel AISI-316.
- Electric vibrator for regeneration.
- Vortex candle cleaning system. (NEW IN 2024)
- Perlite suction system.
- Pressure gauge panel to display the pressure.

Complementary options:

- MANUAL basic control panel.
- AUTOMATIC BYPASS basic control panel.
- Monitored control panel (PRO FMR CONTROL PANEL).
- Control panel monitored with VFD (PRO VFD FMR CONTROL PANEL).
- MANUAL bypass kit.
- AUTOMATIC bypass kit (allows regeneration without stopping recirculation).
- Bypass kit AUT. PRO (Non-stop regeneration of recirculation and sensor monitoring)

	Code	Standard Pack	Standard weight in kg	Standard volume in m ³
FMR FILTER AISI-316 HI450 D.90mm - 7,3m ² - 2,5KG	442101	-	-	-
FMR FILTER AISI-316 HI600 D.110mm - 14m ² - 5KG	442102	-	-	-
FMR FILTER AISI-316 HI600L D.125mm - 18m ² - 6KG	442103	-	-	-
FMR FILTER AISI-316 HI800 D.160mm - 25m ² - 9KG	442104	-	-	-
FMR FILTER AISI-316 HI800L D.200mm - 32m ² - 12KG	442105	-	-	-
FMR FILTER AISI-316 HI1000 D.225mm - 41m ² - 15KG	442106	-	-	-
FMR FILTER AISI-316 HI1000L D.250mm - 53m ² - 19KG	442107	-	-	-
FMR FILTER AISI-316 HI1200 D.250mm - 58m ² - 20KG	442108	-	-	-
FMR FILTER AISI-316 HI1200L D.315mm - 75m ² - 27KG	442109	-	-	-
FMR FILTER AISI-316 HI1400 D.315mm - 81m ² - 28KG	442110	-	-	-
FMR FILTER AISI-316 HI1400L D.315mm - 105m ² - 37KG	442111	-	-	-
FMR FILTER AISI-316 HI1600 D.315mm - 105m ² - 37KG	442112	-	-	-
FMR FILTER AISI-316 HI1600L D.400mm - 136m ² - 48KG	442113	-	-	-

MANUAL KIT BYPASS

ASTRALPOOL



The manual bypass allows any filter maintenance operation to be carried out without interrupting recirculation. It allows backwashing by manoeuvring the valves.

It is delivered assembled and glued with made-to-measure piping ready to be assembled with the filter.

The manual valve battery includes (KIT BYPASS MANUAL):

- Tees, flanges, tubing, screws and gaskets. And the assembly ready to assemble with the filter.
- 3 manual butterfly valves.
- Fittings for connection of inlet and outlet pressure gauges.
- Check valve inlet to filter.
- Valve battery support

	Code	Standard Pack	Standard weight in kg	Standard volume in m ³
KIT BYPASS MANUAL DN90, FMR HI450	452001	-	-	-
KIT BYPASS MANUAL DN110, FMR HI600	452002	-	-	-
KIT BYPASS MANUAL DN125, FMR HI600L	452003	-	-	-
KIT BYPASS MANUAL DN160, FMR HI800	452004	-	-	-
KIT BYPASS MANUAL DN200, FMR HI800L	452005	-	-	-
KIT BYPASS MANUAL DN225, FMR HI1000	452006	-	-	-
KIT BYPASS MANUAL DN250, FMR HI1000L	452007	-	-	-
KIT BYPASS MANUAL DN250, FMR HI1200	452008	-	-	-
KIT BYPASS MANUAL DN315, FMR HI1200L	452009	-	-	-
KIT BYPASS MANUAL DN315, FMR HI1400	452010	-	-	-
KIT BYPASS MANUAL DN315, FMR HI1400L	452011	-	-	-
KIT BYPASS MANUAL DN315, FMR HI1600	452012	-	-	-
KIT BYPASS MANUAL DN400, FMR HI1600L	452013	-	-	-

REGENERATIVE MEDIA FILTERS

AUTOMATIC KIT BYPASS



The automatic bypass allows any maintenance operation to be carried out on the filter without interrupting recirculation. It allows automatic backwashing.

When regenerating, it does not interrupt recirculation, as the bypass is activated automatically.

It is delivered assembled and glued with made-to-measure piping ready to be assembled with the filter.

The automatic valves have a pneumatic actuator, so an air compressor is required.

The automatic valve battery includes (BYPASS AUTOMATIC KIT):

- Tees, flanges, tubing, screws and gaskets.
- 3 automatic valves with pneumatic actuator and 24V solenoid.
- Fittings for connection of inlet and outlet pressure gauges.
- Check valve inlet to filter.
- Valve battery support

	Code	Standard Pack	Standard weight in kg	Standard volume in m ³
KIT BYPASS AUT NEUMATIC DN90, FMR HI-450	452101	-	-	-
KIT BYPASS AUTO NEUMATIC DN110, FMR HI-600	452102	-	-	-
KIT BYPASS AUTO NEUMATIC DN125, FMR HI-600L	452103	-	-	-
KIT BYPASS AUTO NEUMATIC DN160, FMR HI-800	452104	-	-	-
KIT BYPASS AUTO NEUMATIC DN200, FMR HI-800L	452105	-	-	-
KIT BYPASS AUTO NEUMATIC DN225, FMR HI-1000	452106	-	-	-
KIT BYPASS AUTO NEUMATIC DN250, FMR HI-1000L	452107	-	-	-
KIT BYPASS AUTO NEUMATIC DN250, FMR HI-1200	452108	-	-	-
KIT BYPASS AUTO NEUMATIC DN315, FMR HI-1200L	452108	-	-	-
KIT BYPASS AUTO NEUMATIC DN315, FMR HI-1400	452110	-	-	-
KIT BYPASS AUTO NEUMATIC DN315, FMR HI-1400L	452111	-	-	-
KIT BYPASS AUTO NEUMATIC DN315, FMR HI-1600	452112	-	-	-
KIT BYPASS AUTO NEUMATIC DN400, FMR HI-1600L	452113	-	-	-

AUTOMATIC PRO KIT BYPASS



(Based on BYPASS AUT KIT, including pressure sensors and recirculation flow sensor for PRO FMR CONTROL PANEL).

	Code	Standard Pack	Standard weight in kg	Standard volume in m ³
KIT BYPASS PRO AUT NEUM DN90, FMR HI-450	452201	-	-	-
KIT BYPASS PRO AUT NEUM DN110, FMR HI-600	452202	-	-	-
KIT BYPASS PRO AUT NEUM DN125, FMR HI-600L	452203	-	-	-
KIT BYPASS PRO AUT NEUM DN160, FMR HI-800	452204	-	-	-
KIT BYPASS PRO AUT NEUM DN200, FMR HI-800L	452205	-	-	-
KIT BYPASS PRO AUT NEUM DN225, FMR HI-1000	452206	-	-	-
KIT BYPASS PRO AUT NEUM DN250, FMR HI-1000L	452207	-	-	-
KIT BYPASS PRO AUT NEUM DN250, FMR HI-1200	452208	-	-	-
KIT BYPASS PRO AUT NEUM DN315, FMR HI-1200L	452209	-	-	-
KIT BYPASS PRO AUT NEUM DN315, FMR HI-1400	452210	-	-	-
KIT BYPASS PRO AUT NEUM DN315, FMR HI-1400L	452211	-	-	-
KIT BYPASS PRO AUT NEUM DN315, FMR HI-1600	452212	-	-	-
KIT BYPASS PRO AUT NEUM DN400, FMR HI-1600L	452213	-	-	-

REGENERATIVE MEDIA FILTERS



BASIC FMR CONTROL PANEL



The filter regeneration control panel BASIC FMR CONTROL PANEL consists of a basic control panel and PLC for automatic filter regeneration.

Manual model: The filter regeneration is pre-programmed every 4 hours. At the moment of regeneration, the recirculation of the pool will be automatically interrupted for the pre-programmed 10 minutes.

The basic manual panel includes:

- Cabinet mounted (panel).
- Selectors, pushbuttons and operation indicator lights.
- Automaton for regeneration control and filter management.
- Relay for interrupting the pumps of the external pump panel.

Automatic model: Filter regeneration is pre-programmed every 4 hours. At the time of regeneration, it will automatically activate the automatic bypass (essential element not included) and will not interrupt the recirculation of the pool for the pre-programmed 10 minutes.

The basic automatic panel includes:

- Cabinet mounted (panel).
- Selectors, pushbuttons and operation indicator lights.
- Automaton for regeneration control and filter management.
- Relay to act on the automatic bypass.

	Code	Standard Pack	Standard weight in kg	Standard volume in m ³
MANUAL BASIC CONTROL PANEL	461001	-	-	-
AUTOMATIC BYPASS BASIC CONTROL PANEL	461101	-	-	-



PRO FMR CONTROL PANEL -



Filter control and monitoring peripherals

The PRO FMR CONTROL PANEL filter regeneration control panel consists of a PLC control unit with touch screen and analogue and digital inputs and outputs. It can be connected via ethernet or wifi for remote access. It controls the regeneration and management of the filter in a fully automatic way.

PRO model: Filter regeneration is pre-programmed every 4 hours. At the time of regeneration, it will automatically activate the automatic bypass (essential element not included) and will not interrupt the recirculation of the pool during the pre-programmed 10 minutes.

The PRO panel includes:

- Assembled panel (panel).
- Ventilation system.
- Pump selectors and emergency stop button.
- Control PLC for the management of the complete purification system.
- Automatic bypass control
- Protection and programming of treatment and recirculation/filtration pumps.

	Code	Standard Pack	Standard weight in kg	Standard volume in m ³
WPP-CTRL-0200	461201	-	-	-

REGENERATIVE MEDIA FILTERS



PRO VFD FMR CONTROL PANEL -

Filter control, monitoring peripherals with drives



The PRO VFD FMR CONTROL PANEL filter regeneration control panel consists of a PLC control unit with touch screen and analogue and digital input and outputs. It can be connected via ethernet or wifi for remote access. It controls the regeneration and management of the filter in a fully automatic way. It includes a bather user management system that regulates the speed of the filtration pumps through the frequency variators, depending on the number of users in real time.

PRO-VDF model: Filter regeneration is pre-programmed every 4 hours. At the time of regeneration, it automatically activates the automatic bypass (essential element not included) and does not interrupt the recirculation of the pool for the pre-programmed 10 minutes. It manages the speed of the pumps with the frequency variators (included).

The PRO panel includes:

- Assembled panel (panel).
- Ventilation system.
- Pump selectors and emergency stop button.
- Control PLC for the management of the complete purification system.
- Automatic bypass control
- Protection and programming of treatment and recirculation/filtration pumps.
- Frequency inverters for recirculation/filtration pumps.

	Code	Standard Pack	Standard weight in kg	Standard volume in m ³
PRO VFD CONTROL PANEL / 1x PUMP <4KW	461301	-	-	-
PRO VFD CONTROL PANEL / 1x PUMP 4-15KW	461302	-	-	-
PRO VFD CONTROL PANEL / 2x PUMPS <4KW	461303	-	-	-
PRO VFD CONTROL PANEL / 2x PUMPS 4-15KW	461304	-	-	-
PRO VFD CONTROL PANEL / 3x PUMPS <4KW	461305	-	-	-
PRO VFD CONTROL PANEL / 3x PUMPS 4-15KW	461306	-	-	-
PRO VFD CONTROL PANEL / 4x PUMPS <4KW	461307	-	-	-
PRO VFD CONTROL PANEL / 4x PUMPS 4-15KW	461308	-	-	-
PRO VFD CONTROL PANEL / 5x PUMPS <4KW	461309	-	-	-
PRO VFD CONTROL PANEL / 5x PUMPS 4-15KW	461310	-	-	-

REGENERATIVE MEDIA FILTERS

AUTOMATIC PURGE KIT



SET OF ELEMENTS TO PURGE BY CONDUCTIVITY.

The purge kit allows the water quality to be maintained without exceeding the concentration defined in the setpoint of the PRO panel.

It is installed between the pump and filter, preferably connected to the bypass The kit consists of:

- Double inlet collar, assembled with 50cm PVC pipe
- Motorised PVC valve
- Conductivity graft probe with cable

	Code	Standard Pack	Standard weight in kg	Standard volume in m ³
KIT AUTOMATIC PURGE DN-90-1" 24-240V II 50Hz	471001	-	-	-
KIT AUTOMATIC PURGE DN-110-1" 24-240V II 50Hz	471002	-	-	-
KIT AUTOMATIC PURGE DN-125-1" 24-240V II 50Hz	471003	-	-	-
KIT AUTOMATIC PURGE DN-160-1" 24-240V II 50Hz	471004	-	-	-
KIT AUTOMATIC PURGE DN-200-1 1/2" 24-240V II 50Hz	471005	-	-	-
KIT AUTOMATIC PURGE DN-250-1 1/2" 24-240V II 50Hz	471006	-	-	-
KIT AUTOMATIC PURGE DN-312-2" 24-240V II 50Hz	471007	-	-	-
KIT AUTOMATIC PURGE DN-400-2" 24-240V II 50Hz	471008	-	-	-

BALANCE TANK CONTROL KIT



The tank control kit enables automatic filling of the compensation tank, sends signals to stop the pumps in the event of minimum water level and overflow alarm. And it transmits the flow rate by sensor.

It provides the information to the PRO and PRO-VFD panel.

It is installed in the mains pipe that feeds the compensation tank and the probe is immersed in the water of the compensation tank.

The kit consists of:

- Manifold mounted with 50cm of 63mm PVC pipe.
- 2" metal valve
- 5-24V graft-on flow sensor with collar on mounted manifold pipe.
- 2" metal solenoid valve
- Submersible level transmitter 4-20mA

	Code	Standard Pack	Standard weight in kg	Standard volume in m ³
BALANCE TANK CONTROL KIT 2"	472001	-	-	-

REGENERATIVE MEDIA PERLITE



Regenerative filter media composed of selected and processed Perlite for filter filtration.
Paper sacks of 13kg (60lts)



	Code	Standard Pack	Standard weight in kg	Standard volume in m ³
PERLITE MEDIA FILTER (60lts) 13 KG.	40001		13	0,06

REGENERATIVE MEDIA FILTERS



FMR PRODUCT SELECTION



FMR REGENERATIVE MEDIA FILTER

+


MANUAL KIT BYPASS + MANUAL BASIC CONTROL PANEL

AUTOMATIC KIT BYPASS + AUTOMATIC BYPASS BASIC CONTROL PANEL




AUTOMATIC KIT BYPASS (with pressure and flow sensors) + PRO CONTROL PANEL

PRO VFD CONTROL PANEL



FILTRATION



POOLS

PUMPS

172 VARIABLE SPEED PUMPS

172 Victoria Plus Silent VS

173 SELF-PRIMING PUMPS

173 Victoria Plus Silent

174 Kivu

175 CENTRIFUGAL PUMPS

175 Maxim

176 Colorado with prefilter

177 Colorado without prefilter

178 Kivu

179 Aral Plus C-3000

181 Aral Plus C-1500

183 STRAINERS

183 Strainer in polypropylene and fibreglass

183 Strainer in polyester and fibreglass 33 l capacity

183 Strainer in polyester and fibreglass 60 l capacity

184 Strainer in polyester and fibreglass with sight glass lid 33 l capacity

184 Strainer in polyester and fibreglass with sight glass lid 60 l capacity

185 Kivu strainers

185 Astramax strainers

185 Aral Plus strainers

186 Strainers in stainless steel

187 VALVES AND HOSES

187 Check valves

187 Vibration absorbent brushing

188 AIR BLOWERS

188 Air blowers

ASTRALPOOL PUMPS

EXCELLENCE AT THE HEART OF POOLS

At AstralPool, we don't just strive for good performance or innovative products but for the highest quality & reliability. Because what really makes the difference in the world of pumps is that everything goes the right way, as pumps are the heart of the pool.

And the only way to achieve this is through excellence every step of the way, from conceptualization to industrialization.

RELIABILITY IN DESIGN AND MANUFACTURING



A 30-YEAR-OLD EXPERTISE

At AstralPool, we have more than 30 years of experience designing, manufacturing, and supervising every aspect of the whole process in-house.

With our 5 worldwide R&D centers and factories in Europe, we are giving the best of ourselves to produce high-quality pumps as our customers deserve nothing but the best.

Our expertise has led us to become one of the market leaders, more than 0.5 million pumps delivered annually to the pool industry.



EUROPEAN ENGINEERING & MANUFACTURING

We use the latest technologies such as computer-aided design and engineering (CAD/CAE), flow and mechanical simulations (CFD/FEA) to deliver high-performing, reliable and efficient pumps.

Our more than a year long prototyping and industrialization processes, in which everything is adjusted to its detail, piece by piece, mould by mould, assure us that all products are equally perfect.

During all the processes, we ensure that the quality of our pumps meets our expectations. This is why we develop with more than 500 R&D tests and more than 200 endurance tests annually. Additionally, we test 100% of our pumps produced in our own factory under the quality certification of ISO 9001.



BEST IN CLASS SERVICE

Our dedicated team is here to offer an efficient & close service to support our customers during the whole journey through a committed sales team, detailed product training, wide logistic network and all the organization focused on customer satisfaction.

Thanks to our more than 100 Fluidra Pro centers and direct presence in more than 35 countries, we are committed to bringing proximity, service, and flexibility.

Want to know more about AstralPool pumps? Check our video by flashing this QR code.



A WIDE RANGE TO MEET EVERY NEED

ASTRALPOOL 


MAXIM



KIVU



ARAL PLUS

A UNIQUE TRACK RECORD

Many emblematic institutions around the world have trusted us for their pumps. We provide pumps for all kind of installations: swimming pools, aquariums, wellness, spas, fountains and lagoons.



ASIAN GAMES — INDONESIA



NEWCASTLE GREAT EXHIBITION OF THE NORTH — UNITED KINGDOM



AQUATICUM WATER PARK — HUNGARY

VARIABLE SPEED PUMPS

VICTORIA PLUS SILENT VS



VICTORIA PLUS SILENT VS

The Victoria Plus Silent pump for residential pools comes with two motor powers, has variable speeds and can be automatically controlled.

This pump has been designed for both new-build pools and as a replacement for pumps already fitted. Significant power savings can be made thanks to the use of variable speeds and the timer.

The pump is compatible with the Fluidra Connect platform.

It has a built-in HMI controller with the possibility of mounting it on a wall for better usability.

Bathers experience a greater feeling of well-being due to the reduced noise level.

There are digital inputs and outputs for the smooth running of all pool units, such as the salt chlorinator and heat pump. It includes a power factor correction function for reducing current flow. It does not require an external power pack for Fluidra Connect.

- Excellence in energy savings
- High comfort
- Optimized filtration quality

	Code	Standard Pack	Standard weight in kg	Standard volume in m ³
Victoria Plus Silent VS 100	67547	1	19	0.087
Victoria Plus Silent VS 200	67548	1	22	0.087

TECHNICAL FEATURES

	67547			67548		
	LOW	MEDIUM	HIGH	LOW	MEDIUM	HIGH
Speed (rpm)	1400	2100	2750	1400	2100	2750
Voltage (V)	220-240	220-240	220-240	220-240	220-240	220-240
Frequency (Hz)	50/60	50/60	50/60	50/60	50/60	50/60
Power (W)	170	470	1030	258	750	1560
Current (A)	1	2.2	4.5	1.4	3.4	7.1
Flow rate (m ³ /h)	8.2	12.4	16.7	11.1	18.8	25.5
Pressure (m)	2.7	5.1	10	3.2	6.2	10
Efficiency (l/Wh)	48.3	26.4	16.2	43	25	16.3
Max. working pressure (m)	4	9	15.5	4	9.4	16.3
Noise (dB)	45	53	61	51	58	66



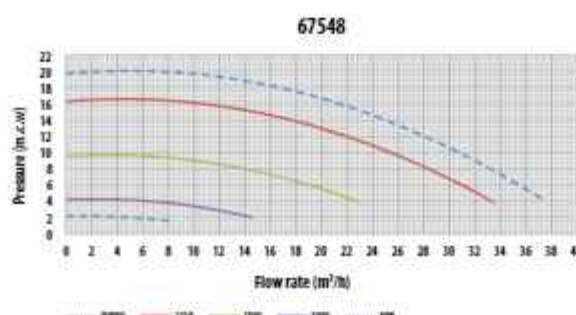
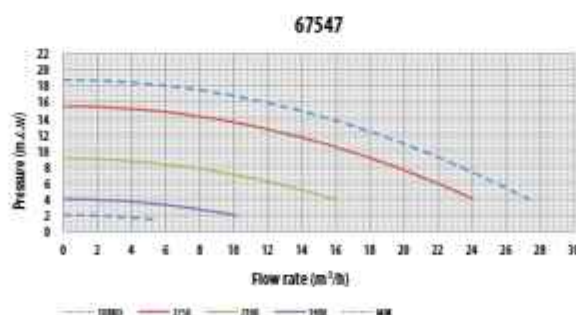
Installation and control:



HMI control system on pump

HMI control system on wall

PERFORMANCE



Menu-driven adjustments and settings



Intuitive weekly timer settings



Pre-set and adjustable speeds



Power consumption and savings display

SELF-PRIMING PUMPS

VICTORIA PLUS SILENT

ASTRALPOOL



A self-priming pump with single-phase and three-phase motors. A prefilter is mounted on the body of the pump to prevent foreign bodies from entering it that may damage its hydraulic parts. The motors supplied come with an IP-55 protection rating and have been prepared to withstand hot environments and high levels of humidity. GS marking. The main characteristics of Victoria Plus Silent are:

- Low noise level: between 61 dB and 70 dB.
- Easy to use: Prefilter cap with 2 levers included (no spanner needed).
- Compatibility: Fully compatible in pools fitted with a Victoria Plus pump.
- Larger front bearing for improved axial thrust.
- PVC accessories assembly included in pump.



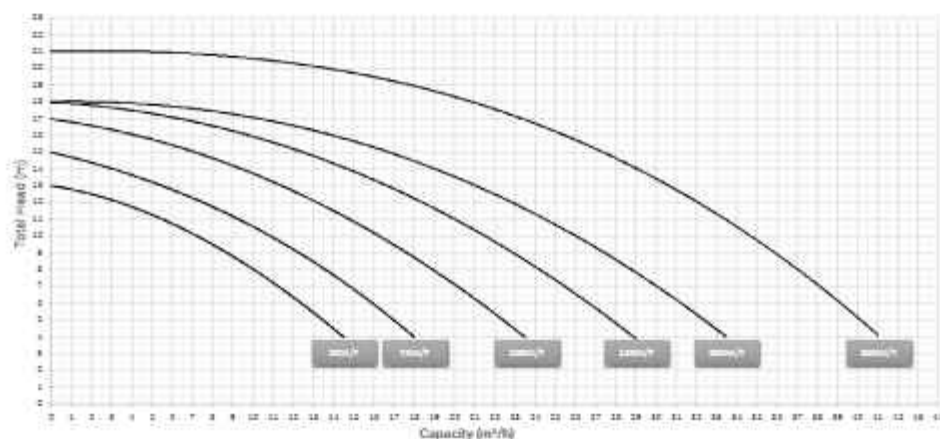
	Code	Standard Pack	Standard weight in kg	Standard volume in m ³
Victoria Plus Silent 50M	65557	1	12	0.07
Victoria Plus Silent 50T	65558	1	12	0.07
Victoria Plus Silent 75M	65560	1	13	0.07
Victoria Plus Silent 75T	65561	1	13	0.07
Victoria Plus Silent 100M	65562	1	14	0.07
Victoria Plus Silent 100T	65563	1	14	0.07
Victoria Plus Silent 150M	65564	1	17	0.07
Victoria Plus Silent 150T	65565	1	17	0.07
Victoria Plus Silent 200M	65566	1	18	0.07
Victoria Plus Silent 200T	65567	1	19	0.07
Victoria Plus Silent 300M	65569	1	23	0.07
Victoria Plus Silent 300T	65570	1	19	0.07

TECHNICAL FEATURES

REF	MODEL	Voltage	Flow at H _n	Nominal Head	Maximum Head	Maximum Flow	Motor Rated Output	Maximum Absorbed Power	Pipe Size
		U _n V	Q _n m ³ /h	H _n m	H _{max} m	Q _{max} m ³ /h	P ₂₅ kW	P _{max} kW	D mm
65557	50M	230	7.5	10	13	14.5	0.38	0.58	D50
65558	50T	230/400	7.5	10	13	14.5	0.38	0.55	D50
65560	75M	230	11	10	15	18	0.56	0.72	D50
65561	75T	230/400	11	10	14	18	0.56	0.72	D50
65562	100M	230	16	10	17	23.5	0.75	0.98	D50
65563	100T	230/400	16	10	17	23.5	0.75	1.02	D50
65564	150M	230	21.5	10	18	29	1.12	1.40	D63
65565	150T	230/400	21.5	10	18	29	1.12	1.40	D63
65566	200M	230	26	10	18	33.5	1.49	1.80	D63
65567	200T	230/400	26	10	18	33.5	1.49	1.80	D63
65569	300M	230	35	10	21	41	2.24	2.59	D75
65570	300T	230/400	35	10	21	41	2.24	2.40	D75

Maximum flow at Head of 4 m.c.w.

PERFORMANCE



SELF-PRIMING PUMPS



KIVU



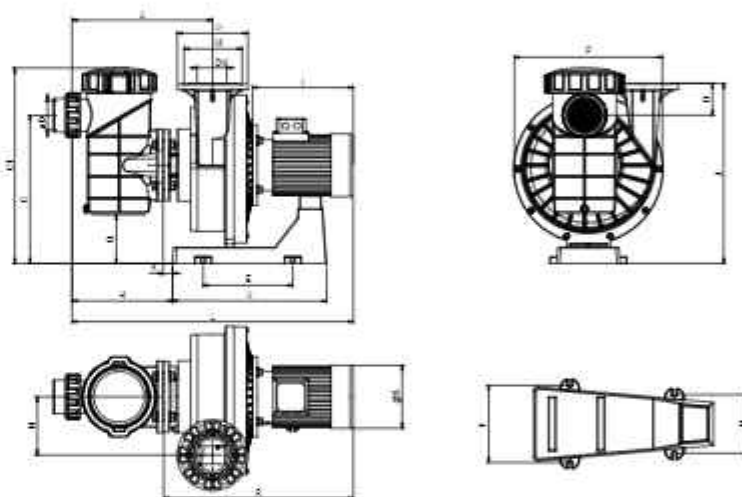
High performance plastic self-priming pump for high flow rates (1500 rpm).

- 3 power modes: 3 HP, 4 HP and 5.5 HP.
- Low sound level: as low as 59 dBA.
- Hydraulic efficiency without prefilter 78% (as per ISO 9906 standard).
- High quality mechanical seal for salt water.
- IEC high efficiency motors (IE3).
- Standard motor shaft (compatibility with any pump manufacturer).
- Pump comes with pre-filter (in 2 packages: pump + prefilter).



Optional:
60 Hz pumps (code
XXXX-0810).

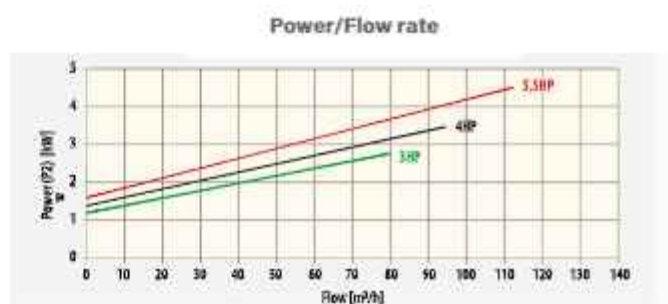
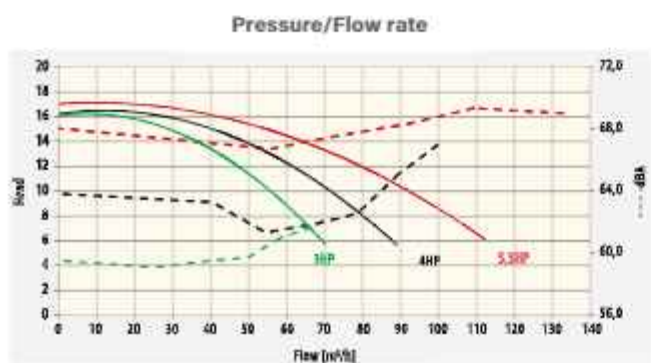
	Code	Standard Pack	Standard weight in kg	Standard volume in m ³
Kivu 3 HP 230/400V 50Hz + prefilter	66047	1	56.4	0.35
Kivu 3 HP 400/690V 50Hz + prefilter	63042	1	56.4	0.35
Kivu 4 HP 230/400V 50Hz + prefilter	66048	1	59.4	0.35
Kivu 4 HP 400/690V 50Hz + prefilter	63043	1	59.4	0.35
Kivu 5.5 HP 230/400V 50Hz + prefilter	66049	1	66.4	0.35
Kivu 5.5 HP 400/690V 50Hz + prefilter	63044	1	66.4	0.35



TECHNICAL FEATURES

Code	Power	A	D	DI	DNi	C	CI	E	F	G	H	I	J	K	L	M	N	O	P	Q	R	Ma	Mi
	HP	mm																					
63042 66047	3	440	90	220	100 - 4"	462	610	279	206	480	313	320	561	29.5	882	157	181.5	100	460	154	590	-	180
63043 66048	4	440	90	220	100 - 4"	462	610	279	206	480	313	320	561	29.5	882	157	181.5	100	460	154	590	-	180
63044 66049	5.5	440	90	220	100 - 4"	462	610	279	206	480	313	345	561	156	906	157	181.5	100	460	154	621	-	180

PERFORMANCE CURVES WITHOUT PREFILTER



CENTRIFUGAL PUMPS

MAXIM

ASTRALPOOL

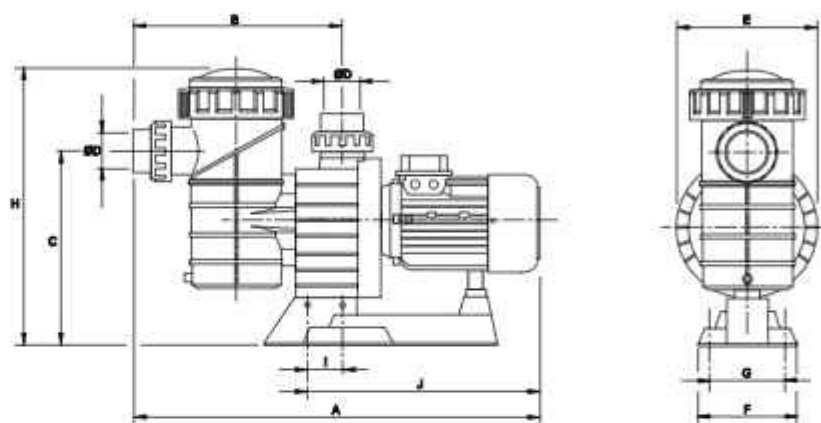


Pump body and supports in plastic, AISI-316 stainless steel motor shaft with double insulation. Motor has IP-55 protection rating. Prefilter basket with a capacity of 8 litres. Transparent prefilter lid.



Optional:
60 Hz pumps
(code XXXX-0810).

	Code	Standard Pack	Standard weight in kg	Standard volume in m ³
Maxim 3.5 HP	08003	1	32	0.184
Maxim 4.5 HP	08004	1	34	0.184
Maxim 5.5 HP	08005	1	37	0.184

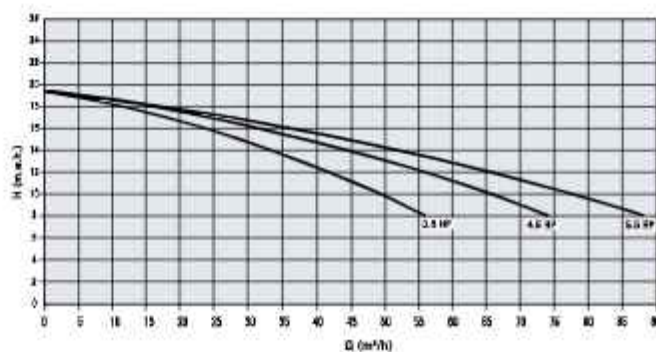


TECHNICAL FEATURES

Code	Power	Connection	Voltage	mwc					
				8	10	12	14	16	19.5
08003	3.5 HP	3" threaded joint	230/400 V III	56	50	42	34	23	0
08004	4.5 HP		230/400 V III	74	66	57	46	30	0
08005	5.5 HP		230/400 V III	88	78	67	53	34	0

Model	Type	Voltage	A mm	B mm	C mm	Ø D mm	E mm	F mm	G mm	H mm	I mm	J mm
08003	3.5	230/400	815	430	385	90	287	200	140	530	65	468
08004	4.5	230/400	815	430	385	90	287	200	140	530	65	468
08005	5.5	230/400	847	430	385	90	287	200	140	530	65	500

PERFORMANCE CURVES



CENTRIFUGAL PUMPS

COLORADO with prefilter

ASTRALPOOL

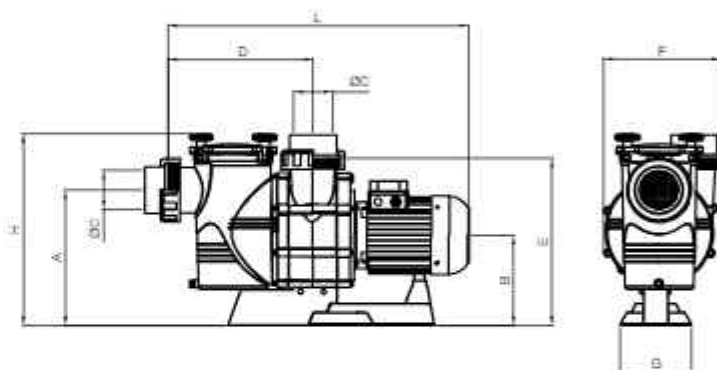


3000 rpm plastic centrifugal electric pumps with prefilter for pools, perfect for large, low-pressure flow rates. Prefilter with transparent lid and wishbone closure; easy access. Pump bodies and prefilter manufactured in fibreglass-reinforced polypropylene. Plastic turbine. Pump shaft and prefilter basket in stainless steel. IE2 motors with 3000 rpm IP-55 protection at 230/400 V or 400/690 V and 50 Hz. From 4 HP to 12.5 HP.

	Code	Standard Pack	Standard weight in kg	Standard volume in m ³
4 HP, 230/400 V	44706-120	1	56	0.252
5.5 HP, 230/400 V	44707-120	1	56	0.252
7.5 HP, 230/400 V	44708-120	1	57	0.252
7.5 HP, 400/690 V	44709-120	1	57	0.252
10 HP, 230/400 V	44710-120	1	68	0.252
10 HP, 400/690 V	44711-120	1	68	0.252
12.5 HP, 230/400 V	44712-120	1	72	0.252
12.5 HP, 400/690 V	44713-120	1	72	0.252

Possibility of placing orders with the following variations:

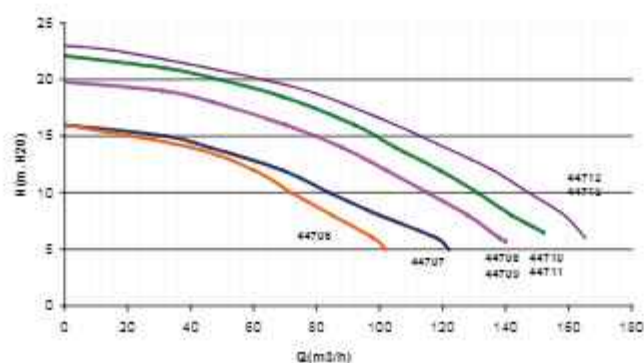
- bronze turbine
- stainless steel turbine (AISI 316-L).
- Viton mechanical seals.



TECHNICAL FEATURES

Code	VOLTAGE (V)	Power		Dimensions (mm)								
		kW	HP	A	B	BC	D	E	F	G	H	L
44706-120	230/400	2.9	4	375	255	90	405	470	330	200	535	820
44707-120	230/400	4	5.5	375	255	110	405	470	330	200	535	840
44708-120	230/400	5.5	7.5	375	255	110	405	470	330	200	535	840
44709-120	400/690											
44710-120	230/400	7.4	10	375	255	110	405	470	330	200	535	910
44711-120	400/690											
44712-120	230/400	9.2	12.5	375	255	110	405	470	330	200	535	955
44713-120	400/690											

PERFORMANCE CURVES



CENTRIFUGAL PUMPS

COLORADO without prefilter

ASTRALPOOL



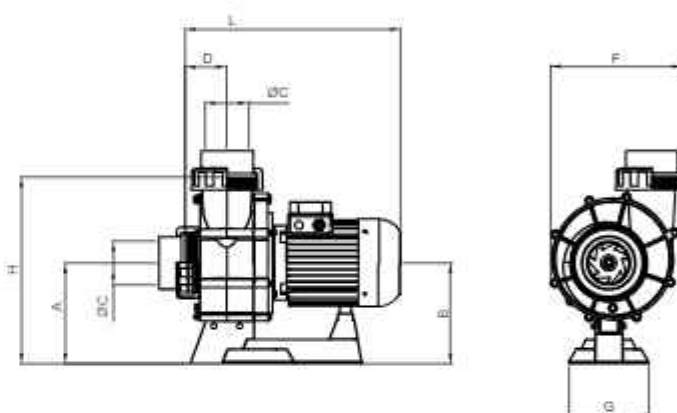
3000 rpm plastic centrifugal electric pumps with no prefilter for pools, perfect for large, low-pressure flow rates. Pump bodies manufactured in fibreglass-reinforced polypropylene. Plastic turbine. Stainless steel pump shaft. IE2 motors with 3000 rpm IP-55 protection at 230/400 V or 400/690 V and 50Hz. From 7.5 HP to 12.5 HP.

	Code	Standard Pack	Standard weight in kg	Standard volume in m ³
4 HP, 230/400 V	44714-120	1	39	0.166
4 HP, 230/400 V	44715-120	1	44	0.166
7.5 HP, 230/400 V	44716-120	1	50	0.166
7.5 HP, 400/690 V	44717-120	1	50	0.166
10 HP, 230/400 V	44718-120	1	61	0.166
10 HP, 400/690 V	44719-120	1	61	0.166
12.5 HP, 230/400 V	44720-120	1	65	0.166
12.5 HP, 400/690 V	44721-120	1	65	0.166

Possibility of placing orders with the following variations:

- bronze turbine
- stainless steel turbine (AISI 316-L).
- Viton mechanical seals.

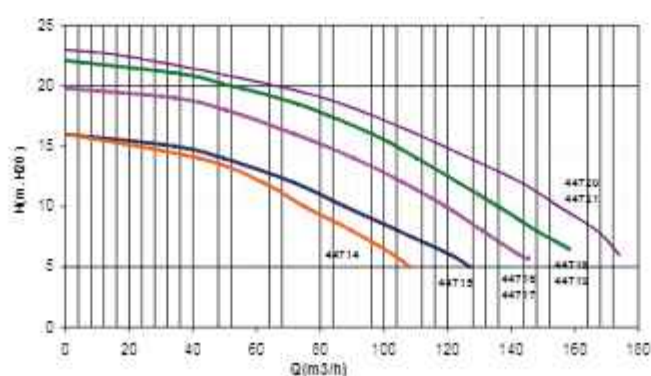
Available in power modes from 4 to 12.5 HP.



TECHNICAL FEATURES

Code	VOLTAGE (V)	Power		Dimensions (mm)							
		kW	HP	A	B	ØC	D	F	G	H	L
44714-120	230/400	2.9	4	255	255	90	105	330	200	470	510
44715-120	230/400	4	5.5	355	355	110	105	330	200	470	530
44716-120	230/400	5.5	7.5	255	255	110	105	330	200	470	530
44717-120	400/690										
44718-120	230/400	7.4	10	255	255	110	105	330	200	470	600
44719-120	400/690										
44720-120	230/400	9.2	12.5	255	255	110	105	330	200	470	645
44721-120	400/690										

PERFORMANCE CURVES



CENTRIFUGAL PUMPS



KIVU



Kivu Pump



Kivu pump
Side view

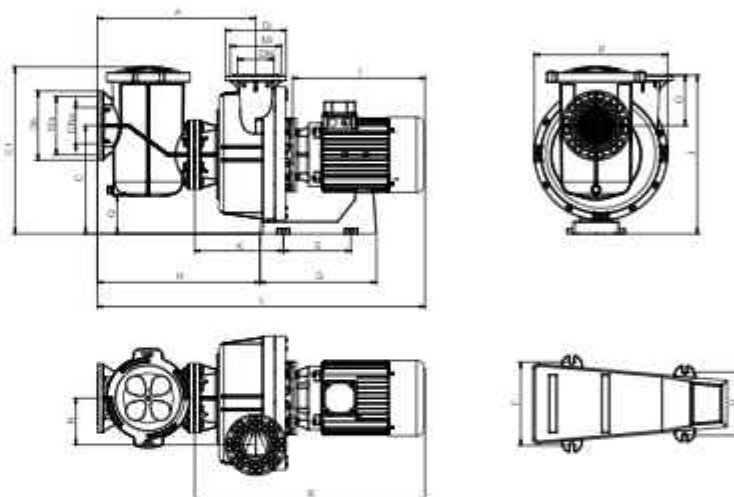
High performance plastic centrifugal pump for public pools that works at 1500 rpm.

- 3 power modes: 7.5 HP, 10 HP and 15 HP.
- Low sound level: as low as 66 dBA.
- Hydraulic efficiency without prefilter 85% (9906 ISO standard).
- High quality mechanical seal for salt water.
- IEC high efficiency motors (IE3).
- Standard motor shaft (compatibility with any pump manufacturer).
- Product with GS marking.
- Pump comes with pre-filter (in 2 packages: pump + prefilter).



Optional:
60 Hz pumps
(code XXXX-0810).

	Code	Standard Pack	Standard weight in kg	Standard volume in m ³
Kivu 7.5 HP 230/400 V 50Hz + prefilter	56633	1	107.4	0.43
Kivu 7.5 HP 400/690 V 50Hz + prefilter	56634	1	107.4	0.43
Kivu 10 HP 230/400 V 50Hz + prefilter	56635	1	117.9	0.45
Kivu 10 HP 400/690 V 50Hz + prefilter	56637	1	117.9	0.45
Kivu 15 HP 230/400 V 50Hz + prefilter	56638	1	151.2	0.49
Kivu 15 HP 400/690 V 50Hz + prefilter	56639	1	151.2	0.49

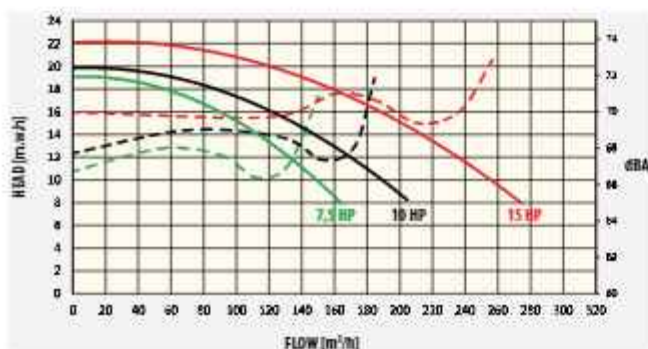


TECHNICAL FEATURES

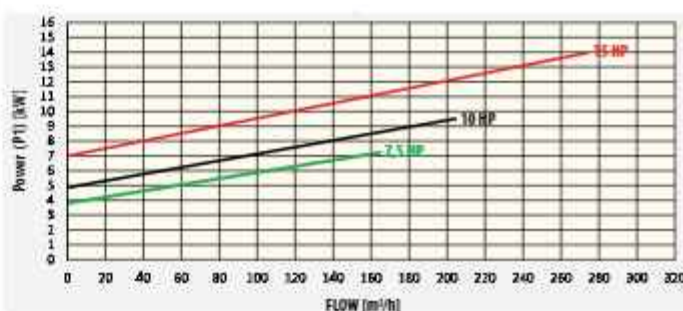
Code	Power HP	A	DA	DI	DNA	DNI	C	CI	E	F	G	H	I	J	K	L	M	N	O	P	Q	R	Ma	Mi
		mm																						
56633 56634	7.5	653	285	250	150 - 6"	125 - 5"	446	688	279	206	290	540	410	653	141	1215	157	192	208	550	157	815	240	210
56635 56637	10	653	285	250	150 - 6"	125 - 5"	446	688	279	206	290	540	445	653	141	1250	157	192	208	550	157	850	240	210
56638 56639	15	653	285	250	150 - 6"	125 - 5"	446	688	279	206	290	670	510	653	271	1315	157	192	208	550	157	915	240	210

PERFORMANCE CURVES WITHOUT PREFILTER

Pressure/Flow rate



Power/Flow rate



CENTRIFUGAL PUMPS



ARAL PLUS C-3000

ASTRALPOOL

NEW
2024

The pump series ARAL PLUS C-3000 made in cast iron and it specifically designed for public pools. Featuring a standard 2-pole motor design that operates at 3000rpm, up to 12,5HP.

The impeller made in bronze and all components in contact with water undergo a cataphoresis treatment, significantly extending the lifespan of the cast iron by providing a robust barrier against corrosion and oxidation, ensuring durability and sustained performance over time.

- IP55
- Standard motor (EN IEC 60034-7)
- Cataphoresis treatment
- Flow rate: up to 180 m³/h
- Power rate: from 3HP a 12,5HP
- Motor: 50Hz/3000 rpm. Available also at 60Hz (code XXXX-0810)

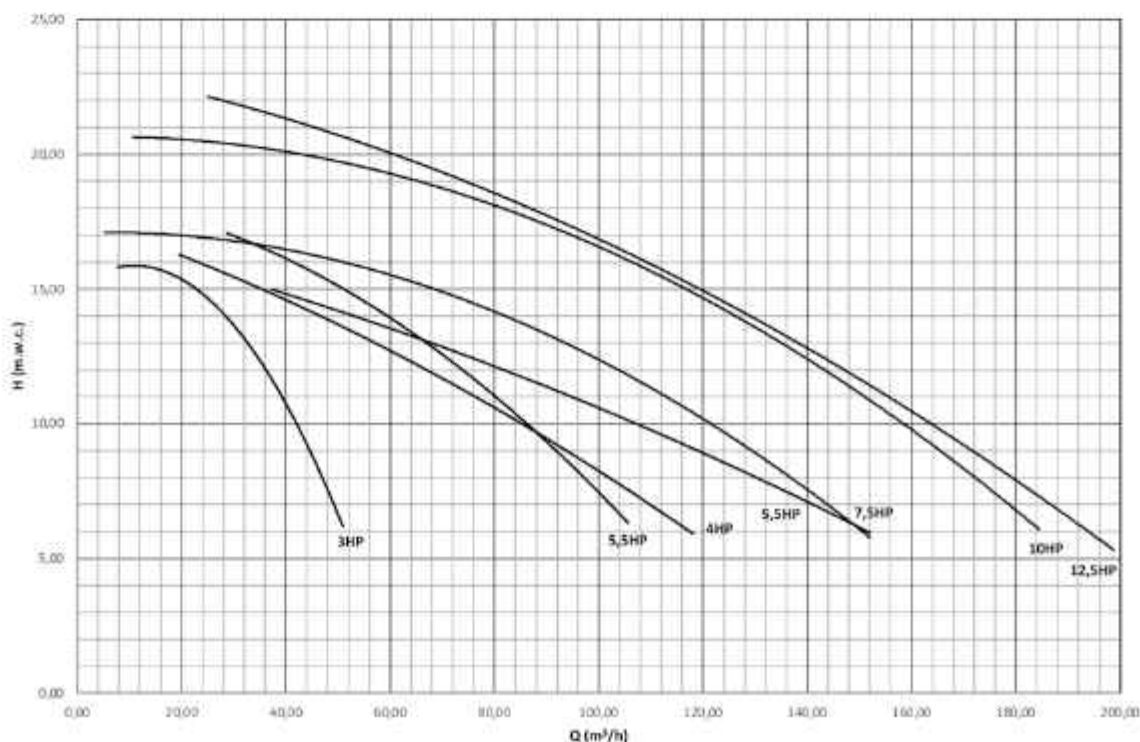
MATERIALS

- Pump housing: Cast iron
- Shaft: Stainless steel AISI 316L
- Impeller: Bronze
- Mechanical Seal: Carbon + Ceramics
- Screws: Stainless steel AISI 304
- Pre-filter basket: AISI 304

Optional:
60 Hz pumps
(code XXXX-0810)

More technical
specifications on the
next page

	Code	Standard Pack	Standard weight in kg	Standard volume in m ³
ARAL PLUS C-3000 3HP 230/400 50Hz	76917	1	55	0,172
ARAL PLUS C-3000 4HP 230/400 50Hz	76918	1	68	0,172
ARAL PLUS C-3000 4HP 400/690 50Hz	76919	1	68	0,172
ARAL PLUS C-3000 5,5HP DN100-100 230/400 50Hz	76920	1	77	0,206
ARAL PLUS C-3000 5,5HP DN100-100 400/690 50Hz	76921	1	77	0,206
ARAL PLUS C-3000 5,5HP DN125-100 230/400 50Hz	76922	1	90	0,206
ARAL PLUS C-3000 5,5HP DN125-100 400/690 50Hz	76923	1	90	0,206
ARAL PLUS C-3000 7,5HP 230/400 50Hz	76924	1	99	0,206
ARAL PLUS C-3000 7,5HP 400/690 50Hz	76925	1	99	0,206
ARAL PLUS C-3000 10HP 400/690 50Hz	76926	1	104	0,206
ARAL PLUS C-3000 12,5HP 400/690 50Hz	76927	1	113	0,206



CENTRIFUGAL PUMPS

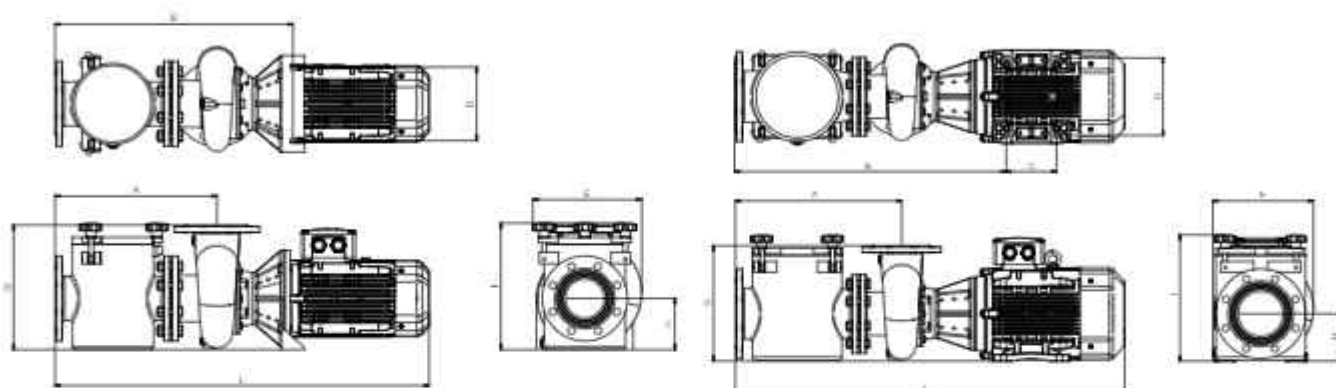
ARAL PLUS C-3000



TECHNICAL FEATURES

76917 / 76918 / 76919 / 76920 / 76921 / 76922 / 76923

76924 / 76925 / 76926 / 76927



Code	Power			Suction Connection	Delivery Connection	mwc								
		A	A			6	8	10	12	14	16	18	20	22
76917	2.20 kW (3 HP)	7,6	4,3	80	3" BSP	51	47	42	38	27	8	-	-	-
76918	3 kW (4 HP)	9,9	5,7	100	100	118	105	85,8	70	49	20	-	-	-
76919	3 kW (4 HP)	5,7	3,3	100	100	118	105	85,8	70	49	20	-	-	-
76920	4.00 kW (5.5 HP)	13,0	7,4	100	100	106	99	85	76	58	41	-	-	-
76921	4.00 kW (5.5 HP)	7,4	4,3	100	100	106	99	85	76	58	41	-	-	-
76922	4.00 kW (5.5 HP)	13,0	7,4	125	100	152	130	110	81	55	-	-	-	-
76923	4.00 kW (5.5 HP)	7,4	4,3	125	100	152	130	110	81	55	-	-	-	-
76924	5.5 kW (7.5 HP)	17,6	10,1	125	100	152	136	123	106	81	55	5	-	-
76925	5.5 kW (7.5 HP)	10,1	5,9	125	100	152	136	123	106	81	55	5	-	-
76926	7.5 kW (10 HP)	13,5	7,8	125	100	195	172	158	143	126	106	82	43	-
76927	9.2 kW (12.5 HP)	16,6	9,6	125	100	194	179	163	147	129	109	87	61	26

Code	Suction Connection	Delivery Connection	Dimensions (mm)								
			A	B	C	D	E	G	H	I	L
76917	80	3" BSP	382	555	-	140	266	263	132	327	857
76918	100	100	419	616	-	190	281	322	132	327	968
76919	100	100	419	616	-	190	281	322	132	327	996
76920	100	100	419	616	-	190	281	322	132	327	996
76921	100	100	419	616	-	190	281	322	132	327	996
76922	125	100	464	661	-	190	281	322	132	352	1041
76923	125	100	464	661	-	190	281	322	132	352	1041
76924	125	100	464	756	140	216	281	322	132	352	1086
76925	125	100	464	756	140	216	281	322	132	352	1086
76926	125	100	464	756	140	216	281	322	132	352	1086
76927	125	100	464	756	178	216	281	322	132	352	1108

CENTRIFUGAL PUMPS

ASTRALPOOL

NEW
2024

ARAL PLUS C-1500

The ARAL PLUS C-1500 made in cast iron and it specifically designed for public pools. Its four-poles, 1450rpm, design motor up to 25HP, is meticulously crafted for high-performance, offering large flows optimal for substantial pools while maintaining low level of noise during its operation.

All components in contact with water undergo a cataphoresis treatment, significantly extending the lifespan of the cast iron by providing a robust barrier against corrosion and oxidation, ensuring durability and sustained performance over time.

Also available with bronze impeller.

- IP55
- Standard motor (EN IEC 60034-7)
- Cataphoresis treatment
- Flow rate: up to 340 m³/h
- Power rate: from 3HP a 25HP
- Motor: 50Hz/1450 rpm. Available also at 60 Hz (code XXXX-0810)

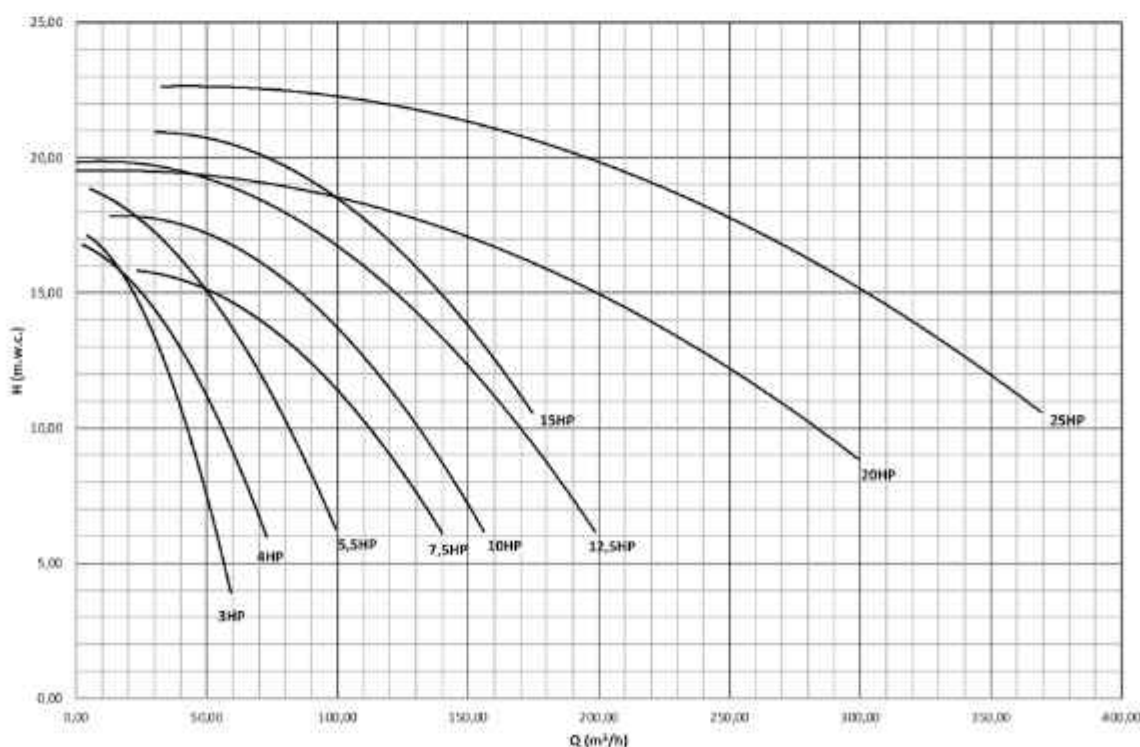
MATERIALS

- Pump housing: Cast iron
- Shaft: Stainless steel AISI 316L
- Impeller: Cast iron (also available with bronze impeller)
- Mechanical Seal: Carbon + Ceramics
- Screws: Stainless steel AISI 304
- Pre-filter basket: AISI 304

Optional:
60 Hz pumps
(code XXXXX-0810)

More technical
specifications on the
next page

	Code	Standard Pack	Standard weight in kg	Standard volume in m ³
ARAL PLUS C-1500 3HP 230/400 50Hz	76905	1	89	0,244
ARAL PLUS C-1500 4HP 230/400 50Hz	76906	1	103	0,327
ARAL PLUS C-1500 4HP 400/690 50Hz	76907	1	103	0,327
ARAL PLUS C-1500 5,5HP 230/400 50Hz	76908	1	111	0,327
ARAL PLUS C-1500 5,5HP 400/690 50Hz	76909	1	111	0,327
ARAL PLUS C-1500 7,5HP 230/400 50Hz	76910	1	143	0,327
ARAL PLUS C-1500 7,5HP 400/690 50Hz	76911	1	143	0,327
ARAL PLUS C-1500 10HP 400/690 50Hz	76912	1	153	0,461
ARAL PLUS C-1500 12,5HP 400/690 50Hz	76913	1	213	0,461
ARAL PLUS C-1500 15HP 400/690 50Hz	76914	1	243	0,471
ARAL PLUS C-1500 20HP 400/690 50Hz	76915	1	298	0,550
ARAL PLUS C-1500 25HP 400/690 50Hz	76916	1	314	0,550



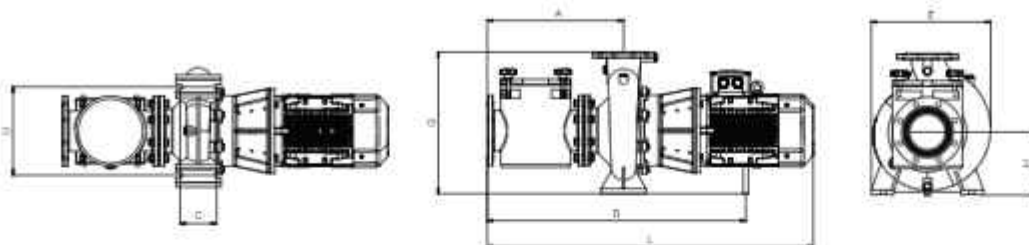
CENTRIFUGAL PUMPS

ARAL PLUS C-1500



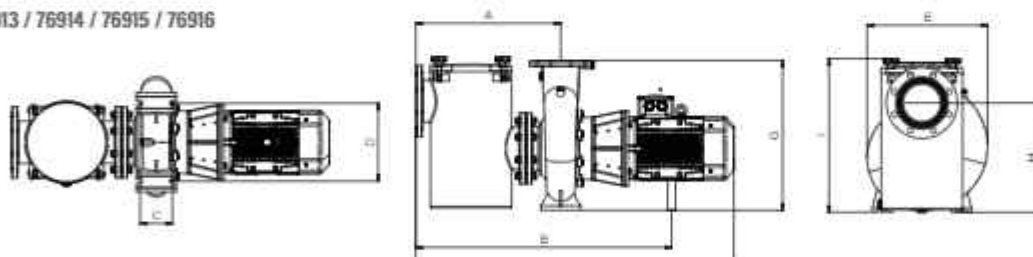
TECHNICAL FEATURES

76905 / 76906 / 76907 / 76908 / 76909 / 76910 / 76911 / 76912



Code	Power			Suction Connection	Delivery Connection	mwc								
		A	A			6	8	10	12	14	16	18	20	22
76905	2.20 kW (3 HP)	7.9	4.5	100	50	54	46	42	36	28	17	-	-	-
76906	3 kW (4 HP)	10.5	6	100	80	73	66	55	46	33	11	-	-	-
76907	3 kW (4 HP)	6.1	3.5	100	80	73	66	55	46	33	11	-	-	-
76908	4 kW (5.5 HP)	13.8	7.9	100	80	99	91	82	70	58	42	19	-	-
76909	4 kW (5.5 HP)	7.9	4.6	100	80	99	91	82	70	58	42	19	-	-
76910	5.5 kW (7.5 HP)	18.6	10.7	125	100	140	128	114	97	67	23	-	-	-
76911	5.5 kW (7.5 HP)	10.7	6.2	125	100	140	128	114	97	67	23	-	-	-
76912	7.5 kW (10 HP)	14.3	8.3	125	100	156	145	131	117	97	73	13	-	-
76913	9.2 kW (12.5 HP)	17.5	10.1	150	100	199	185	170	154	131	112	77	-	-
76914	11 kW (15 HP)	20.4	11.8	150	100	-	-	175	163	146	125	102	73	-
76915	15 kW (20 HP)	27.3	15.8	200	125	-	299	287	260	222	175	126	-	-
76916	18.5 kW (25 HP)	33.5	19.4	200	125	-	-	369	349	324	293	244	184	101

76913 / 76914 / 76915 / 76916



Code	Suction Connection	Delivery Connection	Dimensions (mm)								
			A	B	C	D	E	G	H	I	L
76905	100	50	400	726	95	250	340	405	180	-	908
76906	100	80	425	815	130	315	404	480	200	-	1024
76907	100	80	425	815	130	315	404	480	200	-	1024
76908	100	80	425	823	130	315	404	480	200	-	1053
76909	100	80	425	823	130	315	404	480	200	-	1053
76910	125	100	486	922	130	315	426	505	225	-	1163
76911	125	100	486	922	130	315	426	505	225	-	1163
76912	125	100	486	933	130	315	426	505	225	-	1185
76913	150	100	586	1033	130	315	426	505	417	610	1285
76914	150	100	586	1191	130	315	426	505	417	610	1394
76915	200	125	668	1317	130	315	487	605	490	698	1521
76916	200	125	668	1319	130	315	487	605	490	698	1578

STRAINERS



STRAINER in polypropylene and fibreglass

ASTRALPOOL

Flanges drilled according to DIN-2501 Standard. Supplied with 3 piece coupling at the inlet. 8 litre capacity.
Inlet size: Ø 90 mm and outlet Ø 110 mm.

	Code	Standard Pack	Standard weight in kg	Standard volume in m ³
Strainer	09879	1	8.4	0.098



STRAINER in polyester and fibreglass 33 l capacity

ASTRALPOOL

Flanges drilled according to DIN-2501 Standard. Hoop type clamp. Drain plug. Maximum working pressure: 1.5 bar.

	Code	Standard Pack	Standard weight in kg	Standard volume in m ³
33 l Capacity				
Connections Ø 90 mm, 37 m ³ /h	04656	1	27	0.180
Connections Ø 110 mm, 55 m ³ /h	04657	1	27	0.180
Connections Ø 125 mm, 72 m ³ /h	04658	1	27	0.180
Connections Ø 140 mm, 90 m ³ /h	04659	1	27	0.180



STRAINER in polyester and fibreglass 60 l capacity

ASTRALPOOL

Flanges drilled according to DIN-2501 Standard. Hoop type clamp. Drain plug. Maximum working pressure: 1.5 bar.

	Code	Standard Pack	Standard weight in kg	Standard volume in m ³
60 l Capacity				
Connections Ø 160 mm, 118 m ³ /h	10886	1	39	0.357
Connections Ø 200 mm, 184 m ³ /h	10887	1	39	0.357
Connections Ø 225 mm, 233 m ³ /h	10888	1	39	0.357

STRAINERS



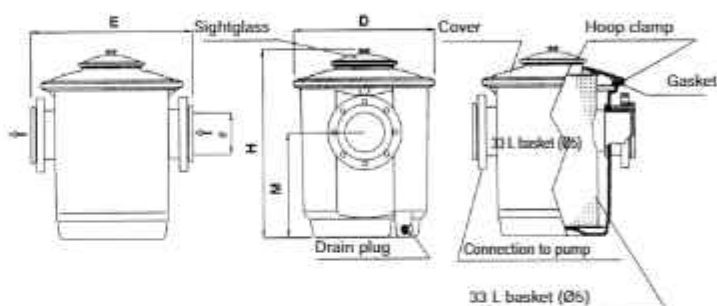
STRAINER in polyester and fibreglass with sight glass lid 33 l capacity

Flanges drilled according to DIN-2501 Standard. Hoop type clamp. Drain plug. Maximum working pressure: 1.5 bar.

	Code	Standard Pack	Standard weight in kg	Standard volume in m ³
33 l Capacity				
Connections Ø 90 mm, 37 m ³ /h	15644	1	27	0.180
Connections Ø 110 mm, 55 m ³ /h	15645	1	27	0.180
Connections Ø 125 mm, 72 m ³ /h	15646	1	27	0.180
Connections Ø 140 mm, 90 m ³ /h	15647	1	27	0.180
Strainer 3", 37 m ³ /h	15648	1	27	0.180
Strainer 4", 55 m ³ /h	15649	1	27	0.180

TECHNICAL FEATURES

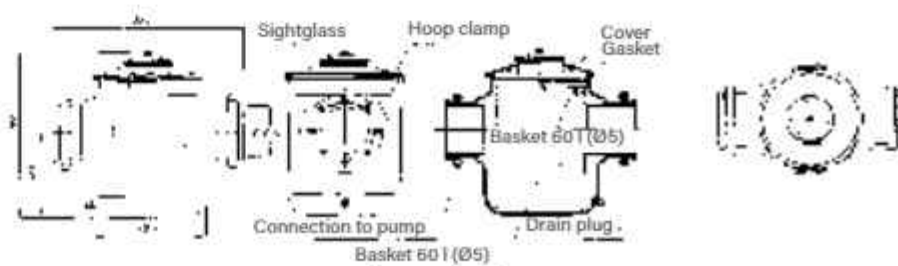
Code	15644	15645	15646	15647	15648	15649
H	635	635	635	635	635	635
D	475	475	475	475	475	475
M	353	353	353	353	353	353
Ø	90	110	125	140	3"	4"
E	500	516	532	546	500	516



STRAINER in polyester and fibreglass with sight glass lid 60 l capacity

Flanges drilled as per DIN-2501 Standard. Hoop type clamp. Drain plug. Maximum working pressure: 1.5 bar.

	Code	Standard Pack	Standard weight in kg	Standard volume in m ³
60 l Capacity				
Connections Ø 160 mm, 118 m ³ /h	15650	1	39	0.357
Connections Ø 200 mm, 174 m ³ /h	15651	1	39	0.357
Connections Ø 225 mm, 233 m ³ /h	15652	1	39	0.357
Strainer 6", 118 m ³ /h	15653	1	39	0.357
Strainer 8", 233 m ³ /h	15654	1	39	0.357



STRAINERS

KIVU STRAINERS



Flanges drilled to standard DIN-2501. Quick closing lid. Polypropylene basket. Drain plug. Maximum working pressure 1.5 bar.



	Code	Standard Pack	Standard weight in kg	Standard volume in m ³
25 l Capacity				
6" Connections DN 150	56733	1	9.9	0.08

ASTRAMAX STRAINERS



Strainer for Astramax pump. Body in ABS and fibreglass. With transparent lid and anti-corrosive strainer basket. Suction 2¼" male thread. Connection to pump 2¾" female thread.



	Code	Standard Pack	Standard weight in kg	Standard volume in m ³
Strainer Astramax pump	16104	1	1.5	0.017

ARAL PLUS STRAINERS



Made in cast iron and strainer made in AISI-304. Working pressure 2 bar. Flange connection are manufactured in accordance with DIN-2501 Standard.

MATERIALS

- Pre-filter housing and cover: Cast Iron.
- Strainer basket: Stainless Steel AISI-304.



	Code	Standard Pack	Standard weight in kg	Standard volume in m ³
ARAL PLUS STRAINER D210 65/65	76936	1	19.5	0.035
ARAL PLUS STRAINER D210 80/28	76937	1	20.5	0.035
ARAL PLUS STRAINER D210 80/80	76938	1	20.5	0.035
ARAL PLUS STRAINER D210 100/65	76939	1	20.5	0.035
ARAL PLUS STRAINER D210 100/80	76940	1	21	0.035
ARAL PLUS STRAINER D210 100/100	76930	1	21.5	0.035
ARAL PLUS STRAINER D250 125/100	76931	1	35	0.044
ARAL PLUS STRAINER D250 125/125	76932	1	36	0.044
ARAL PLUS STRAINER D330 150/125	76933	1	76	0.115
ARAL PLUS STRAINER D330 150/150	76941	1	77	0.115
ARAL PLUS STRAINER D410 200/150	76934	1	96	0.185
ARAL PLUS STRAINER D410 200/200	76935	1	98	0.185

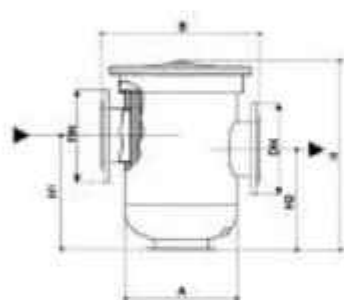
STRAINERS

STRAINERS IN STAINLESS STEEL

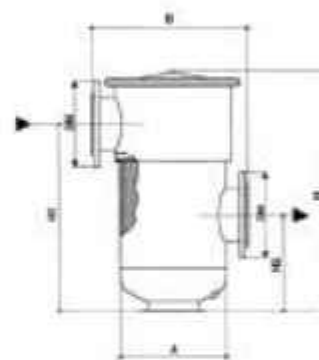


With removable basket. Housing in AISI-304 and strainer basket in AISI-316. Models come in varying diameters to suit pump suction (impeller protection). Rough straining for different installations.

	Code	Standard Pack	Standard weight in kg	Standard volume in m ³
S.S. strainer DN 100 with PVC flange	21461	1	17.5	0.06
S.S. strainer DN 100 TF with PVC flange	21462	1	21.6	0.09
S.S. strainer DN 125 with PVC flange	21463	1	19.0	0.06
S.S. strainer DN 125 TF with PVC flange	21464	1	23.0	0.09
S.S. strainer DN 150 with PVC flange	21465	1	24.8	0.08
S.S. strainer DN 150 TF with PVC flange	21466	1	31.0	0.13
S.S. strainer DN 200 with PVC flange	21467	1	25.4	0.08
S.S. strainer DN 200 TF with PVC flange	21468	1	31.6	0.13



STANDARD model



TF model

TECHNICAL FEATURES

Code	Diameter		Pressure (bar)	External volume					Material	Interior basket			Total weight
	Input connection	Relief		Dimensions (mm)						Dimensions (mm)			
				A	B	H	H1	H2		Ø	H	Perforation	
21461	DN 100	1/2"	3	292	410	520	294	254	AISI 316	270	350	6 mm	17.6
21462	DN 100	1/2"	3	292	425	735	593	308	AISI 316	270	415	6 mm	21.6
21463	DN 125	1/2"	3	292	410	520	294	254	AISI 316	270	350	6 mm	19.0
21464	DN 125	1/2"	3	292	425	735	593	308	AISI 316	270	415	6 mm	23.0
21465	DN 150	1/2"	3	350	450	520	294	254	AISI 316	320	350	6 mm	24.8
21466	DN 150	1/2"	3	350	470	775	595	295	AISI 316	320	415	6 mm	31.0
21467	DN 200	1/2"	3	350	450	520	294	254	AISI 316	320	350	6 mm	25.4
21468	DN 200	1/2"	3	350	470	775	595	295	AISI 316	320	415	6 mm	31.6

VALVES AND HOSES

CHECK VALVES



Nominal pressure 10 kg/cm². Mounted between flanges. Available in PN 16 and PN 25 under special order.

	Code	Standard Pack	Standard weight in kg	Standard volume in m ³
Outlets Ø 50 mm	20239	1	-	-
Outlets Ø 65 mm	20240	1	-	-
Outlets Ø 80 mm	20241	1	-	-
Outlets Ø 100 mm	20242	1	-	-
Outlets Ø 125 mm	20243	1	-	-
Outlets Ø 150 mm	20244	1	-	-
Outlets Ø 200 mm	20245	1	-	-
Outlets Ø 250 mm	20246	1	-	-

VIBRATION ABSORBENT BRUSHING



Flanges in galvanized steel. Elastic material: Polychloroprene. Maximum temperature: 95° C. Nominal pressure: 10 kg/cm² (PN/10).

	Code	Standard Pack	Standard weight in kg	Standard volume in m ³
Outlets Ø 50 mm	20231	1	-	-
Outlets Ø 65 mm	20232	1	-	-
Outlets Ø 80 mm	20233	1	-	-
Outlets Ø 100 mm	20234	1	-	-
Outlets Ø 125 mm	20235	1	-	-
Outlets Ø 150 mm	20236	1	-	-
Outlets Ø 200 mm	20237	1	-	-
Outlets Ø 250 mm	20238	1	-	-

AIR BLOWERS




Air pump designed for spas, baths, hydromassage installations and similar which produces a constant stream of air bubbles at medium and high air volume levels. It can also be used to stir up the filter bed, for example in back wash cycles where a low intensity air current is required.

The filter casing and impeller are made from an injected aluminium alloy whilst the motor spindle is manufactured from stainless steel, with the impeller dynamically balanced and directly adapted to the spindle. The motors, single phase or 3 phase for continuous use, are made from steel in compliance with CEI 2/3 1988 regulations, and feature IP54 external protection and class-F insulation. The standard voltages are 100-120/200-240V for the monophase range and 200-240/380-440V for the triphase models, at 50/60Hz. The pumps can be mounted horizontally or vertically. Moreover, since there is no contact between the mobile parts and the pump static discharges, neither lubrication nor maintenance is necessary and it does not cause wear on the parts.

The turbines have a maximum working temperature of 40°C. Do not use in conjunction with aggressive, inflammable or explosive gases.

TECHNICAL FEATURES

Model	Code	Frequency (Hz)	Voltage (V)	Phase	Flow rate (m ³ /h)	Max. Pressure (mbar)	Standard Weight (kg)	Standard Volume (m ³)
Blower 0.4 kW	33970-2450	50	Δ 200-240 Y 345-415	3	80	130	10	0.045
Blower 0.5 kW		60	Δ 220-275 Y 380-480	3	98	170		
Blower 0.85 kW	35388-2450	50	200-240	1	145	160	17	0.059
Blower 0.95 kW		60	200-240	1	175	160		
Blower 0.85 kW	35387-2450	50	Δ 200-240 Y 345-415	3	145	160	16	0.045
Blower 0.95 kW		60	Δ 220-275 Y 380-480	3	175	160		
Blower 1.3 kW	31090-2450	50	200-240	1	210	170	23	0.059
Blower 1.5 kW		60	200-240	1	255	140		
Blower 1.3 kW	31091-2450	50	Δ 200-240 Y 345-415	3	210	170	22	0.059
Blower 1.5 kW		60	Δ 220-275 Y 380-480	3	255	140		
Blower 1.5 kW	33971-2450	50	200-240	1	210	220	24	0.064
Blower 1.75 kW		60	200-240	1	255	220		
Blower 1.6 kW	31092-2450	50	Δ 200-240 Y 345-415	3	210	220	23	0.064
Blower 2.1 kW		60	Δ 220-275 Y 380-480	3	255	220		
Blower 1.6 kW 2V	35389-2450	50	Δ 200-240 Y 345-415	3	150	300	25	0.087
Blower 2.06 kW 2V		60	Δ 220-275 Y 380-480	3	180	310		
Blower 2.2 kW	31093-2450	50	Δ 200-240 Y 345-415	3	318	230	30	0.097
Blower 2.55 kW		60	Δ 220-275 Y 380-480	3	376	220		
Blower 3.0 kW 2V	31094-2450	50	Δ 200-240 Y 345-415	3	230	410	40	0.126
Blower 3.45 kW 2V		60	Δ 220-275 Y 380-480	3	275	400		
Blower 3.0 kW	31095-2450	50	Δ 200-240 Y 345-415	3	318	280	36	0.097
Blower 3.45 kW		60	Δ 220-275 Y 380-480	3	376	280		
Blower 4.3 kW 2V	31096-2450	50	Δ 345-415 Y 600-720	3	520	600	54	0.217
Blower 4.8 kW 2V		60	Δ 380-480 Y 660-720	3	385	320		
Blower 5.5 kW	31097-2450	50	Δ 345-415 Y 600-720	3	530	320	63	0.16
Blower 6.3 kW		60	Δ 380-480 Y 660-720	3	620	340		
Blower 5.5 kW 2V	33972-2450	50	Δ 345-415 Y 600-720	3	320	515	66	0.201
Blower 6.3 kW 2V		60	Δ 380-480 Y 660-720	3	385	530		
Blower 7.5 kW	31098-2450	50	Δ 345-415 Y 600-720	3	530	400	66	0.16
Blower 8.6 kW		60	Δ 380-480 Y 660-720	3	620	400		
Blower 11 kW 2V	33973-2450	50	Δ 345-415 Y 600-720	3	520	600	104	0.353
Blower 12.6 kW 2V		60	Δ 380-480 Y 660-720	3	620	600		
Blower 12.5 kW	33974-2450	50	Δ 345-415 Y 600-720	3	1050	270	116	0.353
Blower 14.5 kW		60	Δ 380-480 Y 660-720	3	1250	260		





POOLS

WATER TREATMENT PRODUCTS

194 POOL CHEMICALS ASTRALPOOL

- 194 Regulators
- 195 Disinfectants
- 197 Algicides
- 197 Flocculants
- 198 Cleaners
- 200 Winterising products

201 SPA CHEMICALS ASTRALPOOL

- 201 Balance
- 201 Disinfection
- 202 Crystal Clear
- 202 Cleaning
- 203 Kit
- 203 Accessories

204 TESTERS

- 204 Pocket gauges
- 204 Test kits and photometers
- 206 Analysis accessories
- 206 Analyzers

210 POOL CHEMICALS CTX

- 210 Regulators
- 213 Disinfectants
- 218 Algicides
- 219 Flocculants
- 220 Cleaners
- 221 Winterising products

222 SPA CHEMICALS CTX

- 222 Balance
- 222 Disinfection
- 223 Crystal Clear
- 223 Cleaning
- 224 Kit

SPA COLLECTION



WATER
TREATMENT
PRODUCTS

Live the SPA experience with
the **NEW** AstralPool range

A range of products
designed for the care
and maintenance
of your SPA.



YOUR POOL CARE STARTS HERE

New AstralPool range MAINTENANCE

THE 6 STEPS TO MAINTAIN YOUR POOL



- BALANCE** 1 adjust water parameters (pH and alkalinity)
- DISINFECTION** 2 add chlorine
- ALGICIDE** 3 algae prevention
- FLOCCULANT** 4 keep water clean and clear
- CLEANERS** 5 cleaning of pool elements
- WINTER CARE** 6 to maintain your pool in Winter



A GOOD MAINTENANCE IS THE BEST SOLUTION

However if something unexpected happens, RELAX!

- CLOUDY WATER?
- GREEN WATER OF ALGAE?
- ITCHY EYES AND SMELL OF CHLORINE?
- UNESTABLE PH?



New AstralPool range SOLUTION

PREPARED FOR THE UNEXPECTED



Range
MAINTENANCE
or SOLUTION

Product name + Description

Product benefits

Formats	Duration Efficacy in the water	Type of pools	Dose Dose per m ³
<ul style="list-style-type: none"> Granulate Tablets Liquid Concentrated liquid Powder 	<ul style="list-style-type: none"> 1h Immediate 8h Daily 10Days Recovery 	<ul style="list-style-type: none"> All pools pools with skimmer and sand filter Special sand filter Special liner Special tile 	

For minimum amounts,
ask your dealer



POOL CHEMICALS ASTRALPOOL

REGULATORS

SOLID PH MINOR



Solid pH reducer. For adjusting the pH to between 7.2 and 7.6.

	Format	Code	Standard Pack	Standard weight in kg	Standard volume in m ³
Square packaging	5 kg	74651	4	720	-
Square packaging	16 kg	16540	2	768	-
Square packaging	40 kg	11974	-	480	-
Special product under order	-	-	-	-	-

SOLID PH PLUS



Solid pH enhancer. For adjusting the pH to between 7.2 and 7.6.

	Format	Code	Standard Pack	Standard weight in kg	Standard volume in m ³
Square packaging	5 kg	74896	4	720	-
Square packaging	12 kg	16539	2	720	-
Square packaging	35 kg	15975	-	630	-
Special product under order	-	-	-	-	-

LIQUID PH MINOR



Liquid pH reducer. Ideal for dosing with a pump.

	Format	Code	Standard Pack	Standard weight in kg	Standard volume in m ³
For professional use only	10 l	43290	1	400	-
For professional use only	20 l	73140	1	600	-

LIQUID PH PLUS



Liquid pH enhancer. Ideal for dosing with a pump.

	Format	Code	Standard Pack	Standard weight in kg	Standard volume in m ³
	20 l	74863	1	600	-

ALKALINITY ENHANCER



Powder for increasing water alkalinity when it falls below 125 ppm.

	Format	Code	Standard Pack	Standard weight in kg	Standard volume in m ³
Square packaging	6 kg	15976	4	864	-
Square packaging	40 kg	19933	-	-	-
Special product under order	-	-	-	-	-

The transition to the new brand's visuals may take some time. It is possible to get products with visuals which have not yet been updated.

POOL CHEMICALS ASTRALPOOL

DISINFECTANTS

For minimum amounts,
ask your dealer



CHLORINE SHOCK GRANULATE

Dichloride granules with 55% free available chlorine:

	Format	Code	Standard Pack	Standard weight in kg	Standard volume in m ³
Square packaging	5 kg	11394	4	720	-
Special product under order	25 kg	-	-	-	-
Special product under order	50 kg	11396	-	600	-



CHLORINE SHOCK 30G TABLETS

Trichloride 30-g tablets with 50% free available chlorine:

	Format	Code	Standard Pack	Standard weight in kg	Standard volume in m ³
Square packaging	1 kg	75156	18	432	-
Square packaging	5 kg	75157	4	720	-

These new codes only
affect new formulas with
low boric (European
legislation)



CHLORINE LENT GRANULATE

Trichloride granules with 90% free available chlorine:

	Format	Code	Standard Pack	Standard weight in kg	Standard volume in m ³
	30 kg	11406	1	540	-
	50 kg	11407	-	600	-



CHLORINE LENT 250G TABLETS

Slow-dissolving 250 g trichloride blocks with 90% free available chlorine:

	Format	Code	Standard Pack	Standard weight in kg	Standard volume in m ³
	25 kg	75163	1	450	-

These new codes only
affect new formulas with
low boric (European
legislation)

The transition to the new brand's visuals may take some time. It is possible to get products with visuals which have not yet been updated.

For minimum amounts,
ask your dealer



These new codes only
affect new formulas with
low boric (European
legislation)



POOL CHEMICALS ASTRALPOOL

DISINFECTANTS

MULTI-ACTION GRANULES



Granules that act as a bactericide, algicide and flocculant.

Format	Code	Standard Pack	Standard weight in kg	Standard volume in m ³
30 kg	15985	1	540	-

MULTI-ACTION 250-G TABLET



Slow-dissolving, 250 g tablet that acts as an algicide, bactericide and flocculant.

Format	Code	Standard Pack	Standard weight in kg	Standard volume in m ³
Square packaging	5 kg	4	720	-
	25 kg	1	450	-

BROMINE TABLETS



Slow-dissolving 20 g bromine tablets for the continuous disinfection of pools and spas. Does not smell of chlorine. High tolerance to pH levels. Powerful disinfectant and oxidising agent.

Format	Code	Standard Pack	Standard weight in kg	Standard volume in m ³
20 kg	28740	1	540	-

CHLORINE STABILIZER



Prevents the rapid breakdown of chlorine by the sun's UV rays.

Format	Code	Standard Pack	Standard weight in kg	Standard volume in m ³
4.5 kg	72812	4	480	-
25 kg	19935	-	450	-

The transition to the new brand's visuals may take some time. It is possible to get products with visuals which have not yet been updated.

POOL CHEMICALS ASTRALPOOL

ALGICIDES

For minimum amounts,
ask your dealer



ALGICIDE

ASTRALPOOL

Prevents the formation of algae in pools.

Format	Code	Standard Pack	Standard weight in kg	Standard volume in m ³
25 l	11418	1	600	-

ALGICIDE WITH BRIGHTENER

ASTRALPOOL

A powerful bactericide, algicide and fungicide.

Format	Code	Standard Pack	Standard weight in kg	Standard volume in m ³
25 l	11415	1	600	-



ALGICIDE EXTRA

ASTRALPOOL

Highly efficient non-foaming algicide that also acts as a flocculant.

Format	Code	Standard Pack	Standard weight in kg	Standard volume in m ³
5 l	11423	1	640	-
25 l	11424	1	600	-



POOL CHEMICALS ASTRALPOOL

FLOCCULANTS



LIQUID FLOCCULANT

ASTRALPOOL

Clarifies water by eliminating the colloidal particles that cause cloudiness in water.

Format	Code	Standard Pack	Standard weight in kg	Standard volume in m ³
25 l	11389	1	600	-

The transition to the new brand's visuals may take some time. It is possible to get products with visuals which have not yet been updated.

For minimum amounts,
ask your dealer



POOL CHEMICALS ASTRALPOOL

CLEANERS

SURFACE CLEANER



Extra strong descaler. Acid.

Format	Code	Standard Pack	Standard weight in kg	Standard volume in m ³
25 l	11392	1	600	-

SURFACE CLEANER

for polyester and fibreglass pools



It combats limescale and grease without damaging pool lining.

Format	Code	Standard Pack	Standard weight in kg	Standard volume in m ³
5 l	16558	4	640	-
Special product under order 25 l	-	-	-	-

WATER LINE DEGREASER Non-foaming



A specially formulated compound for removing scum and dirt from pool edges and walls, and areas around them that may require cleaning.

Format	Code	Standard Pack	Standard weight in kg	Standard volume in m ³
25 l	11427	1	600	-

POOL CHEMICALS ASTRALPOOL

CLEANERS

For minimum amounts,
ask your dealer



NETOLINE Water line

ASTRALPOOL

Powerful liquid descaler with degreasing properties for cleaning the water line.

Format	Code	Standard Pack	Standard weight in kg	Standard volume in m ³
25 l	40934	1	600	-



LIQUID FILNET

ASTRALPOOL

Liquid descaler specially designed for cleaning the inside of sand filters in public pools.

Format	Code	Standard Pack	Standard weight in kg	Standard volume in m ³
25 l	73558	1	600	-



STAINLESS STEEL CLEANER-POLISH

ASTRALPOOL

Stainless steel cleaner-polish. It removes stains and degreases all types of stainless steel surfaces.

Format	Code	Standard Pack	Standard weight in kg	Standard volume in m ³
5 l	72846*	4	640	-

* New codes replace old codes 18713 and 16630.



SUPER DESCALER

ASTRALPOOL

Highly efficient descaler. Prevents the precipitation of lime and the build-up of limescale. Prevents pipes from getting blocked.

Format	Code	Standard Pack	Standard weight in kg	Standard volume in m ³
5 l	16555	4	640	-



The transition to the new brand's visuals may take some time. It is possible to get products with visuals which have not yet been updated.



WINTERIZER

ASTRALPOOL

Prevents the proliferation of algae and bacteria in the water. Prevents water from going stagnant and the build-up of limescale. Takes the strain out of spring cleaning. Non-foaming.

	Format	Code	Standard Pack	Standard weight in kg	Standard volume in m ³
Special product under order	5 l 25 l	11430 -	4 -	640 -	- -

WINTERIZER COPPER FREE

ASTRALPOOL

Prevents water putrefaction and slows the growth of algae and bacteria. Compatible with all treatments, including the PHMB.

	Format	Code	Standard Pack	Standard weight in kg	Standard volume in m ³
Special product under order	5 l 25 l	16553 -	4 -	640 -	- -



More power in each drop!
Concentrated product:
0.5 L / 40 - 50 m³

SPA CHEMICALS ASTRALPOOL

BALANCE



ASTRALPOOL SPA COLLECTION pH Minus



Granulated product to reduce the pH of the spa water. Fast dissolution without residues.

Format	Code	Standard Pack	Standard weight in kg	Standard volume in m ³
1 kg	76685	9	324	-



ASTRALPOOL SPA COLLECTION pH Plus



Granulated product to increase the pH of the spa water. Fast dissolution without residues.

Format	Code	Standard Pack	Standard weight in kg	Standard volume in m ³
1 kg	76686	9	324	-



ASTRALPOOL SPA COLLECTION Hardness Stabilizer



Liquid to prevent limescale. Prevents stains and save water from becoming cloudy.

Format	Code	Standard Pack	Standard weight in kg	Standard volume in m ³
1 kg	76687	9	324	-

DISINFECTION



ASTRALPOOL SPA COLLECTION Bromine Tablets



Bromine tablets for water disinfection without smell and with a long-lasting effect.

Format	Code	Standard Pack	Standard weight in kg	Standard volume in m ³
1 kg	76688	9	324	-

SPA CHEMICALS ASTRALPOOL

DISINFECTION



ASTRALPOOL SPA COLLECTION Granulate chlorine



Chlorine granules to disinfect and guarantee hygienic spa water.

Format	Code	Standard Pack	Standard weight in kg	Standard volume in m ³
1 kg	76689	9	324	-

CRYSTAL CLEAR



ASTRALPOOL SPA COLLECTION Claryfier



Concentrated liquid to prevent cloudy water problems in the spa. For all types of filters.

Format	Code	Standard Pack	Standard weight in kg	Standard volume in m ³
1 kg	76690	9	324	-



ASTRALPOOL SPA COLLECTION Anti Foam



Liquid to remove spa foam. Fast and effective action.

Format	Code	Standard Pack	Standard weight in kg	Standard volume in m ³
1 kg	76691	9	324	-

CLEANING



ASTRALPOOL SPA COLLECTION Filter Cleaner



Liquid for cleaning cartridge filters.

Format	Code	Standard Pack	Standard weight in kg	Standard volume in m ³
1 kg	76692	9	324	-

SPA CHEMICALS ASTRALPOOL

CLEANING



ASTRALPOOL SPA COLLECTION Surface Cleaner



Concentrated liquid for cleaning the interior lining of spas. For all types of surfaces.

Format	Code	Standard Pack	Standard weight in kg	Standard volume in m ³
1 kg	76693	9	324	-



ASTRALPOOL SPA COLLECTION Pipework Cleaner



Liquid to degrease and clean hydraulic circuit.

Format	Code	Standard Pack	Standard weight in kg	Standard volume in m ³
1 kg	76694	9	324	-

KIT



ASTRALPOOL SPA COLLECTION Kit Bromine



Kit for the disinfection of spa water with bromine.

Format	Code	Standard Pack	Standard weight in kg	Standard volume in m ³
1 kg	76695	72	288	-

ACCESSORIES



ASTRALPOOL SPA COLLECTION Test Strip



Strips to determine the pH value, chlorine, bromine, alkalinity and hardness of the spa water.

Format	Code	Standard Pack	Standard weight in kg	Standard volume in m ³
-	76764	-	-	-

TESTERS

POCKET GAUGES



DISSOLVED SOLIDS POCKET GAUGE

ASTRALPOOL

A small, practical pocket gauge for quickly measuring the solids dissolved in the water.

Code	Standard Pack	Standard weight in kg	Standard volume in m ³
41928	1	-	-



REDOX POCKET GAUGE

ASTRALPOOL

A small, practical pocket gauge for quickly measuring the redox level in pool water.

Code	Standard Pack	Standard weight in kg	Standard volume in m ³
28583	1	-	-



PH POCKET GAUGE

ASTRALPOOL

A small, practical pocket gauge for quickly measuring the pH level in pool water.

Code	Standard Pack	Standard weight in kg	Standard volume in m ³
74998	1	-	-



CONDUCTIVITY POCKET GAUGE

ASTRALPOOL

A small, practical pocket gauge for quickly measuring conductivity.

Code	Standard Pack	Standard weight in kg	Standard volume in m ³
43428	1	-	-

Range: 0.1-19.9 mS/cm.

TEST KITS AND PHOTOMETERS



3-IN-1 PHOTOMETER

ASTRALPOOL

- Chlorine: 0.01-5.0 mg/l
- Isocyanuric acid 2-200 mg/l
- pH: 6.8 - 8.4

Code	Standard Pack	Standard weight in kg	Standard volume in m ³
74430	1	1.0	0.049



6-IN-1 PHOTOMETER

ASTRALPOOL

- Chlorine range: 0.01-5.0 mg/l
- pH range: 6.8-8.4
- Isocyanuric acid 2-200 mg/l
- Calcium hardness: 5-500 mg/l
- Bromine: 0.01-5.0 mg/l
- Alkalinity: 10-500 mg/l

Code	Standard Pack	Standard weight in kg	Standard volume in m ³
74432	1	1.0	0.049

The transition to the new brand's visuals may take some time. It is possible to get products with visuals which have not yet been updated.

TESTERS

TEST KITS AND PHOTOMETERS



3-IN-1 PHOTOMETER PC TEST KIT

ASTRALPOOL

- Chlorine range: 0.05–6.0 mg/l
- ph range: 6.5–8.4
- Cyanuric acid range: 0–80.0 mg/l

Code	Standard Pack	Standard weight in kg	Standard volume in m ³
54567	1	1.0	0.049

POOL-CONTROL-DIRECT

ASTRALPOOL

Multiparameter photometer that enables a wide range of tests to be performed that cover all pool water readings. Intended for pool dealers.



Code	Standard Pack	Standard weight in kg	Standard volume in m ³
41922	1	1.9	0.023

Parameters tested (the reagents required can be ordered):

Alkalinity: 10 – 500 mg/l	Total copper: 0.03–5.0 mg/l
Aluminium: 0.02–0.5 mg/l	Free copper: 0.03–5.0 mg/l
Ammonia: 0.01–1.0 mg/l	Total hardness: 5–500 mg/l
Cyanuric acid: 2–200 mg/l	Phosphates: 0.03–4.0 mg/l
Biguanide: 2–100 mg/l	Iron: 0.01–1.0 mg/l
Bromine: 0.04–10.0 mg/l	Manganese: 0.001–0.03 mg/l
Calcium hardness: 5–500 mg/l	Nitrates: 0.02–20 mg/l
Chloride: 10–500 mg/l	Ozone: 0.01–2.0 mg/l
Free chlorine: 0.01–5.0 mg/l	Hydrogen peroxide: 1–100 mg/l
Total chlorine: 0.01–5.0 mg/l	pH: 6.8 – 8.4
Free chlorine released: 0.01–10 mg/l	Salt level: 0–10.000 mg/l
Total chlorine released: 0.01–10 mg/l	Sulphates: 5–200 mg/l
Chlorine range: 1–250 mg/l	

5-IN-1 PHOTOMETER PC TEST KIT

ASTRALPOOL



- Chlorine range: 0.05–6.0 mg/l
- ph range: 6.5–8.4
- Cyanuric acid range: 0–80.0 mg/l
- Alkalinity range: 5–200 mg/l
- Calcium hardness range: 50–500 mg/l

Code	Standard Pack	Standard weight in kg	Standard volume in m ³
54568	1	1.0	0.049

PHOTOMETER REAGENTS

ASTRALPOOL



03009



Format	Code	Standard Pack	Standard weight in kg	Standard volume in m ³	
Phenol reagent tablets (pH)	250 units	03019	1	0.1	0.004
DPD-1 reagent tablets	250 units	03009	1	0.1	0.004
DPD-3 reagent tablets	250 units	03014	1	0.1	0.004
MPS-DUT reagent tablets	250 units	08679	1	0.1	0.004
(test for the amount of chlorine in the presence of Oximines)					
Isocyanuric acid reagent tablets	250 units	08345	1	0.1	0.004
Other reagents		Consult			

The transition to the new brand's visuals may take some time. It is possible to get products with visuals which have not yet been updated.



TESTERS

ANALYSIS ACCESSORIES

SD SERIES PORTABLE METERS

It consists of a series of easy-to-use and portable devices for the precise measurement of different parameters. With the robust and waterproof casing (IP67), these equipments are the ideal solution for on-site testing of swimming pools and spas. The intuitive scroll function and backlit display allow for easy measurement and simultaneous display of results. The memory for 25 data sets, in each case with date and time, allows the recording of the main parameters with ease.

- Scroll function.
- Compact and robust.
- Screen backlight.
- Waterproof (IP67).

	Code	Standard Pack	Standard weight in kg	Standard volume in m ³
Portable Meter SD 50 pH	68110	1	-	-
Portable Meter SD 60 ORP	68064	1	-	-
Portable Meter SD 90 SALT	68066	1	-	-

Parameter	SD 50 pH	SD 60 ORP	SD 90 SALT
Measuring Range	0-60 °C, 0-14 pH	0-60 °C, 1800 ~1800 mV	0-60 °C, < 20.00 ppt (2.00%)
Resolution	0.01 pH	0.01 mV (up to ± 1000 mV) 1 mV more than ± 1000 mV)	0.01 in measuring range % 1 ppm (< 2000 ppm) 0.01 ppt (2.0 - 20.00 ppt)
Precision	+/- 0.05 pH	± 20 mV	+/- 3% FS
Automatic conversion	-	-	ppm: 0 - 999 ppt: 2.00 - 20.00
Temperature resolution	0.1 °C; Precision: ± 1°C, °C/°F system seleccionable	0.1 °C; Precision: ± 1°C, °C/°F system seleccionable	0.1 °C; Precision: ± 1°C, °C/°F system seleccionable
Adjustment	1, 2 or 3 points by automatic model	Adjustment in 1 point ± 150 mV value ORP selectable	Adjustment till 2 points for manual model ± 50% about indicated value
Temperature compensation	Automatic	Automatic	Automatic
Memory	For 25 data sets (permanent)	For 25 data sets (permanent)	For 25 data sets (permanent)
Screen	22 * 22 mm LCD	22 * 22 mm LCD	22 * 22 mm LCD
Power	2 batteries AAA	2 batteries AAA	2 batteries AAA
Battery	> 25 hours	> 25 hours	> 25 hours
Disconnection	After 8 min	After 20 min	After 8 min

TESTERS

ANALYZERS

TB 211 IR TURBIDIMETER

TB 211 IR is an instrument that measures turbidity using infrared. The measurement range is from 0.01-1100 NTU. This product complies with the UNE-ISO 17381 standard. Ideal for public swimming pools. Measurement cycle of 8 seconds. It has a high resolution and precision of the measurements.

- Optical with temperature compensation and photosensor amplifier in waterproof measurement compartment.
- Memory for max. 1000 data fields.
- USB cable included for direct data transfer to a PC.

Advice for use: Scrupulously follow the instructions that come with the equipment. Cuvettes should be thoroughly cleaned and rinsed after each determination. You should always carry out the analysis with dry hands.

	Code	Standard Pack	Standard weight in kg	Standard volume in m ³
	72689	1	-	-



TESTERS

ANALYZERS



MD-100 AND MD-110 PHOTOMETERS

Fast and accurate multiparameter photometers for public pools MD-100 and MD110 (bluetooth interface) in pocket format.

- Waterproof (analog IP 68, 1 hour at 0.1 meters).
- Calibration operation indicator.
- Scroll Memory.
- Illuminated screen.
- Automatic disconnection.
- Real time clock and date.
- Suitability of measurement and test equipment.
- The zero value will be memorized (One Time Zero - OTZ).
- Tips for use: After turning on the device, the last method that had been chosen before the device was turned off will automatically be displayed. Scrupulously follow the instructions that come with the equipment. Cuvettes should be thoroughly cleaned and rinsed after each determination. You should always carry out the analysis with dry hands.

	Code	Standard Pack	Standard weight in kg	Standard volume in m ³
MD100 2-in-1 Photometer	52629	1	-	-
MD100 3-in-1 Photometer	52630	1	-	-
MD100 5-in-1 Photometer	52632	1	-	-
MD100 6-in-1 Photometer	52633	1	-	-
MD110 3-in-1 Photometer	68070	1	-	-
MD110 4-in-1 Photometer	68071	1	-	-
MD110 6-in-1 Photometer	68072	1	-	-



MD-200 PHOTOMETERS

Fast and accurate MD-200 multiparameter photometers for public pools.

- Waterproof (analog IP 68, 1 hour at 0.1 meters).
- Calibration operation indicator.
- Scroll Memory.
- Illuminated screen.
- Automatic disconnection.
- Real time clock and date.
- Suitability of measurement and test equipment.
- The zero value will be memorized (One Time Zero - OTZ).
- Chlorine range: 0.05 - 6.0 mg/l
- pH range: 6.5 - 8.4
- Cyanuric acid range: 0 - 80.0 mg/l
- Alkalinity range: 5 - 200 mg/l (only MD200 5 in 1 and MD200 6 in 1)
- Calcium hardness range: 50 - 500 mg/l (only MD200 5 in 1 and MD200 6 in 1)
- Bromine range: 0.05 - 13 mg/l (MD200 6 in 1 only).

	Code	Standard Pack	Standard weight in kg	Standard volume in m ³
MD200 3-in-1 Photometer	54567	1	1	0.049
MD200 5-in-1 Photometer	54568	1	1	0.049
MD200 6-in-1 Photometer	55152	1	1	0.049



ctx[®] pro

We know, we take care, we live the water.

Our formula is unique: care, technology, knowledge.
Now with a new design, clearer and more functional.



New design

Reference

Name of the product

Benefits and advantages of the product

Family & type of product



Format of the product

Usage guide



Everything you need for a healthy and perfect water in 4 steps:



Take care of the elements of your pool for a perfect efficacy.

Cleaning products



Take care of your pool during Winter.

Winter products



And if any type of problem arises, or you need extra care, a complete range of **CTX Solutions**.



ctx[®]
pro

The caring formula

ctxprofessional.com

POOL CHEMICALS CTX

REGULATORS



CTX 10 PH MINUS



Reduces pH values over 7.6.

- Enhances bathing comfort, preventing irritation of the eyes and mucous membranes and destruction of the skin's natural protective layer.
- Optimizes disinfectant efficacy.
- Prevents limescale.

	GRANULATED	EFFICACY	ALL TYPES OF POOLS	DOSAGE	
		IMMEDIATE		150g / -0.2pH / 10m³	
	Format	Code	Standard Pack	Pallet weight Kg	Standard volume in m ³
CTX 10 pH Minus	5 kg	74650	4	720	-
CTX 10 pH Minus	40 kg	03108	-	480	-



CTX 15 PH MINUS



Reduces pH values over 7.6.

- Enhances bathing comfort, preventing irritation of the eyes and mucous membranes and destruction of the skin's natural protective layer.
- Optimizes disinfectant efficacy.
- Prevents limescale.
- Ideal for pump dosing.

	LIQUID	EFFICACY	ALL TYPES OF POOLS	DOSAGE	
		IMMEDIATE		120ml / -0.2pH / 10m³	
	Format	Code	Standard Pack	Pallet weight Kg	Standard volume in m ³
CTX 15 pH Minus	10 l	28399	1	600	-
CTX 15 pH Minus	20 l	17181	1	400	-

Professional use only

The transition to the new brand's visuals may take some time. It is possible to get products with visuals which have not yet been updated.

POOL CHEMICALS CTX

REGULATORS

ctx
pro

CTX 20 PH PLUS

Increases pH values under 7.2.

- Enhances bathing comfort, preventing irritation of the eyes and mucous membranes, and destruction of the skin's natural protective layer.
- Optimizes disinfectant efficacy.
- Prevents metal corrosion.

GRANULATED	EFFICACY	ALL TYPES OF POOLS		DOSAGE		
	IMMEDIATE			150g / -0.2pH / 10m³		
	Format	Code	Standard Pack	Pallet weight Kg	Standard volume in m ³	
	CTX 20 pH Plus	5 kg	74895	4	720	-
	CTX 20 pH Plus	35 kg	03111	-	630	-

ctx
pro

CTX 25 PH PLUS

Increases pH values under 7.2.

- Enhances bathing comfort, preventing irritation of the eyes and mucous membranes, and destruction of the skin's natural protective layer.
- Optimizes disinfectant efficacy.
- Prevents metal corrosion.
- Ideal for pump dosing.



LIQUID	EFFICACY	ALL TYPES OF POOLS		DOSAGE		
	IMMEDIATE			350ml / -0.2pH / 10m³		
	Format	Code	Standard Pack	Pallet weight Lt	Standard volume in m ³	
	CTX 25 pH Plus	20 l	17182	1	480	-

POOL CHEMICALS CTX

REGULATORS



CTX 21 ALKA PLUS



Alkalinity has an important role as a regulatory effect of pH changes, correcting an unstable pH in the case of low alkalinity.

- Prevents pH fluctuations when alkalinity is between 125-150 ppm.
- Shores up water balance.
- Enhances bathing comfort.

GRANULATED	EFFICACY	ALL TYPES OF POOLS	DOSAGE		
	IMMEDIATE		180g / +10ppm / 10m³		
	Format	Code	Standard Pack	Pallet weight Kg	Standard volume in m ³
CTX 21 Alka Plus	6 kg	03212	4	864	-



CTX 22 CALC +



Increases water hardness at values below 175 ppm to prevent the corrosion of pool materials.

- Water hardness should be between 175 and 300 ppm.

GRANULATED	EFFICACY	ALL TYPES OF POOLS	DOSAGE		
	IMMEDIATE		150g / 10ppm / 10m³		
	Format	Code	Standard Pack	Pallet weight LT	Standard volume in m ³
CTX 22 Calc +	5 kg	03214	4	720	-

POOL CHEMICALS CTX

DISINFECTANTS



CTX 200/GR CLORSHOCK



Chlorine treatment for water recovery.

- Fast-dissolving.
- High water solubility makes it quick to obtain the necessary residual chlorine amount.
- Stable chlorine, lasts longer in the water.
- Does not modify pH.

GRANULATED	EFFICACY	ALL, SPECIALLY LINER AND POLIESTER	DOSAGE			
	IMMEDIATE		150g / 10m³			
	Format	Code	Standard Pack	Pallet weight Kg	Standard volume in m ³	
	CTX 200gr Clor Shock	25 kg	10905	1	450	-

CTX 250 CLORSHOCK




These new codes only affect new formulas with low boric (European legislation)

Chlorine treatment for water recovery.

- Fast-dissolving.
- The tablets have an effervescent effect ensuring swift rise in chlorine rate.
- Stable chlorine, lasts longer in the water.
- Does not modify pH.
- Recommended for use in tiled pools or in skimmer.

TABLET	EFFICACY	ALL TYPES OF POOLS	DOSAGE			
	IMMEDIATE		7 tablet / 10m³			
	Format	Code	Standard Pack	Pallet weight Kg	Standard volume in m ³	
	CTX 250 ClorShock	1 kg	75133	18	432	-
	CTX 250 ClorShock	5 kg	75134	4	720	-
	CTX 250 ClorShock	25 kg	75135	1	450	-

POOL CHEMICALS CTX

DISINFECTANTS



CTX 12 CHLORINE-BROMINE NEUTRALIZER



Reduces chlorine or bromine residual excess.

- Quickly removes the disinfectant excess so bathers can enjoy the pool safely.

GRANULATED	EFFICACY	ALL TYPES OF POOLS	DOSAGE		
	IMMEDIATE		10g / -0.5ppm / 10m³		
	Format	Code	Standard Pack	Pallet weight Kg	Standard volume in m ³
CTX 12 Chlorine-bromine neutralizer	6 kg	03211	4	576	C01

CTX 300/GR CLORLENT



Chlorine treatment for disinfecting the pool.

- Essential for ongoing pool treatment since the disinfectant is released as the water needs it.
- Stable chlorine, lasts longer in the water.
- Suitable for shock treatments and general maintenance.

GRANULATED	EFFICACY	ALL TYPES OF POOLS	DOSAGE		
	DAILY		10g / 10m³		
	Format	Code	Standard Pack	Pallet weight Kg	Standard volume in m ³
CTX 300/gr ClorLent	25 kg	19195	1	450	-
CTX 300/gr ClorLent	50 kg	03159	-	600	-

POOL CHEMICALS CTX

DISINFECTANTS

ctx
pro

These new codes only affect new formulas with low boric (European legislation)

CTX 370 CLORLENT

Chlorine treatment for disinfecting the pool.

- Slow-dissolving and continuous disinfection.
- Stable chlorine, lasts longer in the water.
- Dosing from the skimmer or in a floating dosing device is advised. Avoid direct contact with pools made with a polyester or vinyl liner or painted pools as it can cause discolorations.

TABLET	EFFICACY	ALL TYPES OF POOLS		DOSAGE	
	WEEKLY			1 tablet / 25m³	
	Format	Code	Standard Pack	Pallet weight Kg	Standard volume in m ³
CTX 370 ClorLent	25 kg	75138	1	450	-

ctx
pro

CTX 120 HYPOCAL

Calcium hypochlorite treatment for disinfecting the pool.

- Fast-dissolving.
- Unstabilized chlorine, no cyanuric acid is added to the water.
- Suitable for shock treatments and general maintenance.

GRANULATED	EFFICACY	ALL TYPES OF POOLS		DOSAGE	
	DAILY			10g / 10m³	
	Format	Code	Standard Pack	Pallet weight Kg	Standard volume in m ³
CTX 120 Hypocal	25 kg	03131	1	450	-

ctx
pro

CTX 400 CLORPROTECT

Keeps water disinfected for longer.

- Extends the disinfect action of chlorine since it prevents the rapid destruction caused by ultraviolet sunlight.
- Supplement for salt electrolysis or unstabilized chlorine treatments.
- For outdoor pools.
- Introduce the product in the skimmer or pump prefilter.

POWDER	EFFICACY	ALL TYPES OF POOLS		DOSAGE	
	IMMEDIATE			400g / 10m³	
	Format	Code	Standard Pack	Pallet weight Kg	Standard volume in m ³
CTX 400 ClorProtect	4.5 kg	73127	4	648	-



The transition to the new brand's visuals may take some time. It is possible to get products with visuals which have not yet been updated.

POOL CHEMICALS CTX

DISINFECTANTS



CTX 161 CLORLIQUID

Liquid chlorine for continuous water disinfection.

- Unstabilized chlorine, no cyanuric acid is added to the water.
- Suitable for shock treatments and general maintenance.

LIQUID	EFFICACY	ALL TYPES OF POOLS	DOSAGE		
	DAILY		500ml / 10m ³		
	Format	Code	Standard Pack	Pallet weight Kg	Standard volume in m ³
	CTX 161 ClorLiquid	20 l	47191	1	560



CTX 390 MULTIACTION

Multi-action, occasional-use chlorine treatment.

- Stable chlorine, lasts longer in the water.

GRANULATED	EFFICACY	ALL, SPECIALLY TILE POOLS	DOSAGE		
	DAILY		15g / 10m ³		
	Format	Code	Standard Pack	Pallet weight Kg	Standard volume in m ³
	CTX 390 Multiaction	25 kg	19196	1	450



CTX 342 MULTIACTION 5

Multi-action chlorine treatment for pool maintenance.

- Slow and continuous dissolution.
- Disinfection, antialgae, flocculant, coagulant, chlorine stabilizer.

TABLET	EFFICACY	ALL, SPECIALLY LINER AND POLIESTER	DOSAGE		
	WEEKLY		1 tablet / 25m ³		
	Format	Code	Standard Pack	Pallet weight Kg	Standard volume in m ³
	CTX 342 Multiaction 5	25 kg	75142	1	450

These new codes only affect new formulas with low boric (European legislation)

POOL CHEMICALS CTX

DISINFECTANTS



CTX 393 MULTIACTION 5



Multi-action chlorine treatment for pool maintenance.

- Slow and continuous dissolution.
- Disinfection, anti-algae, flocculant, coagulant, chlorine stabilizer.

TABLET	EFFICACY	ALL TYPES OF POOLS	DOSAGE		
	WEEKLY		1 tablet / 25m ³		
	Format	Code	Standard Pack	Pallet weight Kg	Standard volume in m ³
CTX 393 Multiaction 5	25 kg	75145	1	450	-

These new codes only affect new formulas with low boric (European legislation)

CTX 130 BROMINE




Bromine treatment to disinfect the pool.

- Very slow-dissolving and continuous disinfection.
- Pleasant bathing, no odors.
- Does not irritate eyes.

TABLET	EFFICACY	ALL TYPES OF POOLS	DOSAGE		
	WEEKLY		1.0 - 3.0 ppm		
	Format	Code	Standard Pack	Pallet weight Kg	Standard volume in m ³
CTX 130 Bromine	20 kg	27129	1	540	-

POOL CHEMICALS CTX

ALGICIDES



CTX PHOSFREE



Concentrated product to instantly remove algae-producing phosphates by inhibiting their growth.

- Prevents the appearance of algae.
- Compatible with all disinfectants.
- Enhances salt electrolysis output.
- With an easy-to-use dosing bottle.
- Phosphate concentration should be kept below 25ppb to prevent algae formation.

LIQUID	EFFICACY	ALL TYPES OF POOLS	DOSAGE		
 CONCENTRATED	WEEKLY		12ml / 10m³		
Format	Code	Standard Pack	Pallet LT	Standard volume in m ³	
CTX Phosfree	63108	12	480	-	

CTX 500 ALGASTOP



Prevents algae formation and growth.

- High bactericide, algaecide, and fungicide power.
- Fast-working, long-lasting.

LIQUID	EFFICACY	ALL TYPES OF POOLS	DOSAGE		
	WEEKLY		50ml / 10m³		
Format	Code	Standard Pack	Pallet LT	Standard volume in m ³	
CTX 500 Algastop	25l	03195	1	600	-

CTX 60 ALGASTOP CRISTAL



Prevents algae formation and growth.

- Clarifies the water, increasing transparency.
- Keeps water blue.

LIQUID	EFFICACY	ALL TYPES OF POOLS	DOSAGE		
	WEEKLY		50ml / 10m³		
Format	Code	Standard Pack	Pallet LT	Standard volume in m ³	
CTX 60 AlgaStop Cristal	5l	03190	4	640	-
Special product under order	25l	-	-	-	-

The transition to the new brand's visuals may take some time. It is possible to get products with visuals which have not yet been updated.

POOL CHEMICALS CTX

ALGICIDES

ctx
pro

CTX 530 ALGASTOP ULTRA

Prevents algae formation and growth.

- High bactericide, algaecide, and fungicide power.
- Fast-working, long-lasting.
- Non-foaming, making it ideal for pools with counterflow systems or similar, water parks, etc.



LIQUID	EFFICACY	ALL TYPES OF POOLS		DOSAGE	
	WEEKLY			25ml / 10m³	
	Format	Code	Standard Pack	Pallet Lt	Standard volume in m ³
	CTX 500C Algastop Power	25 l	03205	1	600

POOL CHEMICALS CTX

FLOCCULANTS

ctx
pro

CTX 42 FLOCCULANT

Removes the particles from the water that turn it cloudy.

- Improves water transparency.
- Coagulant action.
- Place tablet in skimmer.



TABLET	EFFICACY	ALL TYPES OF POOLS		DOSAGE	
	10 DAYS			1 TABLET UP TO 50m³	
	Format	Code	Standard Pack	Pallet weight Kg	Standard volume in m ³
	CTX 42 Flocculant	25 kg	03120	1	450

CTX 41 FLOCCULANT

ctx
pro

Shock treatment that removes the particles from the water that turn it cloudy.

- Clarifies the water, restoring transparency.
- Fast-acting.
- Improves disinfectant output.



LIQUID	EFFICACY	ALL TYPES OF POOLS		DOSAGE	
	8h			100ml / 10m³	
	Format	Code	Standard Pack	Pallet weight Kg	Standard volume in m ³
	CTX 41 Flocculant	25 l	03118	1	600

The transition to the new brand's visuals may take some time. It is possible to get products with visuals which have not yet been updated.

POOL CHEMICALS CTX

CLEANERS

ctx
pro

CTX 51 WALLCLEANER PLUS

Cleans the pool basin.

- Detergent cleaner specially formulated to remove the limescale, organic residues, and mineral sediments that form over time and attach to pool surfaces.

LIQUID	EFFICACY	ALL TYPES OF POOLS	DOSAGE		
	30min		2l / 10m ²		
	Format	Code	Standard Pack	Pallet LI	Standard volume in m ³
CTX 51 WallCleaner Plus	25 l	03125	1	600	-

ctx
pro

CTX 75 WATERLINE CLEANER

Cleans the waterline.

- Gel detergent specially formulated to remove oil, dirt, and limescale from pool edges, walls and surrounds as required.

LIQUID	EFFICACY	ALL TYPES OF POOLS	DOSAGE		
	IMMEDIATE		SPONGE		
	Format	Code	Standard Pack	Pallet LI	Standard volume in m ³
CTX 75 Waterline Cleaner	25 l	03223	1	600	-

ctx
pro

CTX 70 SURFOSAN

Sanitizer multi-surface.

- Does not alter water parameters.
- Respectful with the surface.

LIQUID	EFFICACY	ALL TYPES OF POOLS	DOSAGE		
	IMMEDIATE		SPONGE		
	Format	Code	Standard Pack	Pallet weight Kg	Standard volume in m ³
CTX 70 Surfosan	25 l	05454	1	600	-

 Until end of stocks

POOL CHEMICALS CTX

CLEANERS



CTX 57 NETALFILTER

Cleans the inside of sand filters.

- Removes limescale caused by salts in the water and dirt deposited inside sand filters.
- Non-foaming.
- For stainless steel or sand/polyester, silix or ecoglass.

LIQUID	EFFICACY	POOLS WITH SAND FILTER		DOSAGE	
	4h / 8h			2 l / 10kg sand	
	Format	Code	Standard Pack	Pallet LT	Standard volume in m ³
CTX 57 Netalfilter	5 l	08671	4	640	-

POOL CHEMICALS CTX

WINTERISING PRODUCTS



CTX 550 WINTERSTAR

Complete treatment in winter.

- Prevents algae and bacteria proliferation.
- Prevents the formation of lime.
- Non-foaming.

LIQUID	EFFICACY	ALL TYPES OF POOLS		DOSAGE	
	3 MONTHS			500ml / 10m ³	
	Format	Code	Standard Pack	Pallet weight Kg	Standard volume in m ³
CTX 550 WinterStar	25 l	20906	1	600	-



CTX 551 WINTERSTAR LINER

Complete treatment in winter.

- Prevents algae and bacteria proliferation.
- Non-foaming.

LIQUID	EFFICACY	ALL TYPES OF POOLS		DOSAGE	
	3 MONTHS			830ml / 10m ³	
	Format	Code	Standard Pack	Pallet weight Kg	Standard volume in m ³
CTX 551 WinterStar Liner	5 l	17228	4	640	-
Special product under order	25 l	-	-	-	-

The transition to the new brand's visuals may take some time. It is possible to get products with visuals which have not yet been updated.

SPA CHEMICALS CTX

BALANCE



CTX 911 PH MINUS

Granulated product to reduce the pH of the spa water. Fast dissolution without residues.

	Format	Code	Standard Pack	Pallet weight	Standard volume in m ³
CTX 911 pH Minus	1 kg	75976	9	324	-



CTX 912 PH PLUS

Granulated product to increase the pH of the spa water. Fast dissolution without residues.

	Format	Code	Standard Pack	Pallet weight	Standard volume in m ³
CTX 912 pH Plus	1 kg	75977	9	324	-



CTX 913 HARDNESS STABILIZER

Liquid to prevent limescale. Prevents stains and save water from becoming cloudy.

	Format	Code	Standard Pack	Pallet weight	Standard volume in m ³
CTX 913 hardness stabilizer	1l	75978	9	324	-

DISINFECTION



CTX 921 BROMINE TABLETS

Bromine tablets for water disinfection without smell and with a long-lasting effect.

	Format	Code	Standard Pack	Pallet weight	Standard volume in m ³
CTX 921 bromine tablets	1 kg	75979	9	324	-

SPA CHEMICALS CTX

DISINFECTION



CTX 922 GRANULATE CHLORINE

Chlorine granules to disinfect and guarantee hygienic spa water.

	Format	Code	Standard Pack	Pallet weight	Standard volume in m ³
CTX 922 granulate chlorine	1 kg	75980	9	324	-

CRYSTAL CLEAR



CTX 931 CLARIFYER

Concentrated liquid to prevent cloudy water problems in the spa. For all types of filters.

	Format	Code	Standard Pack	Pallet weight	Standard volume in m ³
CTX 931 clarifier	1l	75981	9	324	-



CTX 932 ANTI FOAM

Liquid to remove spa foam. Fast and effective action.

	Format	Code	Standard Pack	Pallet weight	Standard volume in m ³
CTX 932 anti foam	1l	75985	9	324	-

CLEANING



CTX 941 FILTER CLEANER

Liquid for cleaning cartridge filters.

	Format	Code	Standard Pack	Pallet weight	Standard volume in m ³
CTX 941 filter cleaner	1l	75982	9	324	-

SPA CHEMICALS CTX

CLEANING



CTX 942 SURFACE CLEANER

Concentrated liquid for cleaning the interior lining of spas. For all types of surfaces.

	Format	Code	Standard Pack	Pallet LT	Standard volume in m ³
CTX 942 surface cleaner	1l	75983	9	324	-



CTX 943 PIPEWORK CLEANER

Liquid to degrease and clean hydraulic circuit.

	Format	Code	Standard Pack	Pallet LT	Standard volume in m ³
CTX 943 Pipework Cleaner	1l	75984	9	324	-

KIT



CTX 971 KIT BROMINE

Kit for the disinfection of spa water with bromine.

	Format	Code	Standard Pack	Pallet weight	Standard volume in m ³
CTX 971 Kit Bromine	-	75987	72	288	-





POOLS

WATER TREATMENT EQUIPMENT

228 FREEPOOL²

228 Freepool^P

229 SALT ELECTROLYSIS

230 Pro-chlore Salt

231 Nature Salt Plus

232 Easy Salt

233 Easy Salt Next VC

233 Self-cleaning electrodes

234 NEOLYSIS

234 Neolysis S (5-6 g/L) + UV

235 Neolysis LS (1.5-2 g/L) + UV

236 LS/S Neolysis lamps

236 LS/S Neolysis electrodes

237 AUTOMATIC UV DISINFECTION

237 Heliox UV LP / MP

238 Heliox UV MP

239 Heliox UV MP lamps

239 Heliox UV LP

239 Heliox UV LP S.S. (Stainless Steel)

240 Heliox UV LP PE (PolyEthylene)

240 Heliox UV LP lamps

241 DOSING PUMPS

241 Acqua Dos Dosing pumps

244 Optima dosing pumps

246 Peristaltic dosing pumps

246 Polyethylene cylindrical tanks

247 Manual stirrer

247 CONTINUOUS FLOCCULATION SYSTEM

247 Flocc System

247 WATER METERS

247 Woltman type turbine meters

248 AUTOMATIC REGULATION AND CONTROL EQUIPMENT

248 AP PR-200
Compatible with water electrolysis

248 Control Connect
The smart multi-setting controller

249 Amperometric Chlorine Sensors

249 pH / ORP Sensors

249 Calibration Solutions

249 Pool Patrol

250 Guardian Pool

251 Controller

252 Installation diagram for organic
Chlorine or Bromine

253 Installation diagram for Inorganic
Chlorine

The benefits of Freepool have been backed up by two studies conducted by Universitat Autònoma de Barcelona and Hospital Universitari Clínic de Barcelona.

UAB

Universitat Autònoma de Barcelona

CLÍNIC
BARCELONA
Hospital Universitari



FREEPOOL²

INTRODUCTION

Pools without chemical products that deliver unbeatable water and air quality

- + Public pool water treatment and disinfection system.
- + Freepool² keeps the quality of water to the highest standards without the need to add chemical products.
- + Freepool² is a unique product that comes with three water treatment technologies that optimize disinfection and pH levels: a low-salinity salt chlorinator for disinfecting the water, low pressure UV for reducing combined chloramines and a CO₂ injection system for adjusting the pH.

The main advantages of Freepool² are:

- + **Water quality.** Studies carried out by Universidad Autònoma de Barcelona and Hospital Clínic de Barcelona revealed that swimmers' perception of a "perfectly clean" atmosphere increased significantly.
- + **Safety.** There is no need to store, handle or measure out chemicals and it is therefore a safer system.

Technical features:

- + Chlorine output of 180 g/h
- + Three 90 W UV lamps
- + CO₂ injector and pH control kit for dosing and absorption
- + Recommended control unit AP PR-207 pH/Cl₂ ppm

FREEPOOL²

ASTRALPOOL

It is essential to receive advice from Fluidra's technical department before installing the equipment.

Freepool² disinfects the water thanks to the salt chlorinator and the UV and corrects pH levels by injecting CO₂ through the reactor

freepool²
Salt chlorinator + UV + CO₂



75% reduction

in the concentration of **oxidants** in the atmosphere, improving the quality of the atmosphere and reducing the smell of chlorine.

20% reduction

of **combined chloramines** in the water, reducing skin and eye irritation and respiratory complications.

100% reduction

in the addition of diluted **acids and chlorinated products**; completely avoids the need to add chlorinated products and acids.

66% reduction

in the consumption of new supplies of **water**, with savings in water and energy wherever it is installed.

SALT ELECTROLYSIS

In salt chlorination systems, disinfection is achieved by adding salt to the pool water and applying a direct current to the electrolytic cells.

Depending on the amount of salt added to the water, there are two types of chlorinators. Normal salinity chlorinators in which 5 - 6 grams of salt is added per liter of water, and low salinity chlorinators in which 2 - 3 grams of salt is added per liter of water. To give an order of magnitude, seawater has a concentration of 35 g/l.

The current applied to the plates of the electrolytic cells causes chemical reactions in which chlorine gas is generated. This chlorine combines with the pool water to form, among other compounds, hypochlorous acid, which is a strong disinfectant. As the energy provided by the electrical current in the cell is dissipated, the chemical reaction is reversed and we have salt dissolved in the water again. This is a cyclic process in which no component is lost. We will only have to add salt when we make large water renewals.

Salt chlorination has great benefits such as:

Safety: In salt electrolysis systems it is not necessary to store, handle or dose any chemical compound, providing greater safety. The raw material for storage is common salt.

Savings: The incorporation of salt electrolysis systems means net savings in operating costs of around 50-60% compared to traditional systems.

Reduction in the use of chemical products: disinfection is achieved with common salt, so we only need to use chemicals to regulate the pH, flocculants if necessary and the prevention and elimination of algae.

More pleasant end-user experience: with salt electrolysis we reduce stinging eyes, chlorine smell and it does not dry the skin as much as chlorine.

TECHNICAL FEATURES

	Salinity	Production g/h	Control	Display	Connectivity	Historical data
Pro-Chlore Salt	5-6 g/l recommended	50 - 600	pH/ORP pH/ppm	LCD color touch screen	NN Thing	Yes
Nature Salt Plus	2-2,5 g/l recommended	50 - 300	pH/ORP pH/ppm	LCD color touch screen	NN Thing	Yes
Easy Salt	5-6 g/l recommended	50 - 380	pH/ORP	LCD Display	NN Thing	Yes
Easy Salt Next VC	5-6 g/l recommended	75 - 190	pH/ORP external	HMI with touch control	NN Thing	No

SALT ELECTROLYSIS

ASTRALPOOL

PRO-CHLORE SALT



Our Pro-Chlore Salt range includes EX electrodes that provide the highest level of durability in self-cleaning systems. The Pro-Chlore Salt range with its integrated EXTENSION options (EXT-1, EXT-1E, EXT-2) or external control options (AP PR200, Control Connect) includes a control and regulation system for ORP values (Redox) or ppm, as well as pH, allowing improved management of the equipment and an excellent water quality at all times. The Pro-Chlore range can be manufactured, on request, for seawater (Pro Chlore Salt AM Series). To control more than one unit for the same pool you will need an AP PR-200 external control or Control Connect and the TRI multiple control kit (code 70338).



	Code	Standard Pack	Standard weight in kg	Standard volume in m ³
Pro-Chlore Salt A-50EX	35252	1	55	0.17
Pro-Chlore Salt A-80EX	35253	1	65	0.19
Pro-Chlore Salt A-120EX	35254	1	100	0.36
Pro-Chlore Salt A-180EX	35255	1	120	0.36
Pro-Chlore Salt A-300EX	35256	1	140	0.36
Pro-Chlore Salt A-600EX	35257	1	200	0.74

External control option
(AP PR 60359-60361-60362,
Control Connect 71537-8-9)



Pro-Chlore Salt A-50EX + pH/ORP (EXT-1)	35258	1	55	0.17
Pro-Chlore Salt A-80EX + pH/ORP (EXT-1)	35259	1	65	0.19
Pro-Chlore Salt A-120EX + pH/ORP (EXT-1)	35260	1	100	0.36
Pro-Chlore Salt A-180EX + pH/ORP (EXT-1)	35261	1	120	0.36
Pro-Chlore Salt A-300EX + pH/ORP (EXT-1)	35262	1	140	0.36
Pro-Chlore Salt A-600EX + pH/ORP (EXT-1)	35263	1	200	0.74
Optional sensor holder for EXT-1 (EXT-1+57769=EXT-1E)	57769	1	-	-



Pro-Chlore Salt A-50EX + pH/PPM (EXT-2)	45836	1	60	0.17
Pro-Chlore Salt A-80EX + pH/PPM (EXT-2)	45837	1	70	0.19
Pro-Chlore Salt A-120EX + pH/PPM (EXT-2)	45838	1	105	0.36
Pro-Chlore Salt A-180EX + pH/PPM (EXT-2)	45839	1	125	0.36
Pro-Chlore Salt A-300EX + pH/PPM (EXT-2)	45840	1	145	0.36
Pro-Chlore Salt A-600EX + pH/PPM (EXT-2)	45841	1	205	0.74



AM

Sensor holder included with EXT-2

Options for seawater (on request).
Example: 45836-AM.

Optional:

Connection kit compatible with
Fluidra Connect

60363	1	0.39	0.002
-------	---	------	-------



TECHNICAL FEATURES

	A-50	A-80	A-120	A-180	A-300	A-600
Power supply (AC)	230 V / 50 - 60 Hz			400 V / 50 - 60 Hz		
Power rating (AC)	1.5 A	2.4 A	3.9 A	2.2 A	3.6 A	7.2 A
Input (AC)	3 x 1.0 mm ²	3 x 1.0 mm ²	3 x 2.5 mm ²	5 x 1.5 mm ²	5 x 4.0 mm ²	5 x 4.0 mm ²
Output (DC)	2 x 1.0 mm ²	2 x 2.5 mm ²	2 x 3.5 mm ²	2 x 7.0 mm ²	2 x 12.0 mm ²	3 x 24.0 mm ²
Pipe connection	Female thread 1½"	Flanges D63 mm		Flanges D90 mm		
Fuse	5 A (6 x 32 mm)	7 A (6 x 32 mm)	10 A (6 x 32 mm)	QM K10A	QM K20A	QM K25A
Outlet	10.5 V / 25 A	10.5 V / 40 A	11.2 V / 60 A	9 V / 90 A	9 V / 150 A	9 V / 300 A
Cooling	Natural			Fan		
Minimum flow rate	8 m ³ /h	14 m ³ /h	20 m ³ /h	30 m ³ /h	50 m ³ /h	100 m ³ /h
Number of plates per electrode	8	12	8	12	16	2 x 15

SALT ELECTROLYSIS

NATURE SALT PLUS

ASTRALPOOL



Nature Salt Plus is the most sustainable answer for the commercial pool, 2 g salt/litre operation. SELF-CLEANING industrial salt electrolysis system for public pool applications of up to 300 g chlorine/hour. High pressure cells (polypropylene) fitted with high quality electrodes. To control more than one unit for the same pool you will need an AP PR-200 external control or Control Connect and the TRI multiple control kit (code: 70338).




	Code	Standard Pack	Standard weight in kg	Standard volume in m ³
Nature Salt 50EX/LS	53810	1	80	0.17
Nature Salt 80EX/LS	53811	1	90	0.19
Nature Salt 120EX/LS	53812	1	130	0.36
Nature Salt 180EX/LS	53813	1	145	0.36
Nature Salt 300EX/LS	53814	1	170	0.36
External control option (AP PR 60359-60361-60362, Control Connect 71537-8-9)				
Nature Salt 50EX/LS + pH/ORP (EXT-1)	53815	1	80	0.17
Nature Salt 80EX/LS + pH/ORP (EXT-1)	53816	1	90	0.19
Nature Salt 120EX/LS + pH/ORP (EXT-1)	53817	1	130	0.36
Nature Salt 180EX/LS + pH/ORP (EXT-1)	53818	1	145	0.36
Nature Salt 300EX/LS + pH/ORP (EXT-1)	53819	1	170	0.36
Optional sensor holder for EXT-1 (EXT-1+57769=EXT-1E)	57769	1	-	-
Nature Salt 50EX/LS + pH/PPM (EXT-2)	53820	1	85	0.36
Nature Salt 80EX/LS + pH/PPM (EXT-2)	53821	1	95	0.36
Nature Salt 120EX/LS + pH/PPM (EXT-2)	53822	1	135	0.36
Nature Salt 180EX/LS + pH/PPM (EXT-2)	53823	1	150	0.74
Nature Salt 300EX/LS + pH/PPM (EXT-2)	53824	1	175	0.74
Sensor holder included with EXT-2				
Optional:				
Connection kit compatible with Fluidra Connect	60363	1	0.39	0.002

SALT ELECTROLYSIS

ASTRALPOOL

EASY SALT

SELF-CLEANING salt electrolysis system for public pool applications of up to 180 g chlorine/hour. Easy Salt is a compact and cost-competitive piece of equipment. To control more than one unit for the same pool you will need an AP PR-200 external control or Control Connect and the TRI multiple control kit (code 70338).



	Code	Standard Pack	Standard weight in kg	Standard volume in m ³
Easy Salt 50	66151	1	30	0.29
Easy Salt 70	53799	1	70	0.29
Easy Salt 90	53801	1	80	0.29
Easy Salt 180	53803	1	90	0.29
External control option (AP PR 60359-60361-60362, Control Connect 71537-8-9)				
Easy Salt 50 + pH/ORP (EXT-1)	66153	1	30	0.29
Easy Salt 70 + pH/ORP (EXT-1)	53800	1	70	0.29
Easy Salt 90 + pH/ORP (EXT-1)	53802	1	80	0.29
Easy Salt 180 + pH/ORP (EXT-1)	53804	1	90	0.29
Optional sensor holder for EXT-1 (EXT-1+66448 = EXT-1D)	66448	1	-	-
Optional: Connection kit compatible with Fluidra Connect				
	60363	1	0.39	0.002

Our salt water Chlorinators range

TECHNICAL FEATURES

	Salinity	Production g/h	Control	Display	Connectivity	Historical data
Pro-Chlore Salt	5-6 g/l recommended	50 - 500	pH/ORP pH/ppm	LCD color touch screen	NN Thing	Yes
Nature Salt Plus	2-2,5 g/l recommended	50 - 300	pH/ORP pH/ppm	LCD color touch screen	NN Thing	Yes
Easy Salt	5-6 g/l recommended	50 - 180	pH/ORP	LCD Display	NN Thing	Yes
Easy Salt Next VC	5-6 g/l recommended	75 - 190	pH/ORP external	HMI with touch control	NN Thing	No

SALT ELECTROLYSIS

EASY SALT NEXT VC



Easy Salt Next VC is the new generation of salt chlorinators for public swimming pools with an output of up to 190 g/h. The activated titanium electrodes with self-cleaning system have a life of more than 12,000 hours. This new model incorporates a gas sensor and flow detector, as well as a new touch screen display with more information and programming options. If you want to regulate the production according to the pH and ORP values, you have to do it with the external control AP PR-200 included in the pH/ORP codes. To control more than one unit, the TRI Kit is required.

	Code	Standard Pack	Standard weight in kg	Standard volume in m ³
Easy Salt Next VC 75 g/h	76376	1	25	0.29
Easy Salt Next VC 100 g/h	76378	1	25	0.29
Easy Salt Next VC 150 g/h	76380	1	35	0.29
Easy Salt Next VC 190 g/h	76382	1	35	0.29
Easy Salt Next VC 75 pH/ORP	76377	1	25	0.29
Easy Salt Next VC 100 pH/ORP	76379	1	25	0.29
Easy Salt Next VC 150 pH/ORP	76381	1	35	0.29
Easy Salt Next VC 190 pH/ORP	76383	1	35	0.29



SELF-CLEANING ELECTRODES



	Code	Standard Pack	Standard weight in kg	Standard volume in m ³
Pro-Chlore Salt Series				
A-50EX/EXT-1/EXT-2	60634	1	-	-
A-80EX/EXT-1/EXT-2	60636	1	-	-
A-120EX/EXT-1/EXT-2	60676	1	-	-
A-180EX/EXT-1/EXT-2	60677	1	-	-
A-300EX/EXT-1/EXT-2	60678	1	-	-
A-600EX/EXT-1/EXT-2	60679	1	-	-
Nature Salt Plus Series				
A-50EX/LS/EXT-1/EXT-2	60680	1	-	-
A-80EX/LS/EXT-1/EXT-2	60681	1	-	-
A-120EX/LS/EXT-1/EXT-2	60682	1	-	-
A-180EX/LS/EXT-1/EXT-2	60683	1	-	-
A-300EX/LS/EXT-1/EXT-2	60684	1	-	-
Easy Salt Series				
EASY SALT 50/EXT-1	68104	1	-	-
EASY SALT 70/EXT-1	60685	1	-	-
EASY SALT 90/EXT-1	60686	1	-	-
EASY SALT 180/EXT-1	60687	1	-	-
Easy Salt Next VC Series				
EASY SALT NEXT VC 75 g/h	76351	1	-	-
EASY SALT NEXT VC 100 g/h	76352	1	-	-
EASY SALT NEXT VC 150 g/h	76353	1	-	-
EASY SALT NEXT VC 190 g/h	76354	1	-	-

NEOLYSIS

- + Unbeatable water quality.
- + Dual disinfection based on UV and electrolysis.

- Neolysis, the most advanced water treatment by AstralPool:
 - + Sustainability + Innovation + Disinfection + Healthy.
- Two options: low salinity of 2-3 g/l (Neo LS) and standard salinity of 6 g/l (Neo S).
- The ultimate in chloramine reduction capacity (UV LP + Electrolysis).
- Self-cleaning electrodes that last 12,000-15,000 hours (NeoLS and Neo S).
- LP HO UV lamp (13,000 hours)
- Patented process.
- To control more than one unit for the same pool you will need an AP PR-200 external control or Control Connect and the TRI multiple control kit (code 70338).



EXT-1 + 57769 = EXT-1E



Sensor holder included in EXT-2



NEOLYSIS S (5-6 G/L) + UV



	Code	Standard Pack	Standard weight in kg	Standard volume in m ³
AP NEO/S 50 Gr/h + UV 75 W	66142	1	-	-
AP NEO/S 80 Gr/h + UV 90 W	66143	1	-	-
AP NEO/S 120 Gr/h + UV 2 x 90 W	66144	1	-	-
AP NEO/S 180 Gr/h + UV 3 x 90 W	68120	1	-	-
AP NEO/S 300 Gr/h + UV 4 x 90 W	68123	1	-	-
External control option (AP PR 60359-60361-60362, Control Connect 71537-8-9)				
With pH/ORP (EXT-1)				
AP NEO/S 50 Gr/h + UV 75 W	66145	1	-	-
AP NEO/S 80 Gr/h + UV 90 W	66146	1	-	-
AP NEO/S 120 Gr/h + UV 2 x 90 W	66147	1	-	-
AP NEO/S 180 Gr/h + UV 3 x 90 W	68121	1	-	-
AP NEO/S 300 Gr/h + UV 4 x 90 W	68124	1	-	-
Optional sensor holder for EXT-1	57769	1	-	-
With pH/PPM (EXT-2)				
AP NEO/S 50 Gr/h + UV 75 W	66148	1	-	-
AP NEO/S 80 Gr/h + UV 90 W	66149	1	-	-
AP NEO/S 120 Gr/h + UV 2 x 90 W	66150	1	-	-
AP NEO/S 180 Gr/h + UV 3 x 90 W	68122	1	-	-
AP NEO/S 300 Gr/h + UV 4 x 90 W	68125	1	-	-
Optional:				
Connection kit compatible with Fluidra Connect (without lamp control)	60363	1	0.39	0.002

TECHNICAL FEATURES

AP NEO Basic	AP NEO pH/ORP	AP NEO pH/PPM	Production Salt Electrolysis + UV
66142	66145	66148	50 gr Cl ₂ /hr + 75 W UV
66143	66146	66149	80 gr Cl ₂ /hr + 90 W UV
66144	66147	66150	120 gr Cl ₂ /hr + 180 W UV
68120	68121	68122	180 gr Cl ₂ /hr + 270 W UV
68123	68124	68125	300 gr Cl ₂ /hr + 360 W UV

NEOLYSIS



NEOLYSIS LS (1.5-2 G/L) + UV



EXT-1
EXT-1E
EXT-1 + 57769 = EXT-1E



Sensor holder included in EXT-2



	Code	Standard Pack	Standard weight in kg	Standard volume in m ³
AP NEO 50 Gr/h + UV 75 W	57753	1	-	-
AP NEO 80 Gr/h + UV 90 W	57761	1	-	-
AP NEO 120 Gr/h + UV 2 x 90 W	57762	1	-	-
AP NEO 180 Gr/h + UV 3 x 90 W	68117	1	-	-
External control option (AP PR 60359-60361-60362, Control Connect 71537-8-9)				
With pH/ORP (EXT-1)				
AP NEO 50 Gr/h + UV 75 W	57763	1	-	-
AP NEO 80 Gr/h + UV 90 W	57764	1	-	-
AP NEO 120 Gr/h + UV 2 x 90 W	57765	1	-	-
AP NEO 180 Gr/h + UV 3 x 90 W	68118	1	-	-
Optional sensor holder for EXT-1	57769	1	-	-
With pH/PPM (EXT-2)				
AP NEO 50 Gr/h + UV 75 W	57766	1	-	-
AP NEO 80 Gr/h + UV 90 W	57767	1	-	-
AP NEO 120 Gr/h + UV 2 x 90 W	57768	1	-	-
AP NEO 180 Gr/h + UV 3 x 90 W	68119	1	-	-
Optional:				
Connection kit compatible with Fluidra Connect (without lamp control)	60363	1	0.39	0.002

TECHNICAL FEATURES

AP NEO Basic	AP NEO pH/ORP	AP NEO pH/PPM	Production Salt Electrolysis + UV
57753	57763	57766	50 gr Cl ₂ /hr + 75 W UV
57761	57764	57767	80 gr Cl ₂ /hr + 90 W UV
57762	57765	57768	120 gr Cl ₂ /hr + 180 W UV
68117	68118	68119	180 gr Cl ₂ /hr + 270 W UV

NEOLYSIS

LS/S NEOLYSIS LAMPS



	Code	Standard Pack	Standard weight in kg	Standard volume in m ³
75-W UV LP-20 lamp (Codes 57753, 57763, 57766, 66142, 66145, 66148)	60608	1	0.10	-
90-W UV LP-25 lamp (Codes 57761, 57764, 57767, 68117, 68118, 68119, 66143, 66146, 66149, 68120, 68121, 68122, 68123, 68124, 68125)	60609	1	0.10	-
Lamp replacement kit UV LP 2x90 W (Codes 57782, 57765, 57768, 66144, 66147, 66150)	60619	1	0.20	-
UV LP-20/25/30 quartz (lamps 75 W and 90 W)	60631	1	0.09	-

LS/S NEOLYSIS ELECTRODES



	Code	Standard Pack	Standard weight in kg	Standard volume in m ³
Neolysis LS				
50 gr/h - 75 W Neolysis LS electrode (Codes 57753, 57763, 57766)	61119	1	-	-
80 gr/h - 90 W Neolysis LS electrode (Codes 57761, 57764, 57767)	61120	1	-	-
120 gr/h - 2 x 90 W Neolysis LS electrode (Codes 57782, 57765, 57768)	61121	1	-	-
180 gr/h - 3 x 90 W Neolysis LS electrode (Codes 68117, 68118, 68119)	68126	1	-	-
Neolysis S				
50 gr/h - 75 W Neolysis S electrode (Codes 66142, 66145, 66148)	73550	1	-	-
80 gr/h - 90 W Neolysis S electrode (Codes 66143, 66146, 66149)	73551	1	-	-
120 gr/h - 2 x 90 W Neolysis S electrode (Codes 66144, 66147, 66150)	73552	1	-	-
180 gr/h - 3 x 90 W Neolysis S electrode (Codes 68120, 68121, 68122)	73553	1	-	-
300 gr/h - 4 x 90 W Neolysis S electrode (Codes 68123, 68124, 68125)	73554	1	-	-

AUTOMATIC UV DISINFECTION

HELIOX UV LP / MP

ASTRALPOOL 

INTRODUCTION

- + AstralPool presents Heliox UV, an automatic UVC light system, which guarantees double disinfection through a significant reduction in the amount of chloramines (bound chlorine) along with the neutralisation of bacteria, viruses and other microorganisms present in water by impeding their reproduction.
- + The range comprises the Heliox UV LP and the Heliox UV MP models for public pools.



The advantages of UV-C technology:

- + UV ray treatment systems are completely automatic, with very low maintenance and running costs. They also have considerable advantages over other systems:
- + 100% of pool water is treated.
- + The disinfected water is free of unpleasant smells and does not irritate the eyes, thanks to a drastic reduction in the amount of chloramines.
- + They save money as fewer chemical products are required.
- + They are environmentally friendly because:
 - + Less fresh water is needed (daily water renewal is reduced).
 - + Fewer waste by-products are formed, resulting in a reduction in subsequent water treatment.
- + The UV-C equipment does not add any chemical products to the water.



Heliox-UV operation

- + UV-C disinfection is a local treatment (UV chamber), which takes place as the water in the pool circulates through the chamber that contains the UV-C lamps.
- + The accurate delivery of radiation (W UV-C) and residence time in the system ensure the effective neutralisation of 99.9% of microorganisms, as well as the reduction of chloramines to safe levels (<0.6 ppm).

AUTOMATIC UV DISINFECTION



HELIOX UV MP

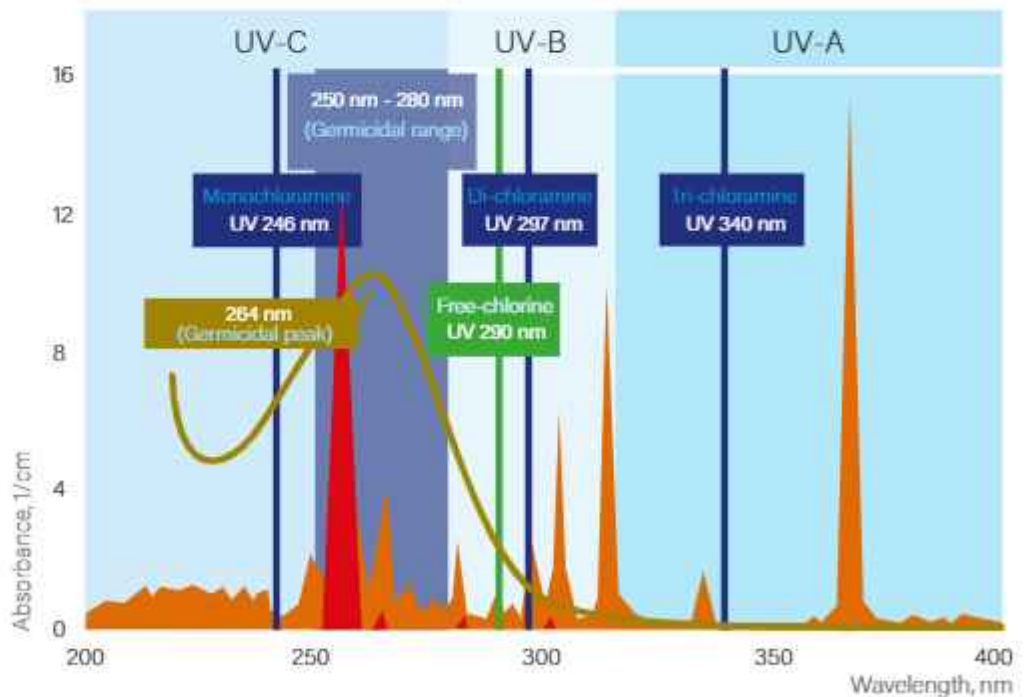


For sea water application, contact with AstralPool

- Heliox UV MP (medium pressure) systems are designed to be used in public pools. These lamps operate over a wide spectrum to cover the whole of the UV region (see graph), which makes possible the effective eradication of chloramines (<0.6 ppm) in the pool water and its efficient disinfection due to the neutralisation of microorganisms (99.9%), including those resistant to chlorine treatment.
- More compact design (UV reactor in AISI-316).
- Adjustable to between 70 and 100% of rated power, in 1% increments, by means of a self-cooling electronic ballast.
- Fluidra technology (design and manufacturing).
- Calibrated UV-C radiation sensor (mW/cm²). Precise dose control. Instant power adjustment to process conditions. Saves energy and extends the lamp's lifetime.
- Advanced colour touch screen. System menu for browsing process parameters and log files.

Advanced versions:

- Embedded web.
- The control architecture used in Heliox UV PM systems has a number of features that make them reliable, energy-efficient and scalable to the highest possible level.
- The Heliox UV MP systems use two parameters for adjusting the power setting: average radiation and flow. All models have a rated radiation profile that ensures a dose of 60mJ/cm². If the flow is lower than the rated value, the same will apply to the required radiation level and the system reduces the power input, thus optimising power consumption and the lamp's lifetime. Likewise, if radiation drops due to losses caused by cloudy water, scaling or lamp emission efficiency, the system will adjust the power so that the right dose is supplied.



- Medium pressure Heliox lamp spectral power distribution
- Low pressure Heliox lamp spectral power distribution
- DNA absorption (Germicidal curve)
- Absorption range
- Free chlorine absorption range

AUTOMATIC UV DISINFECTION

HELIOX UV MP



+ The medium pressure UV lamp is housed in a quartz sheath which insulates it from contact with water. To ensure that all radiation is transmitted to the water, the quartz sheath must be cleaned. Cleaning can be done manually or automatically. For automatic cleaning, models with Auto Wiper should be chosen.

	Code	Standard Pack	Standard weight in kg	Standard volume in m ³
Heliox UV MP 50	52200	1	-	-
Heliox UV MP 80	52201	1	-	-
Heliox UV MP 140	52202	1	-	-
Heliox UV MP 300	52203	1	-	-
Heliox UV MP 450	52204	1	-	-
Heliox UV MP 675	52205	1	-	-

Heliox UV MP Auto Wiper

Heliox UV MP 50 W	58808	1	-	-
Heliox UV MP 80 W	58809	1	-	-
Heliox UV MP 140 W	58698	1	-	-
Heliox UV MP 300 W	58810	1	-	-
Heliox UV MP 450 W	58699	1	-	-
Heliox UV MP 675 W	58811	1	-	-

HELIOX UV MP LAMPS



	Code	Standard Pack	Standard weight in kg	Standard volume in m ³
Lamp UV MP 50/80 (Codes 52200, 52201, 58808, 58809)	60638	1	0.325	-
Lamp UV MP 140 (Codes 52202, 58698)	60639	1	0.255	-
Lamp UV MP 300/450/675 (Codes 52203, 52204, 52205, 58810, 58699, 58811)	60642	1	0.275	-
Quartz tube case MP 50/80/140	60643	1	0.050	-
Quartz tube case MP 300/450/675	60644	1	0.050	-

HELIOX UV LP



+ The medium pressure UV lamp is housed in a quartz sheath which insulates it from contact with water. To ensure that all radiation is transmitted to the water, the quartz sheath must be cleaned. Cleaning can be done manually or automatically. For automatic cleaning, models with Auto Wiper should be chosen.

New Features of LP S.S. & LP PE:

- + Stainless steel and polyethylene versions.
- + Multi-lamp version.
- + Fluidra technology (design and manufacturing).
- + Lamp "ON" indicator.
- + Electronic counter for working time and ignitions (lamp lifetime control).
- + Flow switch included as standard.

HELIOX UV LP S.S. (Stainless Steel)



	Code	Standard Pack	Standard weight in kg	Standard volume in m ³
145 S.S. 270 W / 90 W (UVC)	60344	1	-	-
165 S.S. 360 W / 120 W (UVC)	60345	1	-	-
185 S.S. 450 W / 150 W (UVC)	60346	1	-	-
195 S.S. 540 W / 180 W (UVC)	60347	1	-	-

AUTOMATIC UV DISINFECTION

HELIOX UV LP PE (PolyEthylene)

ASTRALPOOL



	Code	Standard Pack	Standard weight in kg	Standard volume in m ³
P20EX PE 90 W / 30 W (UVC)	63138	1	-	-
P25EX PE 180 W / 60 W (UVC)	63139	1	-	-
P30EX PE 270 W / 90 W (UVC)	63140	1	-	-
P35 PE 270 W / 90 W (UVC)	60348	1	-	-
P45 PE 360 W / 120 W (UVC)	60349	1	-	-
P60 PE 450 W / 150 W (UVC)	60354	1	-	-
P70 PE 540 W / 180 W (UVC)	60358	1	-	-
P95 PE 680 W / 204 W (UVC)	63135	1	-	-
P140 PE 1020 W / 306 W (UVC)	63136	1	-	-
P180 PE 1360 W / 408 W (UVC)	64347	1	-	-
P220 PE 1700 W / 510 W (UVC)	64348	1	-	-
P260 PE 2040 W / 612 W (UVC)	64349	1	-	-
P300 PE 2380 W / 714 W (UVC)	63137	1	-	-

TECHNICAL FEATURES

Material	Code	Model	Flow rate	Flow rate	Flow rate	No. Lamps	Rated / UV-C power	Total height	Ø reactor
			(35 ml/cm ²) Freshwater	(35 ml/cm ²) Seawater	(60 ml/cm ²) Freshwater				
Stainless steel	60344	UV LP 45	45 m ³ /h	-	30 m ³ /h	3X90 w	90 UV-C (W)	1092	204
Stainless steel	60345	UV LP 65	65 m ³ /h	-	40 m ³ /h	4X90 w	120 UV-C (W)	1092	204
Stainless steel	60346	UV LP 85	85 m ³ /h	-	45 m ³ /h	5X90 w	150 UV-C (W)	1092	204
Stainless steel	60347	UV LP 95	95 m ³ /h	-	55 m ³ /h	6X90 w	180 UV-C (W)	1092	204
PE	60348	UV LP P35	35 m ³ /h	20 m ³ /h	20 m ³ /h	3X90 w	90 UV-C (W)	1020	250
PE	60349	UV LP P45	45 m ³ /h	25 m ³ /h	25 m ³ /h	4X90 w	120 UV-C (W)	1020	250
PE	60354	UV LP P60	60 m ³ /h	30 m ³ /h	35 m ³ /h	5X90 w	150 UV-C (W)	1020	250
PE	60358	UV LP P70	70 m ³ /h	35 m ³ /h	40 m ³ /h	6X90 w	180 UV-C (W)	1020	250
PE	63138	UV LP 20 EX	12 m ³ /h	7 m ³ /h	7 m ³ /h	1X90 w	30 UV-C (W)	950	200
PE	63139	UV LP 25 EX	20 m ³ /h	13 m ³ /h	13 m ³ /h	2X90 w	60 UV-C (W)	950	200
PE	63140	UV LP 30 EX	30 m ³ /h	19 m ³ /h	18 m ³ /h	3X90 w	90 UV-C (W)	950	200
PE	63135	UV LP P95	130 m ³ /h	61 m ³ /h	76 m ³ /h	2X340 w	204 UV-C (W)	1319	315
PE	63136	UV LP P140	193 m ³ /h	91 m ³ /h	112 m ³ /h	3X340 w	306 UV-C (W)	1319	315
PE	64347	UV LP P180	253 m ³ /h	120 m ³ /h	148 m ³ /h	4X340 w	408 UV-C (W)	1319	315
PE	64348	UV LP P220	312 m ³ /h	149 m ³ /h	182 m ³ /h	5X340 w	510 UV-C (W)	1319	315
PE	64349	UV LP P260	369 m ³ /h	177 m ³ /h	215 m ³ /h	6X340 w	612 UV-C (W)	1319	315
PE	63137	UV LP P300	432 m ³ /h	209 m ³ /h	252 m ³ /h	7X340 w	714 UV-C (W)	1319	315

HELIOX UV LP LAMPS

ASTRALPOOL



	Code	Standard Pack	Standard weight in kg	Standard volume in m ³
90-W UV LP-25 lamp (Codes 60344, 60345, 60346, 60347, 63138, 63139, 63140, 60348, 60349, 60354, 60358)	60609	1	-	-
UV LP-20/25/30 quartz (Codes 60344, 60345, 60346, 60347, 63138, 63139, 63140, 60348, 60349, 60354, 60358)	60631	1	-	-
340 W UV LP lamp (Codes 63135, 63136, 64347, 64348, 64349, 63137)	66062	1	-	-
UV LP 1100MM quartz (Codes 63135, 63136, 64347, 64348, 64349, 63137)	66063	1	-	-

DOSING PUMPS

ACQUA DOS dosing pumps



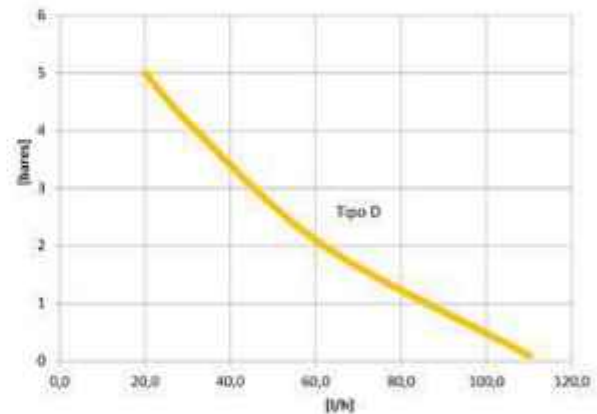
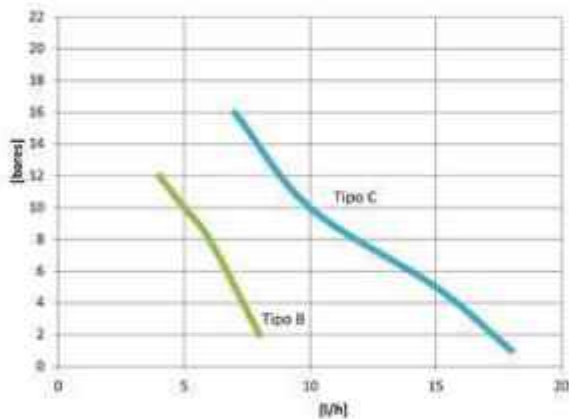
With only 3 sizes Acqua Dos dosing pumps cover a wide range of performances, having a flow rate range from 4 to 110 l/h and a back pressure up to 16 bar. The power supply is 100 ÷ 240 Vac - 50/60 Hz therefore the same pump can operate with different supply voltage.

The pump head is in PVDF and with ceramic ball valve, giving it high chemical compatibility with several liquids, long life PTFE diaphragm.

Acqua Dos series are equipped with a manually priming pump for the start up.

The pump is furnished with a complete standard installation kit, which includes: PVDF foot filter and injection valve, PVC suction tube, PE delivery tube, wall and base fixing bracket.

Installation kit included.



ACQUA DOS MANUAL ANALOG



Acqua Dos series analogic dosing pumps with constant flow rate are manually adjustable by a knob mounted on the front panel.

The flow rate has two frequency ranges:

- 0÷20 % of max flow rate
- 0÷100% of max flow rate

Input for minimum chemical level control (not included).

		Code	Standard Pack	Standard weight in kg	Standard volume in m ³
Manual analog	5 l/h - 10 bar	75088	1	-	-
Manual analog	10 l/h - 10 bar	75089	1	-	-
Manual analog	32 l/h - 4 bar	75090	1	-	-

DOSING PUMPS



ACQUA DOS MANUAL DIGITAL

Acqua Dos series digital dosing pumps with constant flow rate can be adjusted manually by means of a keypad mounted on the front panel, visualizing on the display the dosed flow rate in pulses/minute.

Input for minimum chemical level control (not included).

		Code	Standard Pack	Standard weight in kg	Standard volume in m ³
Manual digital	5 l/h - 10 bar	75091	1	-	-
Manual digital	10 l/h - 10 bar	75092	1	-	-
Manual digital	32 l/h - 4 bar	75093	1	-	-



ACQUA DOS PROPORTIONAL

Acqua Dos series proportional digital dosing pumps work at a constant flow rate and can be adjusted manually by means of a keypad mounted on the front panel, displaying the dosed flow rate in pulses/minute.

Working modes:

- Manual
- According to an external analogic (4-20 mA)
- According to a digital signal (water meter, 1:n or n:1)
- Minimum chemical level input (not included)

		Code	Standard Pack	Standard weight in kg	Standard volume in m ³
Proportional	5 l/h - 10 bar	75083	1	-	-
Proportional	10 l/h - 10 bar	75085	1	-	-
Proportional	32 l/h - 4 bar	75087	1	-	-



ACQUA DOS PH / ORP

The Acqua Dos series digital dosing pump has a built-in pH/Redox control meter and is also compatible with the Fluidra Connect remote management system.

Other features are:

- Constant or proportional dosing according the measured pH or Redox value
- PT100 probe input for thermal compensation
- Repetition alarm relay
- Input On-Off for remote control
- 4÷20 mA output for measure transmission
- Minimum chemical level input (not included)
- pH or ORP electrode not included. See next page

		Code	Standard Pack	Standard weight in kg	Standard volume in m ³
pH / ORP	5 l/h - 10 bar	75078	1	-	-
pH / ORP	10 l/h - 10 bar	75080	1	-	-
pH / ORP	32 l/h - 4 bar	75082	1	-	-



Fluidra Connect compatible

DOSING PUMPS

COMPLETE PH SENSOR KIT

ASTRALPOOL 

Includes: 6 meters pH sensor, buffer solutions sensor holder, PVC bracket and level sensor.

Code	Standard Pack	Standard weight in kg	Standard volume in m ³
76209	1	-	-

COMPLETE REDOX SENSOR KIT

ASTRALPOOL 

Includes: 6 meters gold ORP sensor, buffer solution sensor holder, PVC bracket and level sensor.

Code	Standard Pack	Standard weight in kg	Standard volume in m ³
76210	1	-	-

SENSOR LEVEL

ASTRALPOOL 

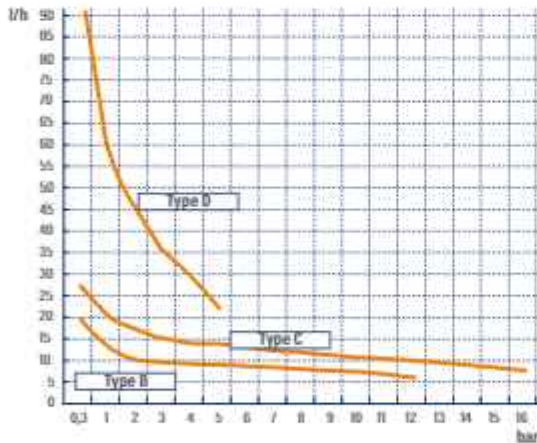
Sensor level for Acqua Dos and Optima dosing pumps.

Code	Standard Pack	Standard weight in kg	Standard volume in m ³
51454	1	-	-

OPTIMA DOSING PUMPS



- + The OPTIMA dosing pump represents the development of more than 30 years of experience in the automatic dosing field.
- + This series reduces the number of pumps required to meet the various dosing needs.
- + The OPTIMA dosing pump series, with its power supply technology from 90, VCA to 265 VCA and at 50-60 Hz, ensures a precision and reliability never seen before.
- + Integration of many functions due to its simple programming, an alphanumeric display, the possibility of multilingual programming of the menu and a technology which permit controlled flow rate and back pressure.
- + Allows to use the same model for various applications providing a great versatility.
- + Systems manufactured in compliance with EC standards.
- + IP5 protection. 90-265V AC 50/60 Hz power supply.
- + Components in contact with chemicals are made of polypropylene, Viton, Teflon and PVC. (Other materials are available if made to order.)
- + Acid-resistant casing.
- + Moisture-resistant membrane push buttons.
- + Built-in purge valve.
- + No lubrication and little maintenance work required.
- + Sensors and calibration solutions not included.
- + Also available with a peristaltic pump (see page 246).



Sensors



pH sensor with calibration solutions (Code: 36004)	•	•	•	•
Redox sensor with calibration solutions (Code: 36005)	•	•	•	•

DOSING PUMPS



OPTIMA NEXT CONSTANT FLOW RATE

The flow rate is fully adjustable from the flow meter. Power supply from 90 to 230 VCA at 50-60 Hz without plug.

	Code	Standard Pack	Standard weight in kg	Standard volume in m ³
Adjustable Optima manual pump at 8 bar and 5 l/h	66164	1	-	-



OPTIMA NEXT PROPORTIONAL AND VOLUMETRIC

OPTIMA pumps provide all the functions of proportional dosing in a single model.

Features:

- Proportional with analogue signals 4 - 20 mA.
- Reading of pulses/minute.
- Chemical product minimum level inlet.
- Pulse entry for dosing proportional from pulse emitter counter.
- Remote start/stop.
- Power supply from 90 to 265 VCA at 50-60 Hz without plug.

	Code	Standard Pack	Standard weight in kg	Standard volume in m ³
Model 8 bar and 5 litres	66165	1	-	-

DOSING PUMPS



OPTIMA NEXT PH / REDOX

ASTRALPOOL

OPTIMA dosing pump with built-in pH/Redox control instrument.

Automatic calibration by simply pressing a button, with the possibility of controlling the degree of sensor efficiency.

Features:

- Power supply from 90 to 265 VCA at 50-60 Hz without plug
- Manual temperature adjustment for pH or optional automatic adjustment with PT100 (sensor not included).
- Level control input.
- Remote off control.

	Code	Standard Pack	Standard weight in kg	Standard volume in m ³
Optima Next dosing pump redox control/pH control at 8 bar and 5 l/h	66166	1	-	-



OPTIMA BRACKET for mounting above tank

ASTRALPOOL

Optional bracket for mounting the OPTIMA series and pH Basic Plus in a horizontal position, for example on top of a chemical products tank.

	Code	Standard Pack	Standard weight in kg	Standard volume in m ³
	36830	1	0,1	0.002



PERISTALTIC DOSING PUMPS

ASTRALPOOL

90/260V 50/60 Hz electrical connection.

The installation kit includes:

- Transparent glass-type flexible 2-m PVC suction pipe.
- Semi-rigid white polyethylene 2-m return pipe.
- 3/8" BSP m. injection valve.
- Pool floor filter.

	Code	Standard Pack	Standard weight in kg	Standard volume in m ³
Peristaltic pump 4 l/h (3 bar)	57179	1	-	-
Peristaltic pump 12 l/h (1 bar)	57178	1	-	-



POLYETHYLENE CYLINDRICAL TANKS

ASTRALPOOL

To hold chemicals for dosage pumps.

	Code	Standard Pack	Standard weight in kg	Standard volume in m ³
Capacity: 125 l	01314	1	4,5	0.120
Capacity: 250 l	01315	1	10,0	0.390
Capacity: 350 l	01316	1	14,0	0.510
Capacity: 500 l	01317	1	21,5	0.760
Capacity: 1000 l	28831	1	-	-

DOSING PUMPS

MANUAL STIRRER

ASTRALPOOL 

For Polyethylene tanks.



	Code	Standard Pack	Standard weight in kg	Standard volume in m ³
Length 60 cm	01318	1	0.5	0.010
Length 90 cm	01319	1	1.2	0.020

CONTINUOUS FLOCCULATION SYSTEM

FLOC SYSTEM

ASTRALPOOL Automation flocculant dosing adjustable flow water pools. Includes: adjustable pump from 151 cm³/h until 1.5 l/h, injector valve, bottom filter, suction and return tube.

	Code	Standard Pack	Standard weight in kg	Standard volume in m ³
	54528	1	1	0.0044

WATER METERS

WOLTMAN TYPE TURBINE METERS

Axial turbine meter, Woltmann type, direct reading on numbered rollers. Dry dial counter, with magnetic drive. Clockwork and easily removable turbine.

Pre-equipment of pulse transmitter with plug and play system, with non-configurable pulse emitter. Meters between DN50 and DN125: 1 pulse each 100 liters and between DN150 and DN200: 1 pulse every 1000 litres. Ask for other configuration.

- No need for rectilinear sections, neither at the entrance nor at the exit of the meter. U0-D0.
- High precision in the measurement Metrology R160 horizontal position and vertical R100.
- Vacuum sealed dial(IP68).
- Cold water use 0,1 - 30°C.
- The Predator water meter can reach up to 16 bar.
- Potable water and irrigation type certificate.
- Easy installation of the pulse emitter.
- Pulse transmitter cable not included (code 71721).



	Code	Standard Pack	Standard weight in kg	Standard volume in m ³
WATER METER DN50 PN16	71714	1	-	-
WATER METER DN65 PN16	71715	1	-	-
WATER METER DN80 PN16	71716	1	-	-
WATER METER DN100 PN16	71717	1	-	-
WATER METER DN125 PN16	71718	1	-	-
WATER METER DN150 PN16	71719	1	-	-
WATER METER DN200 PN16	71720	1	-	-
WATER METER TRANSMITTER	71721	1	-	-

AUTOMATIC REGULATION AND CONTROL EQUIPMENT

AP PR-200

Compatible with water electrolysis



60359



60361



60362



The expert's choice for dosing control. The built-in panels based on Series AP PR controllers provide the best solution for the plug & play devices pre-assembled on the panel. There are several versions for the control of the water's pH, ORP and FREE CHLORINE levels.

AP PR-200 equipment is compatible with the Easy Salt, Easy Salt Next, ProChlore Salt, Nature Salt Plus and Neolysis ranges.

This is also the recommended solution for experts whenever several chlorination systems must be controlled at the same time from a single control and regulation panel (multiple control through the KIT TRI).

	Code	Standard Pack	Standard weight in kg	Standard volume in m ³
AP PR-206 pH/ORP	60359	1	-	-
AP PR-207 pH/Cl ₂ PPM	60361	1	-	-
AP PR-204 Cl ₂ PPM	60362	1	-	-
With integrated TRI KIT				
AP PR-206 pH/ORP	60359+70338(KIT TRI)	1	-	-
AP PR-207 pH/Cl ₂ PPM	60361+70338(KIT TRI)	1	-	-
AP PR-204 Cl ₂ PPM	60362+70338(KIT TRI)	1	-	-
Optional:				
TRI kit, 3-unit simultaneous control	70338	1	-	-

CONTROL CONNECT

The smart multi-setting controller



A range of multi-setting control panels with colour touchscreen. Easy and efficient control of water sanitation. Fully automated pool water treatment.

- Multi-function TFT colour touchscreen.
- 4 programmable timer relays and 4 digital inputs.
- Poolstation (Ethernet as standard).
- Fluidra Connect Compatible.

	Code	Standard Pack	Standard weight in kg	Standard volume in m ³
pH / ORP / Temp. with in-line sensor holder	71537	1	5.85	-
pH / ORP / Temp. with panel sensor holder	71538	1	6.85	-
pH / Cl (ppm) / Temp. with panel sensor holder	71539	1	6.85	-



71537



71538



71539

AUTOMATIC REGULATION AND CONTROL EQUIPMENT

AMPEROMETRIC CHLORINE Sensors

ASTRALPOOL 

	Code	Standard Pack	Standard weight in kg	Standard volume in m ³
Free Chlorine Sensor	60645	1	0.22	-
ECC1 Electrolyte / Gel	60646	1	0.07	-
Membrane for CL.01.02	60647	1	0.02	-

PH / ORP SENSORS

ASTRALPOOL 

	Code	Standard Pack	Standard weight in kg	Standard volume in m ³
pH combined sensor	60648	1	0.20	-
ORP sensor	60649	1	0.20	-

CALIBRATION SOLUTIONS

ASTRALPOOL 

	Code	Standard Pack	Standard weight in kg	Standard volume in m ³
Buffer solution pH 7.0 - 30 mL (Green)	60618	1	0.053	-
Buffer solution pH 4.0 - 30 mL (Red)	60632	1	0.058	-
Calibration solution 470 mV - 30 mL	60633	1	0.060	-

POOL PATROL

ASTRALPOOL 

The Colorimetric controller unit gives a reply to the demand of the Swimming Pool Market requiring compact, easy and low maintenance device, with IP65 enclosure. The available measures are: Free Chlorine (DPD1), pH, Redox (ORP), Temperature. Thanks to its internal graphic display it is possible to have all measures displayed at the same time. The Plastic Cover assures an easy accessibility to the hydraulic part.

Includes: Measuring instrument, flow detector by temperature, pH sensor, ORP sensor, pH calibration solutions, ORP calibration solutions and DPD2 bottle.

	Code	Standard Pack	Standard weight in kg	Standard volume in m ³
Pool Patrol	54527	1	-	-



GUARDIAN POOL

+ A fully automated electronic control unit with potentiometric measurements of pH and Redox potential or an amperometric measurement selective chlorine

The new Guardian Pool unit combines traditional control and dosing elements with a total digital control of its values that facilitates the management of the pool parameters, as well as its history to analyse or detect possible errors. Guardian Pool stands out for its high performance in the control and regulation of chemical products for use in private pools and public pools. Innovative design 7" high resolution touch screen display, firmware update through its USB port, which is also used for downloading the swimming pool data, and a great feature is the WIFI communication, to control the equipment through any mobile device, tablet or PC, inside its radius of range.

Advantages:

- New intuitive and user friendly multilingual user interface.
- Depending on model, simultaneous readings of pH, ORP, Temperature, Free Chlorine, Total Chlorine, Combined Chlorine and Turbidity.
- Internal datalogger with 4Mb of memory, up to 16,000 records, with the possibility of downloading data, displaying graphs and displaying the screen at the time of data input.
- Display of alarms by parameter.
- Chlorine measurement sensor, using Sodium Hypochlorite, Dichlor, Trichlor or Salt Chlorine, with stable reading up to 500 ppm of Isocyanuric Acid.
- Possibility to use electrodes for Bromine, Peroxide, Peracetic, Ozone ...
- 2 control relays for pH and Free Chlorine parameters, powered at 230V 50/60Hz 6A.
- 1 control relay powered for ORP at 230V 50/60Hz 6A.
- 1 control relay for Temperature 230V 50/60Hz with the possibility of associating it to Total Chlorine or Combined Chlorine.
- 2 alarm relays, potential free, configurable to any measurement, including flow rate, or as a general system alarm.
- RS485 Modbus Fluidra Connect RS485 communication port.
- Electrode holder with LED lighting for failure identification.

Technical Specifications:

- Innovative design.
- 7" touch screen (240x128 pixels backlit display).
- Modular probe holder
- Digital central with full access to all its parameters.
- Easy to use.
- For pools dosed with stabilized chlorine (solid), non-stabilized chlorine (liquid or solid), or bromine.
- Includes double relay outputs for each parameter, adjustable 4-20 mA outputs
- WiFi module with internal Webserver page settings
- Fluidra connect compatible
- Multilingual menu
- The signal inputs of the sensors are galvanically isolated.
- USB port for download parameter and Firmware upgrade function.
- Adjusting the proportional dosage on proportional pump.



72700

72701



72702

72703



72704

72705



	Code	Standard Pack	Standard weight in kg	Standard volume in m ³
Guardian Pool 1	72700	1	-	-
Guardian Pool 2	72701	1	-	-
Guardian Pool 3	72703	1	-	-
Guardian Pool 4	72702	1	-	-
Guardian Pool 5	72704	1	-	-
Guardian Pool 6	72705	1	-	-
Guardian Pool 7	74720	1	-	-

Model	Guardian Pool 1	Guardian Pool 2	Guardian Pool 3	Guardian Pool 4	Guardian Pool 5	Guardian Pool 6	Guardian Pool 7
	Chlorine 10 ppm	Chlorine 2 ppm	pH / ORP	pH / Chlorine 10 ppm	pH / ORP / °C / Chlorine 10 ppm(1)	pH / ORP / °C / Free and Total Chlorine 10 ppm / NTU(1)	pH / Chlorine 10 ppm / NTU
Code	72700	72701	72703	72702	72704	72705	74720
Water uses	Drinking water	Drinking water	Residential / Commercial Pools	Commercial Pools	Commercial Pools	Commercial Pools	Commercial Pools
Sensors	pH		✓	✓	✓	✓	✓
	ORP		✓		✓	✓	
	Temperature	✓	✓	✓	✓	✓	✓
	Chlorine libre 2 ppm		✓				
	Chlorine libre 10 ppm	✓			✓	✓	✓
	Chlorine Total 10 ppm					✓	
	Chlorine Combinado					✓	
Turbidez 10 NTU					✓	✓	

(1) FT-100 temperature sensor included. (2) ORP probe with gold cathode (Au).

AUTOMATIC REGULATION AND CONTROL EQUIPMENT

ASTRALPOOL

CONTROLLER



The panels in the CONTROLLER range are fully equipped and assembled systems. They are therefore ideal for use in water treatment.

Their simple, compact design makes installation and start-up extremely easy.

They come with all of the components and accessories required for rapid assembly. All assemblies are made of PVC sheets, in various sizes depending on the model.

General technical features

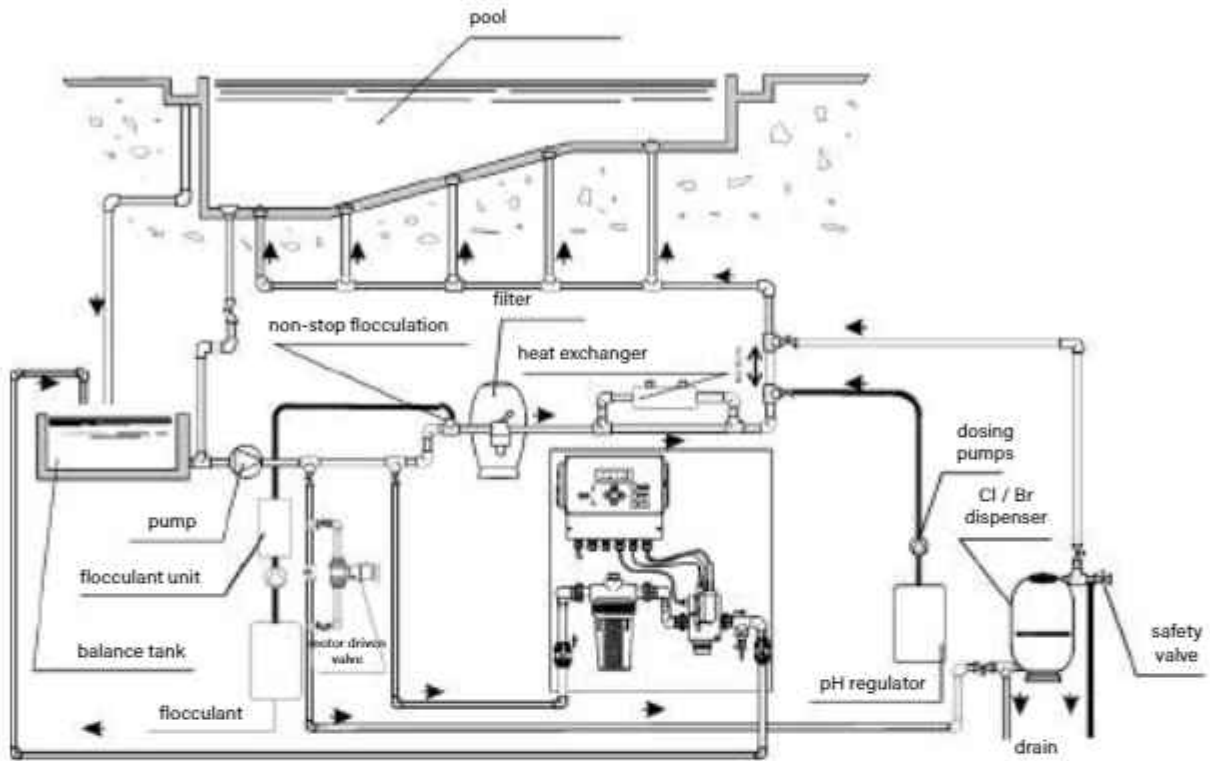
- Range of available sizes depending of the sensor selected.
- Range available for free chlorine: 0-2, 0-5 0-10, 0-20 and 0-200 ppm.
- pH range: 0-14.
- ORP range: +/-1500 mV.
- Temperature range: 0-50°C.
- Measurement of stable chlorine with low pH dependence.
- Self-calibration of all sizes.
- Alarm signal if water flow is insufficient.
- Instrument with IP65 protection rating.
- 250 V-10 A relays for connecting dosing pumps or salt chlorinators.
- 4-20 mA analogue outlets with repeat signal or manifold for proportional pumps.
- Power supply: 230 V / 50 Hz.
- Setpoints and programmable alarms.
- Pump pause function during calibration and for stopping flow.
- Temperature readings and readjustment (automatic with PT100 sensor included).
- Three types of setpoint settings. On/Off, Proportional in Time and Proportional by Pulses.
- RS485 communications port.

Components included in the assembly:

- Methacrylate sensor holder, with flow regulator, sample taking valve and flow sensor.
- Filter holder and 80 micron filter cartridge for water inlet.
- DPD calibration standard solutions.
- Assembly accessories, and instruction and installation manual.
- Sensors depending on version.

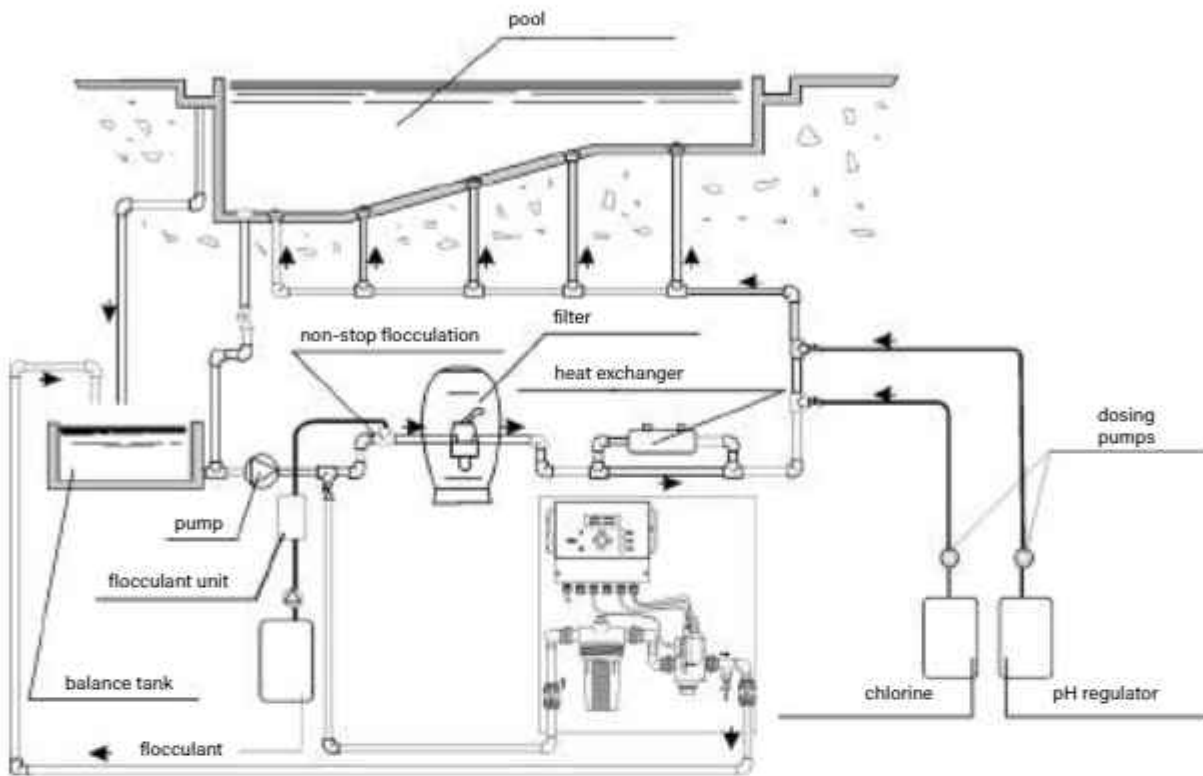
	Code	Standard Pack	Standard weight in kg	Standard volume in m ³
Controller pH / Redox	66178	1	-	-
Controller pH / Free Chlorine	66177	1	-	-
Controller pH / ORP / Free Chlorine	66176	1	-	-
Controller Free Chlorine	66175	1	-	-
pH/Amperometric-free chlorine sensor	66168	1	-	-
pH/ORP/Amperometric free chlorine sensor	66169	1	-	-
Controller pH / ORP / Free Chlorine / Total amperometric chlorine	66170	1	-	-

INSTALLATION DIAGRAM FOR ORGANIC CHLORINE OR BROMINE



AUTOMATIC REGULATION AND CONTROL EQUIPMENT

INSTALLATION DIAGRAM FOR INORGANIC CHLORINE





POOLS

CLEANING

256 AUTOMATIC COMMERCIAL
POOL CLEANERS

256 Vortrax TRX 8500 IQ

257 Vortrax TRX 8700 IQ

258 Arco

259 Arcamax

AUTOMATIC COMMERCIAL POOL CLEANERS



TRX 8500 IQ - VORTRAX



Specifically designed for intensive use in small or medium-sized public pools (hotels, campings, apartments, etc.) with rigid walls up to 20 m length tough, smart and ultra-efficient.

- + High performance brushless electronic motor.
- + Easy-to-clean brush system.
- + Sensor Nav Sytem TM: intelligent and personalised cleaning with anti-tangle compass system without the need of swivel.
- + Heavy-duty materials and traction system for intensive use.
- + Ultra-powerful and long-lasting suction with easy-to-clean filters.

Code

Standard Model WR000597

Accessories

Trolley
Control box
Dual-Stage filter 150 + 60µ (with possibility to use 150µ alone)
Contact Brushes
Free app



3 YEAR WARRANTY

Sensor Nav System

TRACKS TRACTION



PATENTED CYCLONE SUCTION

AquaLink CONTROL



PATENTED LIFT SYSTEM

FOR WHICH TYPE OF POOLS?

Types of pools	Small to medium public pools (hotels, campings, apartments) with rigid walls, up to 20m length
Pool shapes	Rectangular, oval, freeshape
All Floors	Flat, gentle slope, composite slope, diamond shape
Pool surfaces	Tiles, liner, polyester hull, reinforced PVC, painted concrete

DESCRIPTION

Cleaning areas	Floor / walls / waterline
Number / Length of cleaning cycles	Multiple from 0h30 to 6h00 with preset cycles: -Quick: floor only 1h15 -Smart: floor / walls / waterline (calculated time) -Ultra: floor / walls / waterline (2h45)
Timer / Delayed start	7-days timer / Up to 3h delayed start
Power supply	Autonomous, connected to 230V main supply before the transformer
Steering	Pre-programmed
Drive system	Tracks system drive - 2 brushless motors
Transmission	Gear transmission with reinforced components
Pressure sensor	Yes
Brushes	Yes (Contact + ZZ Brushes)
Lift System	Yes
Full filter indicator	Yes
Remote control	Remote control mode (with app)
Water temperature measurement	Yes
Pressure depth sensor	Yes
Safety	Deck system, out of water safety, diagnostic, electronic motor protector
Filtration system / access	Rigid Filter canister with access over the cleaner
Units / pallet	12

TECHNICAL SPECIFICATIONS

Number of motors	3
Control box supply	200-240 VAC ; 50 / 60Hz
Power supply	30 VDC
Operating power	150 W
Cable length / Hose length	25m
Cleaner size (L x W x h)	47 x 51 x 29 cm
Packaging size (L x W x h)	56 x 56 x 46 cm
Cleaner weight	11 kg
Packaging weight	21 kg
Filtering surface and level	1180 cm ²
Filtering capacity	5L
Inlet suction size / Cleaned width	24.5 cm

OPTIONAL ACCESSORIES (NOT INCLUDED)

Fine filter canister 100µ	Fine filter canister 200µ
R0863600	R0863700

AUTOMATIC COMMERCIAL POOL CLEANERS



TRX 8700 IQ - VORTRAX



Specifically designed for intensive use in public pools (hotels, campings, sports centers etc.) with rigid walls up to 25 m length tough, smart and ultra-efficient.

- + Ultrasonic sensors to detect walls and obstacles.
- + High performance brushless electronic motor.
- + Kinetic remote control.
- + Easy-to-clean brush system.
- + Sensor Nav Sytem TM: intelligent and personalised cleaning with anti-tangle compass system without the need of swivel.
- + Heavy-duty materials and traction system for intensive use.
- + Ultra-powerful and long-lasting suction with easy-to-clean filters.



Code

Standard Model WR000598

Accessories

- Trolley
- Control box
- Dual-Stage filter 150 + 60µ (with possibility to use 150µ alone)
- Contact Brushes
- Free app
- Kinetic bluetooth remote control

FOR WHICH TYPE OF POOLS?

Types of pools	Public pools (hotels, campings, sports centers) with rigid walls, up to 25m length
Pool shapes	Rectangular, oval, freeshape
All Floors	Flat, gentle slope, composite slope, diamond shape
Pool surfaces	Tiles, liner, polyester hull, reinforced PVC, painted concrete

DESCRIPTION	
Cleaning areas	Floor /walls/ waterline
Number / Length of cleaning cycles	Multiple from 0h30 to 6h00 with preset cycles: -Quick: floor only 1h15 -Smart: floor / walls / waterline (calculated time) -Ultra: floor / walls / waterline (2h45)
Timer / Delayed start	7-days timer / Up to 3h delayed start
Power supply	Autonomous, connected to 230V main supply before the transformer
Steering	Pre-programmed
Drive system	Tracks system drive - 2 brushless motors
Transmission	Gear transmission with reinforced components
Pressure sensor	Yes
Brushes	Yes (Contact + ZZ Brushes)
Lift System	Yes
Full filter indicator	Yes
Remote control	Kinetic bluetooth remote control
Ultrasonic sensors	Yes
Water temperature measurement	Yes
Pressure depth sensor	Yes
Safety	Deck system, out of water safety, diagnostic, electronic motor protector
Filtration system / access	Rigid Filter canister with access over the cleaner
Units / pallet	12

TECHNICAL SPECIFICATIONS	
Number of motors	3
Control box supply	200-240 VAC ; 50 / 60Hz
Power supply	30 VDC
Operating power	150 W
Cable length / Hose length	30m
Cleaner size (L x W x h)	47 x 51 x 29 cm
Packaging size (L x W x h)	56 x 56 x 46 cm
Cleaner weight	13 kg
Packaging weight	24 kg
Filtering surface and level	1188 cm ²
Filtering capacity	5L
Inlet suction size / /Cleaned width	24.5 cm

OPTIONAL ACCESSORIES (NOT INCLUDED)	
Fine filter canister 100µ	Fine filter canister 200µ
R0863600	R0863700

AUTOMATIC COMMERCIAL POOL CLEANERS



ARCO



Specifically designed for intensive use in public pools tough, smart and ultra-efficient.

- + Infrared sensor for detecting walls and obstacles
- + Gyroscope and compass smart navigation system
- + Delayed Start system for setting cleaning time
- + Remote control for manual use
- + Turbo mode for extra speed and power
- + Traction system reinforced with ball bearings for intensive use
- + Ultra-powerful, long-lasting suction

Code

Standard Model

WR000396

Accessories

Trolley
Remotecontrol
Capacitive control box
Dual bag filter 5µ + 250µ
Free Bluetooth® app

2 YEAR
WARRANTY



FOR WHICH TYPE OF POOLS?

Types of pools	Medium public pools (sports centers, institutional pools, hotels) with rigid walls, up to 30 m length
Pool shapes	Rectangular, oval, freeshape
All Floors	Flat, gentle slope, composite slope, diamond shape
Pool surfaces	Tiles, liner, polyester hull, reinforced PVC, painted concrete

DESCRIPTION

Cleaning areas	Floor / walls
Number / Length of cleaning cycles	Multiple with preset cycles -Floor Mode: floor -Wall and floor mode: floor walls and waterline/ -Delayed start: the 2 cleaning modes will start with 3 hours delayed
Delayed start	Yes up to 3 hours
Power supply	Autonomous, connected to 230V main supply before the transformer
Steering	Pre-programmed
Drive system	Tracks system drive -2 motors
Transmission	Belt transmission with reinforced components
Infrared sensor	Yes
Brushes	PVA
Full filter indicator	Yes
Remote control	Yes (Bluetooth®)
Filtration system / access	Dual bag filter with access under the cleaner
Units / pallet	9 / pallet

TECHNICAL SPECIFICATIONS

Number of motors	3
Control box supply	110-240 VAC ; 50 / 60 Hz
Power supply	24 VDC
Operating power	150 W
Cable length / Hose length	30 m
Cleaner size (L x W x h)	47,5 x 43 x 54 cm
Packaging size (L x W x h)	80 x 40 x 60 cm
Cleaner weight	11,3 kg
Packaging weight	22 kg
Filtering capacity	3,1 kg
Max depth	5 m
Inlet suction size / Cleaned width	40 cm

AUTOMATIC COMMERCIAL POOL CLEANERS



ARCOMAX



Designed for a heavy-duty and intensive use in medium and big public pools

- + Infrared sensor for detecting walls and obstacles
- + Gyroscope and compass smart navigation system
- + Delayed Start system for setting cleaning time
- + Remote control for manual use
- + Turbo mode for extra speed and power
- + Traction system reinforced with ball bearings for intensive use
- + Ultra-powerful, long-lasting suction

Code

2 YEAR
WARRANTY



Standard Model

WR000397

Accessories

Trolley
Remotecontrol
Capacitive control box
Dual bag filter 5µ + 250µ
Free Bluetooth® app



FOR WHICH TYPE OF POOLS?

Types of pools	Medium and big public pools (swim and sports centers, institutional pools) with rigid walls, up to 50 m length
Pool shapes	Rectangular
All Floors	Flat, gentle slope, composite slope, diamond shape
Pool surfaces	Tiles, liner, polyester hull, reinforced PVC, painted concrete

DESCRIPTION

Cleaning areas	Floor /walls
Number / Length of cleaning cycles	Multiple with preset cycles -Floor Mode: floor -Wall and floor mode: floor walls and waterline/ -Delayed start: the 2 cleaning modes will start with 3 hours delayed
Delayed start	Yes
Power supply	Autonomous, connected to 230V main supply before the transformer
Steering	Pre-programmed
Drive system	Tracks system drive -2 motors
Transmission	Belt transmission with reinforced components
Infrared sensor	Yes
Brushes	PVA
Full filter indicator	Yes
Remote control	Yes (Bluetooth®)
Filtration system / access	Dual bag filter with access under the cleaner
Units / pallet	3 / american pallet

TECHNICAL SPECIFICATIONS

Number of motors	3
Control box supply	110-240 VAC ; 50 / 60 Hz
Power supply	24 VDC
Operating power	150 W
Cable length / Hose length	40 m
Cleaner size (L x W x h)	85 x 43 x 54 cm
Packaging size (L x W x h)	90 x 51 x 62 cm
Cleaner weight	20,4 kg
Packaging weight	28 kg
Filtering capacity	5,1 kg
Max depth	5 m
Inlet suction size / Cleaned width	80 cm



POOLS

POOL LIGHTING

262 LED LIGHTING FOR POOL

- 262 Lighting selection guide
- 267 LumiPlus Flexi and FlexiMini
- 272 PAR56 Lamps
- 273 LumiPlus Projector Design
- 274 LumiPlus Essential

280 LED LIGHTING FOR SPAS

- 281 LumiPlus MINI V2
- 281 LumiPlus MICRO

282 CONTROL SYSTEMS

285 HALOGEN LIGHTING

287 CONNECTION BOXES

288 NICHES

290 LED LIGHTING ZODIAC - LED NL

292 AQUASPHERE LED LIGHTING

294 TRANSFORMERS AND ACCESSORIES

296 AQUARMONY UNDERWATER MUSIC SYSTEM

297 OUTDOOR LIGHTING



LUMIPLUS CONNECT

A DELIGHTFUL EXPERIENCE



FLUIDRA
POOL



EMPOWER YOUR LIGHTING EXPERIENCE

Revolutionize your control experience with our adaptable solution. Seamlessly manage your lights through our Fluidra Pool App, designed for both Android and iPhone users. Have the freedom to control the pool lights your way with the added convenience of remote control.



ABSOLUTE CONTROL WHEREVER YOU ARE

Effortlessly integrate our system with the Fluidra Pool ecosystem for centralized control of your pool through the Fluidra Pool app, no matter where you are. Create captivating pool ambiance with color customization, set schedules and choose colors or sequences with ease.



WE PUT THE FOCUS ON EFFICIENCY

Experience energy efficiency like never before with our innovative solution. Easily schedule the on and off times of your lights and take control of the light level with our dimming feature. The LumiPlus Connect is available in two wattages and are designed to adapt to every space and pool size, providing the perfect lighting solution.

POOL LIGHTING

LED LIGHTING FOR POOL

LUMIPLUS CONNECT



- Absolute control from anywhere.
- Scheduling: Set your own schedules.
- Customize your own colours and colour changing scenes.
- Dimming: Light intensity control.
- Colour changing speed control.
- Voice control: Alexa compatible.

Smartphone control with the Fluidra Pool App (iOS/Android)




Two optional remote controllers: White/Tunable White remote controller and RGB/RGBW remote controller.



LumiPlus Flexi

Light color	Luminous flux	Lighting area*
	2.750 lm	20-25 m ²
	4.300 lm	25-35 m ²
	2.000 lm	20-25 m ²
	2.500 lm	20-25 m ²
	3.500 lm	25-35 m ²

Type of installation



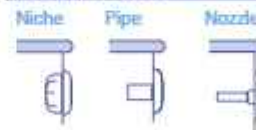
Decorative ring color



LumiPlus FlexiMini

	Light color	Luminous flux	Lighting area*
STAIRS		450 lm	3 - 5 m ²
		300 lm	3 - 5 m ²
WALL		900 lm	8 - 12 m ²
		600 lm	8 - 12 m ²

Type of installation



Decorative ring color



Codification and type of light



Monocolor White
5.700K



WW
Warm White
3.000K



TW
Tunable White
from 2.500 to 6.000K



M
Multicolor
RGB



MW
Multicolor
RGB + White

* The lighting area is an estimate and may depend on the coating's colour and on the swimming pool's shape.

LumiPlus Connect commercial video





LUMIPLUS PLUG&PLAY

EASY TO INSTALL, EASY TO CONTROL



Only compatible
with Plug&Play lights



EASY POOL LIGHT CONTROL

Enjoying PLUG&PLAY is as easy as plugging it in and using it. No installation work in a technical room is required. The device is designed to be completely intuitive to use. Just 6 buttons are enough to control the lights and the color of your entire pool.



LIGHTING UNDER CONTROL

PLUG&PLAY concentrates a high technology in a very compact design that allows us to obtain the best lighting performance on the market in its category.



THE MOST RELIABLE REMOTE CONTROL

A plug&play solution that solves the signaling problems common in other solutions on the market thanks to a high signal range (15 meters) and no synchronization problems.

LED LIGHTING FOR POOL

LUMIPLUS PLUG&PLAY



- 15 meters signal range.
- Dimming: Light intensity control.
- 12 colours
- 8 colour changing sequences
- 8 colour changing speeds
- Also compatible with the Command Connect cabinet.

LumiPlus Flexi



Light color	Luminous flux	Lighting area*
	2.000 lm	20-25 m ²

Type of installation



Decorative ring color

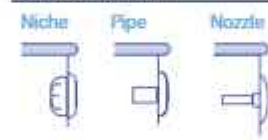


LumiPlus FlexiMini



Light color	Luminous flux	Lighting area*
STAIRS	300 lm	3-5 m ²
WALL	600 lm	3-5 m ²

Type of installation



Decorative ring color



LumiPlus PAR56 lamp



Light color	Luminous flux	Lighting area*
	2.000 lm	20-25 m ²

LumiPlus Plug&Play commercial video



* The lighting area is an estimate and may depend on the coating's colour and on the swimming pool's shape.

LUMIPLUS ON/OFF



LumiPlus Flexi

Powered at 12Vdc



Light color	Luminous flux	Lighting area*
	2.750 lm	20-25 m ²

Type of installation



Decorative ring color



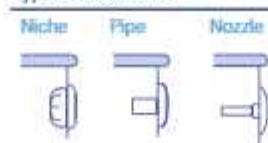
LumiPlus FlexiMini

Available powered at 12Vdc and 24Vdc




Light color	Luminous flux	Lighting area*
STAIRS	450 lm	3-5 m ²

Type of installation



Decorative ring color



LumiPlus Flexi

Powered at 24Vdc




Light color	Luminous flux	Lighting area*
	4.320 lm	20-25 m ²
	1.485 lm	15-20 m ²

Type of installation



Decorative ring color








* The lighting area is an estimate and may depend on the coating's colour and on the swimming pool's shape.

LED LIGHTING FOR POOL

CODIFICATION AND TYPE OF LIGHT

Type of light in LumiPlus Connect and LumiPlus Plug&Play is specified with a letter at the end of the 5 digit code.
 Available types of light are: White, Warm White, Tunable White, RGB and RGBW.
 The five digit root code always refers to the model in white light.

	1 Code	&	2 Light color	=	PRODUCT
For example: LumiPlus Flexi Connect	76600		○ White		Monocolor White 5.700K
	76600WW		● Warm White		Warm White 3.000K
	76600TW		○ Tunable White		Tunable White from 2.500 to 5.700K
	76600M		● RGB		Multicolor RGB
	76600MW		● RGB White		Multicolor RGB + White

NOTE : Not all models are available in all the above types of light.





LUMIPLUS FLEXI & FLEXIMINI

SMART FLEXIBILITY,
MAXIMUM SIMPLICITY



MADE UP OF TWO COMPONENTS

LumiPlus Flexi and FlexiMini projectors are underwater floodlights made up of two components: a **lamp** and a **decorative ring**. Flexi projectors can fit a niche, a nozzle or can be surfaced mounted, while FlexiMini projectors can be installed into a niche, a nozzle or a wall bushing.

Set your own projector by following the next two steps:

1

LAMP



STEP 1: Selection of the lamp and type of light



2

FIXATION SYSTEM &
DECORATIVE RING



STEP 2: Selection of the fixation system and decorative ring color

LED LIGHTING FOR POOL - LUMIPLUS FLEXI AND FLEXIMINI

1 LAMP

Step 1: Selection of the lamp and type of light



LumiPlus Flexi and FlexiMini **Connect** lamps provide a total control of the light. Lamps are available in white, warm white, tunable white, RGB and RGBW. Easy and intuitive control through the LumiPlus Connect Controller and the Fluidra Pool App (or optionally through a Connect controller plus a Connect remote). See controller's page 282. Powered at 12 V AC.



CONNECT

	Description	Color	Efficiency	Code	Consumption	Luminous flux
	LumiPlus Hexi Connect W 2750 lm Lamp	White		76600	27 W (38 VA)	2750 lm
	LumiPlus Hexi Connect WW 2750 lm Lamp	Warm white		76600WW	27 W (38 VA)	2750 lm
	LumiPlus Hexi Connect TW 2750 lm lamp	Tunable white		76600TW	27 W (38 VA)	2750 lm
	LumiPlus Hexi Connect RGB 2000 lm lamp	RGB		76600M	34.5 W (45 VA)	2000 lm
	LumiPlus Hexi Connect RGBW 2500 lm lamp	RGBW		76600MW	28 W (49 VA)	2500 lm
	LumiPlus Hexi Connect W 4300 lm lamp	White		76601	42 W (60 VA)	4300 lm
	LumiPlus Flexi Connect WW 4300 lm lamp	Warm white		76601WW	42 W (60 VA)	4300 lm
	LumiPlus Flexi Connect TW 4300 lm lamp	Tunable white		76601TW	42 W (60 VA)	4300 lm
	LumiPlus Flexi Connect RGBW 3500 lm lamp	RGBW		76601MW	56 W (72 VA)	3500 lm
	LumiPlus FlexiMini Stairs Connect W lamp	White		76602	3.5 W (4.5 VA)	450 lm
	LumiPlus FlexiMini Stairs Connect WW lamp	Warm white		76602WW	3.5 W (4.5 VA)	450 lm
	LumiPlus FlexiMini Stairs Connect TW lamp	Tunable white		76602TW	3.5 W (4.5 VA)	450 lm
	LumiPlus FlexiMini Stairs Connect RGB lamp	RGB		76602M	4 W (6 VA)	300 lm
	LumiPlus FlexiMini Stairs Connect RGBW lamp	RGBW		76602MW	5 W (25 VA)	400 lm
	LumiPlus FlexiMini Wall Connect W lamp	White		76603	7 W (10.5 VA)	900 lm
	LumiPlus FlexiMini Wall Connect WW lamp	Warm white		76603WW	7 W (10.5 VA)	900 lm
	LumiPlus FlexiMini Wall Connect TW lamp	Tunable white		76603TW	7 W (10.5 VA)	900 lm
	LumiPlus FlexiMini Wall Connect RGBW lamp	RGBW		76603MW	10 W (15 VA)	800 lm

LumiPlus Flexi and FlexiMini **Plug & Play** lamps are the easiest and funniest way to control RGB light. All that is needed is a Plug & Play lamp and a Plug & Play remote controller. See controller's page 283. Powered at 12 V AC.

PLUG & PLAY

	Description	Color	Efficiency	Code	Consumption	Luminous flux
	LumiPlus Flexi Plug & Play lamp	RGB		76579M	34.5 W (45 VA)	2000 lm
	Kit 1 x LumiPlus Flexi Plug & Play lamp + Remote Control	RGB		76580M	34.5 W (45 VA)	2000 lm
	Kit 2 x LumiPlus Flexi Plug & Play lamps + Remote Control	RGB		76581M	34.5 W (45 VA)	2000 lm
	LumiPlus FlexiMini Stairs Plug & Play lamp	RGB		76588M	4 W (6 VA)	300 lm
	LumiPlus FlexiMini Wall Plug & Play lamp	RGB		76589M	8 W (12 VA)	600 lm
	Kit 3 x LumiPlus FlexiMini Wall Plug & Play lamps + Remote Control	RGB		76590M	8 W (12 VA)	600 lm

LumiPlus Flexi and FlexiMini **on/off** lamps are monochrome white lamps, available in white and warm white, and powered at 12 V AC or 24 V DC. Keep it simple, just switch them on to light your pool.

ON/OFF

	Description	Color	Efficiency	Code	Consumption	Luminous flux
Powered at 12 V AC						
	LumiPlus Flexi W 2750 lm lamp	White		76573	28 W (40 VA)	2750 lm
	LumiPlus Flexi WW 2750 lm lamp	Warm white		76573WW	28 W (40 VA)	2750 lm
	LumiPlus FlexiMini Stairs W lamp	White		74400	3.5 W (6 VA)	450 lm
	LumiPlus FlexiMini Stairs WW lamp	Warm white		74400WW	3.5 W (6 VA)	450 lm
	LumiPlus FlexiMini Wall W lamp	White		74406	7.2 W (10.5 VA)	900 lm
	LumiPlus FlexiMini Wall WW lamp	Warm white		74406WW	7.2 W (10.5 VA)	900 lm
Powered at 24 V DC (power pack included)						
	LumiPlus Flexi Maximum Efficiency	White		71236	8.7 W (11.7 VA)	1485 lm
	LumiPlus Flexi V1 DC W lamp	White		71201	14 W (24 VA)	1485 lm
	LumiPlus Flexi V1 DC WW lamp	Warm white		71201WW	14 W (24 VA)	1485 lm
	LumiPlus Flexi V2 DC W lamp	White		71202	32 W (32 VA)	4300 lm
	LumiPlus Flexi V2 DC WW lamp	Warm white		71202WW	32 W (32 VA)	4300 lm
	LumiPlus FlexiMini Stairs DC W lamp	White		74401	3 W (3 VA)	450 lm
	LumiPlus FlexiMini Stairs DC WW lamp	Warm white		74401WW	3 W (3 VA)	450 lm
	LumiPlus FlexiMini Wall W lamp	White		74407	6.8 W (6.8 VA)	900 lm
	LumiPlus FlexiMini Wall WW lamp	Warm white		74407WW	6.8 W (6.8 VA)	900 lm

Color temperatures: White ~ 5700 K / Warm white ~ 3000 K / Tunable white ~ 2500 K - 8000 K.

LED LIGHTING FOR POOL - LUMIPLUS FLEXI AND FLEXIMINI

2 FIXATION SYSTEM AND DECORATIVE RING

Step 2: Selection of the fixation system and decorative ring color



(Every decorative ring includes the installation fittings)

Flexi decorative rings Only compatible with Flexi lamps		Code
	FLEXINICHE	
	White	71209
	Beige	71209CL090
	Light Grey	71209CL129
	Anthracite grey	71209CL144
	Stainless steel AISI 316-L embellisher with ABS body	71209CLSS
Full Stainless Steel AISI 316-L**	73440	
Compatible with any niche from D. 180 mm to D. 230 mm. Decorative ring dimensions: Ø 294 mm, **Full stainless steel dimensions: Ø 310 mm.		
	FLEXISLIM	
	White	71210
	Beige	71210CL090
	Light Grey	71210CL129
Anthracite grey	71210CL144	
Can be installed surface mounted on new pools or clipped to the existing AstralPool's surface fittings. Decorative ring dimensions: Ø 290 mm.		
	FLEXIRAPID	
	White	71211
	Beige	71211CL090
	Light Grey	71211CL129
Anthracite grey	71211CL144	
Compatible with any 1" ½ internal thread nozzle. Decorative ring dimensions: Ø 267 mm.		

How to install?



How to install?



How to install?



FlexiMini decorative rings Only compatible with FlexiMini lamps		Code
	FLEXIMINI NICHE	
	White	74392
	Beige	74392CL090
	Light grey	74392CL129
	Anthracite grey	74392CL144
	Stainless Steel A316-L with ABS body	74392CLSS
To be installed into a niche. Decorative ring dimensions: Ø 161 mm.		
	FLEXIMINI NOZZLE L	
	White	74393
	Beige	74393CL090
	Light grey	74393CL129
	Anthracite grey	74393CL144
Stainless Steel A316-L with ABS body	74393CLSS	
To be installed into nozzles with a Ø 116 mm trim or less. Decorative ring dimensions: Ø 132 mm.		
	FLEXIMINI NOZZLE S	
	White	74394
	Beige	74394CL090
	Light grey	74394CL129
	Anthracite grey	74394CL144
Stainless Steel A316-L with ABS body	74394CLSS	
To be installed into nozzles with a Ø 90 mm trim or less. Decorative ring dimensions: Ø 96 mm.		
	FLEXIMINI PIPE	
	White	74395
	Beige	74395CL090
	Light grey	74395CL129
	Anthracite grey	74395CL144
Stainless Steel A316-L with ABS body	74395CLSS	
To be installed into pipes or wall bushings in concrete pools. Decorative ring dimensions: Ø 96 mm.		

How to install?



How to install?



How to install?



How to install?



LED LIGHTING FOR POOL

NICHES GUIDE

For LumiPlus Flexi and LumiPlus FlexiMini



TYPE OF INSTALLATION	TYPE OF PROJECTOR	TYPE OF POOL							
		CONCRETE	CONCRETE + LINER		FIBREGLASS		PANELS		
			with inserts	without inserts	with inserts	without inserts	with inserts	without inserts	
	FlexiNiche	 00349	 00364	 17805/28887	 00364/17805	 72261/28887	 23671	 23670	
	FlexiNiche	 59813	 59814	 59815	 59814	 59815	 59814 + double gasket (59814-0100)	 59815 + double gasket (59814-0100)	
	FlexiNiche full SS	 54102	 54103	-	 54103	-	-	-	
	FlexiSlim	-	-	-	-	-	-	-	
	FlexiRapid	 35418	 59983 17382	 06544	-	 74179	 00332	 27084	
	FlexiMini Niche	 06967	 00369	-	 00369	-	 49828	-	
	FlexiMini L Nozzle	 00300/ 00301	 59983 17362	-	-	 00336	 00332	-	
	FlexiMini S Nozzle	 35418	-	 06544	-	 74179	-	 27084	
	FlexiMini Pipe	 15661	-	-	-	-	-	-	

POOL LIGHTING

Energy efficiency

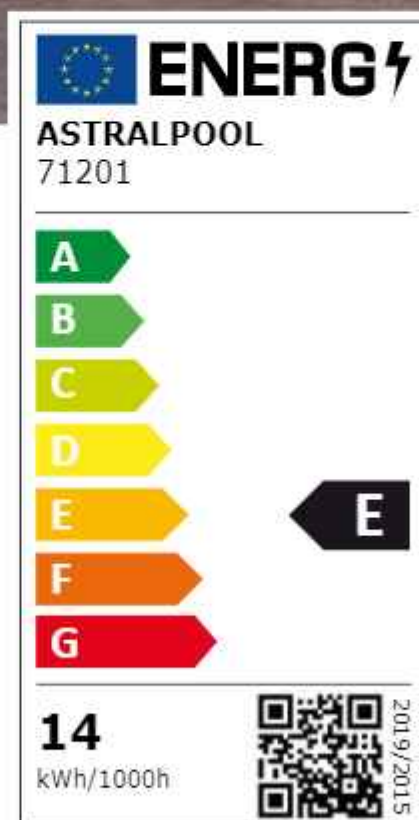
New European regulation of energy labeling for lamps and projectors

NEW ENERGY EFFICIENCY LABEL FOR LIGHTING

The European Union launches the European Regulation EU 2019/2015 on new energy efficiency labeling in lamps and projectors that starts on September 1st, 2021 and repeals the European Regulation EU 874/2012.

The new Energy Efficiency label allows:

- Providing more information to the installer and customer. Thanks to the new QR code will access the European EPREL base, where the characteristics of the product are available.
- Carrying out a new energy classification promotes evolution of lighting technology.
- Greater control of products manufactured in the EU, with the QR code.



New label



Old label

The new classification must be marked on the unit packagings with the label, and in catalogs and product data sheets with the symbol below.



LED LIGHTING FOR POOL



PAR56 LAMPS Lumiplus Plug&Play lamps

Easy to install, easy to control: A very intuitive RGB control without further installation works in the electric cabinet, or the technical room, make LumiPlus Plug&Play PAR56 lamps the perfect retrofit solution.







Powered at 12 Vac.







Compatible with PAR56 projectors.

Cable is not included.

TECHNICAL FEATURES

RGB

Description	Light Color	Code	Consumption	Luminous flux
 <p>LumiPlus PAR56 Plug&Play lamp</p>	RGB	 76591M	34,5W (45VA)	2000 lm
Works with Plug&Play remote controller 74339 (not included).				
 <p>KIT 1 x LumiPlus PAR56 Plug&Play lamp + Remote Control</p>	RGB	 76592M	34,5W (45VA)	2000 lm
The kit includes one LumiPlus Plug&Play PAR56 lamp plus a LumiPlus Plug&Play remote control.				
 <p>KIT 2 x LumiPlus PAR56 Plug&Play lamp + Remote Control</p>	RGB	 76593M	34,5W (45VA)	2000 lm
The kit include two LumiPlus Plug&Play PAR56 lamp plus a LumiPlus Plug&Play remote control.				

-  - 15 meters signal range.
-  - Dimming: Light intensity control.
-  - 12 colours
-  - 8 colour changing sequences
-  - 8 colour changing speeds
-  - Also compatible with the Command Connect cabinet.

LED LIGHTING FOR POOL



PROJECTOR DESIGN



The LumiPlus Design projector is a high power underwater projector that can be installed in 180mm diameter niches.

The decorative ring is available in Stainless Steel effect and Pure White.

The projector is available in 3 different types of light: white 5700K, warm white 3000K, and RGB multi-color.

The RGB versions are compatible with LumiPlus Connect Controller, code 76290, and LumiPlus RGB ECO push-button, code 32458.

TECHNICAL FEATURES

White - Warm White - RGB						
Light Colour		White	Stainless steel effect	Consumption	Luminous flux	
	White		59807	59805	32W (35VA)	4320 lm
	Warm White		59807WW	59805	32W (35VA)	4320 lm
	RGB		59803	59801	32W (42VA)	2544 lm

Rated voltage: 12V AC. IPX8 protection. Includes 2.5 m H07RN-F 2x1.5 mm² cable.

NICHES GUIDE For LumiPlus Design



TYPE OF INSTALLATION	TYPE OF PROJECTOR	TYPE OF POOL						
		CONCRETE	CONCRETE + LINER		FIBREGLASS		PANELS	
			with inserts	without inserts	with inserts	without inserts	with inserts	without inserts
	LumiPlus Design							
		59813	59814	59815	59814	59815	59814 + double gasket (59814-0100)	59815 + double gasket (59814-0100)

POOL LIGHTING

LUMIPLUS ESSENTIAL

A CLASSIC
UPDATED TO
TODAY'S LIGHT



THE CHANGEOVER TO LED WITHOUT COMPLICATIONS

No need to manipulate the electrical panel as it is compatible with the same transformers as halogen lamps and RGB control is done through a remote control.



A RELIABLE CLASSIC UPDATED

The smart choice because of its competitive price and it also has the same principles (in terms of appearance and installation) as halogen products, but now with LED technology. It fits perfectly with existing structures, making it ideal for retrofit. Powered at 12Vac.



LIGHT UP YOUR POOL EFFICIENTLY

Enjoy greater illumination at a lower price and the tranquility of having purchased an AstralPool light:

- **Made in the EU:** State-of-the-art manufacturing plant.
- **Technical know-how:** +14 years of experience designing, developing and manufacturing underwater products, now updated with LED technology.
- **Quality control:** Each unit is tested prior to validation to ensure IP68 watertightness validation to guarantee its water tightness and luminous performance.

THE RANGE

PAR56
LAMP



PAR56
PROJECTOR



RAPID
PROJECTOR



FLAT
PROJECTOR



MINI
PROJECTOR





LED LIGHTING FOR POOL

LUMIPLUS ESSENTIAL

PAR 56 lamps



TECHNICAL FEATURES

White - Warm White - RGB

Description	Light Color		Code	Consumption	Luminous flux
LumiPlus Essential PAR56 White LED lamp	White		73761	14.5 W (20 VA)	1485 lm
LumiPlus Essential PAR56 Warm White LED lamp	Warm White		73761WW	14.5 W (20 VA)	1485 lm
LumiPlus Essential PAR56 RGB LED lamp	RGB		75767	22 W (29 VA)	1100 lm

Can be controlled by push-button 3245B, LumiPlus Range Extender 64633 + RC100 remote controller 75773 or LumiPlus Connect controller 76290. Not compatible with RC100 remote controller without a LumiPlus Range Extender.



Remote controlled RGB RC 1100

Description	Light Color		Code	Consumption	Luminous flux
LumiPlus Essential PAR56 RGB LED lamp + RC 1100	RGB		75771	22 W (29 VA)	1100 lm
Compatible with RC100 remote controller. (remote controller is included)					
LumiPlus Essential PAR56 RGB LED lamp	RGB		75772	22 W (29 VA)	1100 lm
Compatible with RC100 remote controller. (remote controller is not included)					



How to replace a PAR56 projector.



LUMIPLUS ESSENTIAL

PAR56 projectors



Niche is not included. Compatible with Ø230mm niches. (see page 288).

TECHNICAL FEATURES

White - Warm White - RGB

Description	Light Color		Code	Consumption	Luminous flux
LumiPlus Essential PAR56 White LED projector	White		70870	14.5 W (20 VA)	1485 lm
LumiPlus Essential PAR56 Warm White LED projector	Warm White		70870WW	14.5 W (20 VA)	1485 lm
LumiPlus Essential PAR56 RGB LED projector	RGB		75435	22 W (29 VA)	1100 lm

Can be controlled by push-button 3245B, LumiPlus Range Extender 64633 + RC100 remote controller 75773 or LumiPlus Connect controller 76290. Not compatible with RC100 remote controller without a LumiPlus Range Extender.



Remote controlled RGB RC 1100

Description	Light Color		Code	Consumption	Luminous flux
LumiPlus Essential PAR56 RGB LED projector + RC 1100	RGB		75777	22 W (29 VA)	1100 lm
Compatible with RC100 remote controller. (remote controller is included)					
LumiPlus Essential PAR56 RGB LED projector	RGB		75778	22 W (29 VA)	1100 lm
Compatible with RC100 remote controller. (remote controller is not included)					



LED LIGHTING FOR POOL



LUMIPLUS ESSENTIAL

PAR56 projector kit for concrete pool



Ø230 mm niche to install in concrete pools is included

TECHNICAL FEATURES

White - Warm White - RGB

Description	Light Color	Code	Consumption	Luminous flux
 LumiPlus Essential PAR56 White LED Kit for concrete pools	White 	66828	14.5 W (20 VA)	1485 lm
LumiPlus Essential PAR56 White LED Kit for concrete pools	Warm White 	66828WW	14.5 W (20 VA)	1485 lm
LumiPlus Essential PAR56 RGB LED Kit for concrete pools	RGB 	75437	22 W (29 VA)	1100 lm

Can be controlled by push-button 32450, LumiPlus Range Extender 64633 + RC100 remote controller 75773 or LumiPlus Connect controller 76290. Not compatible with RC100 remote controller without a LumiPlus Range Extender.

Remote controlled RGB RC 1100

Description	Light Color	Code	Consumption	Luminous flux
 LumiPlus Essential PAR56 RGB LED Kit for concrete pools + RC 1100	RGB 	75781	22 W (29 VA)	1100 lm
Compatible with RC100 remote controller. (remote controller is included)				
LumiPlus Essential PAR56 RGB LED Kit for concrete pools	RGB 	75782	22 W (29 VA)	1100 lm
Compatible with RC100 remote controller. (remote controller is not included)				



LUMIPLUS ESSENTIAL

PAR56 projector kit for fibreglass pool



Ø230 mm niche to install in fibreglass pools is included

TECHNICAL FEATURES

White - Warm White - RGB

Description	Light Color	Code	Consumption	Luminous flux
 LumiPlus Essential PAR56 White LED Kit for fibreglass	White 	70528	14.5 W (20 VA)	1485 lm
LumiPlus Essential PAR56 White LED Kit for fibreglass	Warm White 	70528WW	14.5 W (20 VA)	1485 lm
LumiPlus Essential PAR56 RGB LED Kit for fibreglass	RGB 	75440	22 W (29 VA)	1100 lm

Can be controlled by push-button 32450, LumiPlus Range Extender 64633 + RC100 remote controller 75773 or LumiPlus Connect controller 76290. Not compatible with RC100 remote controller without a LumiPlus Range Extender.

Remote controlled RGB RC 1100

Description	Light Color	Code	Consumption	Luminous flux
 LumiPlus Essential PAR56 RGB LED Kit for fibreglass + RC 1100	RGB 	75784	22 W (29 VA)	1100 lm
Compatible with RC100 remote controller. (remote controller is included)				
LumiPlus Essential PAR56 RGB LED Kit for fibreglass	RGB 	75785	22 W (29 VA)	1100 lm
Compatible with RC100 remote controller. (remote controller is not included)				



How to replace a Flat projector.



LED LIGHTING FOR POOL

LUMIPLUS ESSENTIAL

Flat projector






TECHNICAL FEATURES

White - Warm White - RGB

Description	Light Color		Code	Consumption	Luminous flux
 LumiPlus Essential White LED Flat projector	White		75821	14,5 W (20 VA)	1485 lm
LumiPlus Essential White LED Flat projector	Warm White		75821WW	14,5 W (20 VA)	1485lm
LumiPlus Essential RGB LED Flat projector	RGB		75824	22 W (29 VA)	1100 lm

Can be controlled by push button 32458, LumiPlus Range Extender 64633 + RC100 remote controller 75773 or LumiPlus Connect controller 76290. Not compatible with RC100 remote controller without a LumiPlus Range Extender.

Remote controlled RGB RC 1100

Description	Light Color		Code	Consumption	Luminous flux
 LumiPlus Essential RGB LED Flat projector + RC 1100	RGB		75825	22 W (29 VA)	1100 lm
LumiPlus Essential RGB LED Flat projector	RGB		75826	22 W (29 VA)	1100 lm

Compatible with RC100 remote controller. (remote controller is included)

Compatible with RC100 remote controller. (remote controller is not included)



LUMIPLUS ESSENTIAL

Mini projector for niche installation



TECHNICAL FEATURES

Description	Light Color		Code	Consumption	Luminous flux
 LumiPlus Essential Mini White niche mounted	White		76680	4 W (6 VA)	315lm
LumiPlus Essential Mini Warm White niche mounted	Warm White		76680WW	4 W (6 VA)	315lm
LumiPlus Essential Mini RGB niche mounted	RGB		76682	4 W (7 VA)	186lm

Can be controlled by push button 32458, LumiPlus Range Extender 64633 + RC100 remote controller 75773 or LumiPlus Connect controller 76290. Not compatible with RC100 remote controller without a LumiPlus Range Extender.



LUMIPLUS ESSENTIAL

Mini projector for wall bushings



TECHNICAL FEATURES

White - Warm White - RGB

Description	Light Color		Code	Consumption	Luminous flux
 LumiPlus Essential Mini White quick coupling	White		76681	4 W (6 VA)	315lm
LumiPlus Essential Mini Warm White quick coupling	Warm White		76681WW	4 W (6 VA)	315lm
LumiPlus Essential Mini RGB quick coupling	RGB		76683	4 W (7 VA)	186lm

Can be controlled by push button 32458, LumiPlus Range Extender 64633 + RC100 remote controller 75773 or LumiPlus Connect controller 76290. Not compatible with RC100 remote controller without a LumiPlus Range Extender.

LED LIGHTING FOR POOL



LUMIPLUS ESSENTIAL

Rapid Concrete pools installation

ASTRALPOOL

NEW
2024

TECHNICAL FEATURES

White - Warm White - RGB

Description	Light Color	Code	Consumption	Luminous flux
LumiPlus Essential White LED Rapid Concrete projector	White 	62327	14,5 W (20 VA)	1485 lm
LumiPlus Essential White LED Rapid Concrete projector	Warm White 	62327WW	14,5 W (20 VA)	1485lm
LumiPlus Essential RGB LED Rapid Concrete projector	RGB 	62328	22 W (29 VA)	1100 lm

Can be controlled by push button 32456, LumiPlus Range Extender 64633 + RC100 remote controller 75773 or LumiPlus Connect controller 76290. Not compatible with RC100 remote controller without a LumiPlus Range Extender.

Remote controlled RGB RC 1100

Description	Light Color	Code	Consumption	Luminous flux
LumiPlus Essential RGB LED Rapid Concrete projector + RC 1100	RGB 	62393	22 W (29 VA)	1100 lm
Compatible with RC100 remote controller. (remote controller is included)				
LumiPlus Essential RGB LED Rapid Concrete projector	RGB 	64561	22 W (29 VA)	1100 lm
Compatible with RC100 remote controller. (remote controller is not included)				



LUMIPLUS ESSENTIAL

Rapid Fibreglass or liner pools installation

ASTRALPOOL

NEW
2024



TECHNICAL FEATURES

White - Warm White - RGB

Description	Light Color	Code	Consumption	Luminous flux
LumiPlus Essential White LED Rapid Liner projector	White 	64339	14,5 W (20 VA)	1485 lm
LumiPlus Essential White LED Rapid Liner projector	Warm White 	64339WW	14,5 W (20 VA)	1485lm
LumiPlus Essential RGB LED Rapid Liner projector	RGB 	64340	22 W (29 VA)	1100 lm

Can be controlled by push button 32456, LumiPlus Range Extender 64633 + RC100 remote controller 75773 or LumiPlus Connect controller 76290. Not compatible with RC100 remote controller without a LumiPlus Range Extender.

Remote controlled RGB RC 1100

Description	Light Color	Code	Consumption	Luminous flux
LumiPlus Essential RGB LED Rapid Liner projector + RC 1100	RGB 	65307	22 W (29 VA)	1100 lm
Compatible with RC100 remote controller. (remote controller is included)				
LumiPlus Essential RGB LED Rapid Liner projector	RGB 	64341	22 W (29 VA)	1100 lm
Compatible with RC100 remote controller. (remote controller is not included)				

LED LIGHTING FOR POOL



LUMIPLUS ESSENTIAL

Rapid projector+nozzle for fibreglass/liner pool
+ cable gland for ø50 mm pipe



TECHNICAL FEATURES







White - Warm White - RGB					
Description	Light Color		Code	Consumption	Luminous flux
 LumiPlus Essential White LED Rapid Liner + BQ projector	White		65314	14,5 W (20 VA)	1485 lm
	Warm White		65314WW	14,5 W (20 VA)	1485lm

Remote controlled RGB RC 1100					
Description	Light Color		Code	Consumption	Luminous flux
 LumiPlus Essential RGB LED Flat projector + RC 1100	RGB		65315	22 W (29 VA)	1100 lm

Compatible with RC1100 remote controller. (remote controller is included)

NICHES GUIDE Essential






















TYPE OF INSTALLATION	TYPE OF PROJECTOR	TYPE OF POOL							
		CONCRETE	CONCRETE + LINER		FIBREGLASS		PANELS		
			with inserts	without inserts	with inserts	without inserts	with inserts	without inserts	
	Standard Projector PAR56	 00349	 00364	 17805/28887	 00364	 72261/28887	 23671	 23670	
	Flat projector	Installation fittings are included with the projector						-	-
	Mini niche mounted	 06967	 00369	-	 00369	-	 49826	-	
	Rapid	 35418	 59983  17382	 06544	-	 74179	 00332	 27084	
	Mini wall bushings	 15661	-	-	-	-	-	-	

LIGHTING SELECTION GUIDE



LumiPlus projectors for spas

		SPAs			
		White light		RGB light	
		<p>The RGB versions are compatible with LumiPlus Connect Controller.</p>			
		 Micro	 Mini V2	 Micro	 Mini V2
Type of installation					
Light color temperature		 	 		
Decorative ring color		 White  Stainless steel	 White  Stainless steel	 White  Stainless steel	 White  Stainless steel
Lighting area		 5m²x projector		 3m²x projector	

LED LIGHTING FOR SPAS



LUMIPLUS MINI V2



The LumiPlus Mini V2 projector is a small dimensions underwater projector for SPAs:

The decorative ring is available in Stainless Steel or white ABS. Anthracite, Grey and Beige ABS decorative rings are also available.

The projector is available in 3 different types of light: white 5700K, warm white 3000K, and RGB multi-color.

The RGB versions are compatible with LumiPlus Connect Controller, code 76290, and LumiPlus RGB ECO push-button, code 32458.

MINI V2 projector for SPA

Light Color	Type of decorative ring		Consumption	Luminous flux	
	White	S.S.			
White		52132	52133	4W (6VA)	315 lm
Warm White		52132WW	52133WW	4W (6VA)	315 lm
RGB		52126	52127	4W (7VA)	186 lm

Rated Voltage: 12V AC. IP68 protection. Includes 2.5 m H07RN-F 2x1.5 mm² cable. Fastened between a threaded bolt and 2" nut.

Color decorative rings for MINI V2 projectors

		Beige	Light grey	Anthracite
	Color front plate for MINI V2 projector for SPA	08554-0500CL090	08554-0500CL129	08554-0500CL144



LUMIPLUS MICRO



The LumiPlus Micro projector is a small dimensions underwater projector for SPAs.

The decorative ring is available in Stainless Steel or white ABS.

The projector is available in 3 different types of light: white 5700K, warm white 3000K, and RGB multi-color.

The RGB versions are compatible with LumiPlus Connect Controller, code 76290, and LumiPlus RGB ECO push-button, code 32458.

MICRO projector for SPA

Light Color	Type of decorative ring		Consumption	Luminous flux	
	White	S.S.			
White		40765	40766	4W (6VA)	315 lm
Warm White		40765WW	40766WW	4W (6VA)	315 lm
RGB		64554	64555	4W (7VA)	186 lm

Rated Voltage: 12V AC. IP68 protection. Includes 2.5 m H07RN-F 2x1.5 mm² cable. Fastened between a threaded bolt and 1" 1/2 nut.

CONTROL SYSTEMS



EMPOWER YOUR LIGHTING EXPERIENCE



ABSOLUTE CONTROL WHEREVER YOU ARE



WE PUT THE FOCUS ON EFFICIENCY

LUMIPLUS CONNECT



LumiPlus Connect

System	Code	Description	Projectors
LUMIPLUS CONNECT CONTROLLER  	76290	LumiPlus Connect Controller enables the total lighting control through Fluidra Pool App while interconnecting lighting to the rest of Fluidra's connected devices providing fully control of the swimming pool. Features: - Total control and programming from any place in the world. - Scheduling: Set your own schedules. - Customize your own colours and colour changing scenes. - Dimming: Light intensity control. - Colour changing speed control. - Voice control: Alexa compatible.	LumiPlus Connect projectors, LumiPlus Design RGB, LumiPlus Essential RGB, LumiPlus Mini and Micro SPA RGB projectors.
LUMIPLUS CONNECT W/TW REMOTE CONTROL	76291	Remote controller for white, warm white or Tunable white LumiPlus Connect projectors. It must work together with LumiPlus Connect controller and is great for users willing to complement the Fluidra Pool App experience with a remote controller.	Compatible with Lumiplus Connect white, warm white and tunable white projectors. LumiPlus Connect controller is needed.
LUMIPLUS CONNECT RGB/ RGBW REMOTE CONTROL	76292	Remote controller for RGB or RGBW LumiPlus Connect projectors. It must work together with LumiPlus Connect controller and is great for users willing to complement the Fluidra Pool App experience with a remote controller.	Compatible with Lumiplus Connect RGB and RGBW projectors. LumiPlus Connect controller is needed.

CONTROL SYSTEMS

CONTROL SYSTEMS



EASY POOL LIGHT CONTROL



LIGHTING UNDER CONTROL



THE MOST RELIABLE REMOTE CONTROL

LUMIPLUS PLUG&PLAY



LumiPlus Plug&Play

System	Code	Description	Projectors
LUMIPLUS PLUG&PLAY REMOTE CONTROL	74399	LumiPlus Plug&Play remote controller is a very intuitive RGB control without further installation works in the electric cabinet or the technical room. Features: - 15 meters signal range. - Dimming: Light intensity control. - 12 colours. - 8 colour changing sequences. - 8 colour changing speeds.	LumiPlus Plug&Play lamps and projectors

LumiPlus Essential RGB controls

System	Code	Description	Projectors
LumiPlus RGB ECO	32458	LumiPlus RGB ECO is a normally closed push-button switch that can control lights in a 14 modes of operation: 7 still colours and 7 colour changing sequences. Each time the push button is pressed, the next mode is set.	LumiPlus Essential projectors, LumiPlus Design RGB, LumiPlus Mini SPA and Micro SPA RGB projectors.
LumiPlus RC100 remote controller	75773	LumiPlus RC100 remote controller enables to control the RGB RC100 projectors wireless. Features: - 12 colours. - 8 colour changing sequences. - 8 colour changing speeds. - 5 meters signal range.	LumiPlus Essential RGB RC100 lamps and projectors
LumiPlus Range Extender	64633	Extends the signal that the LumiPlus Controller the RC100 remote controller. Ideal for facilities whose architectural features or type of installation needs the remote's RC100 to be stronger. Together with remote controller RC100 can control and synchronize up to 3 Essential RGB projectors.	Compatible with RC100 remote controller.

NEW EU REGULATION*

SINCE 1ST
SEPTEMBER
2021



According to the eco-design regulation, the swimming pool halogen lights can no longer be sold in the European Union market.

We are your LED's best partner

With our LED solutions for swimming pools, we'll make it easy for you and your customers.



100% production in
our own facilities



360° continuous control from
suppliers and ISO certifications
to finished products



More than 15 years of R&D
experience to design, inject
and test watertight solutions

* EU Regulation 2019/2020 (Ecodesign requirements for light sources), halogen lights for swimming pools can no longer be sold in the EU countries. This also applies to the United Kingdom and Qatar.

HALOGEN LIGHTING

According to UE Regulation 2019/2020, from September 1st, 2021 halogen cannot be sold anymore on the European Union market. This is also valid in other countries such as UK and Qatar.



LAMPS



TECHNICAL FEATURES

Lamps for lights			
Type of lamp		Code	Consumption
Halogen PAR56	For lights with niche	00370/1	300W (12 V)
Dichroic GX-5.3	For mini lights	19334	50W (12 V)

According to UE Regulation 2019/2020, from September 1st, 2021 halogen cannot be sold anymore on the European Union market. This is also valid in other countries such as UK and Qatar.



STANDARD LIGHT



PAR56 projector including a 300W 12V AC halogen lamp.

The projector must be always be submerged in water.

TECHNICAL FEATURES

Standard light					
Type of pool	Cable 2x6 mm ² 2.5 m	Type of decorative ring Ø280 mm		Consumption	Niche included
		ABS	S.S.		
	Yes	11279*		300W (300 VA)	No
Concrete	Yes	07844**	07843**		Yes
Polyester	Yes	07856**	07855**		

Rated voltage: 12 V AC. Protection rating: IP68.

* Niche not included. Compatible with Ø230 mm niches.

** Niche included.

According to UE Regulation 2019/2020, from September 1st, 2021 halogen cannot be sold anymore on the European Union market. This is also valid in other countries such as UK and Qatar.



HALOGEN LIGHTING

MINI LIGHT



Fast assembly Mini projector including a GX-5.3 50W 12V AC aluminized halogen lamp.

The projector must be always be submerged in water.

TECHNICAL FEATURES

Fast assembly Mini light					
	Body	Type of decorative ring Ø96 mm		Consumption	Fixing
		ABS	S.S.		
	Plastic	33708		50W (50 VA)	Ø63 wall conduit or wall bushing
	Metal	33684	36641		

Rated voltage: 12V AC. IP68 protection. Includes 2.5 m H07RN-F 2 x 1.5 mm² cable.
Compatible with wall bushing B568L.

Mini light for Spa					
	Body	Type of decorative ring Ø96 mm		Consumption	Fixing
		ABS	S.S.		
	Plastic	33709		50W (50 VA)	Threaded body and 2° nut
	Metal	33685	36642		

Rated voltage: 12 V AC. Protection rating: IPX8L. Includes 2.5 m H07RN-F 2 x 1.5 mm² cable.

Mini light for Mini Niche (Light spot)							
	Type of pool	Body	Type of decorative ring Ø163 mm		Consumption	Fixing	Niche included
			ABS	S.S.			
			49822*	49823*	50W (50 VA)	Mini niche	No
	Concrete	Metal	33686**				
	Polyester		33687**				

Rated voltage: 12V AC. IP68 protection. Includes 2.5 m H07RN-F 2 x 1.5 mm² cable.
* Compatible with Mini niche (not included). Select the appropriate option for each pool (see page 288)

CONNECTION BOXES



UNIK CONNECTION BOX

ASTRALPOOL

NEW 2024

Manufactured in ABS, with a cover designed to be integrated in the pool surroundings.

Compatible to install in a Ø50 tube or hose.

All threaded connections are M-25 and can be manipulated after its installation.

	Code	Standard Pack	Standard weight in kg	Standard volume in m ³
White	75971	8	4.65	0.030
Beige	75971CL090	8	4.65	0.030
Light Grey	75971CL129	8	4.65	0.030
Anthracite	75971CL144	8	4.65	0.030



CONNECTION BOX

ASTRALPOOL

NEW 2024

Manufactured in ABS.

Compatible to install in a Ø50 tube or hose.

All threaded connections are M-25 and can be manipulated after its installation.

	Code	Standard Pack	Standard weight in kg	Standard volume in m ³
White	75972	8	3.8	0.030
Beige	75972CL090	8	3.8	0.030
Light Grey	75972CL129	8	3.8	0.030
Anthracite	75972CL144	8	3.8	0.030



CONNECTION BOX

ASTRALPOOL

In AISI-316 stainless steel. Two PG 15 thread side outlets with two PG16 to M25 converters.

¾" BSP threaded bottom connection.

	Code	Standard Pack	Standard weight in kg	Standard volume in m ³
Connection box	00393	1	0.21	0.002



NICHES

STANDARD NICHES



Ø230 mm diameter.

Compatible with LumiPlus FlexiNiche and PAR56 projectors.

TECHNICAL FEATURES

Concrete pool	Niches			
	Prefabricated pools		Panels pools	
	With inserts	Without inserts	With inserts	Without inserts
00349	00364	28887	23671	23670
	17805	72261		



AISI-316L STAINLESS STEEL NICHES



Ø230 mm diameter.

Compatible with LumiPlus FlexiNiche full stainless steel projectors.

TECHNICAL FEATURES

AISI-316 stainless steel niches	
Concrete pools	Liner pools
54102	54103



PS NICHES



Ø230 mm diameter.

Brass cable gland.

Compatible with LumiPlus FlexiNiche and PAR56 projectors.

TECHNICAL FEATURES

Concrete pool	PS niches	
	Fibreglass / liner pools	
	With inserts	Without inserts
00355	-	00367



NICHES



Ø180mm DIAMETER NICHES



Compatible with LumiPlus FlexiNiche and Design projectors.

TECHNICAL FEATURES

Concrete pool	Niches		Fixation kit to adapt LumiPlus Design to other 180mm niches
	Prefabricated pools		
	With inserts	Without inserts	
59813	59814	59815	59818*

* Fitting kit to make LumiPlus Design compatible to the majority of the niches from Ø180 to Ø190 mm in the market (Hugo Lahme, MTS Products, Wibre...)



MINI NICHES



Compatible with LumiPlus FlexiMini Niche and LumiPlus Essential Mini Niche projectors.

TECHNICAL FEATURES

Concrete pool	MINI niches	
	Fibreglass / liner pools	Panel pools
06967	00369	49828



MINI NICHE WITH INTEGRATED NOZZLE



53956: Compatible with the LumiPlus FlexiMini Pipe, LumiPlus Essential Mini quick coupling and LumiPlus Essential Rapid.

59983: Compatible with LumiPlus FlexiRapid, LumiPlus FlexiMini Nozzle L and LumiPlus Essential Rapid.

TECHNICAL FEATURES

Mini niche with integrated nozzle for fast assembly Mini projectors	
Concrete pools	Fibreglass / liner pools
53956	59983

LED LIGHTING ZODIAC - LED NL

NL NICHELESS LED LIGHTS



EASY-TO-INSTALL, ECO-FRIENDLY LIGHTING

Pool lighting is an essential asset for enhancing your pool. Zodiac® NL LED lights enable you to achieve this and they are both energy saving and easy to install. They are installed during the construction stage and enhance all pool types, using innovative, obstruction-free technology.

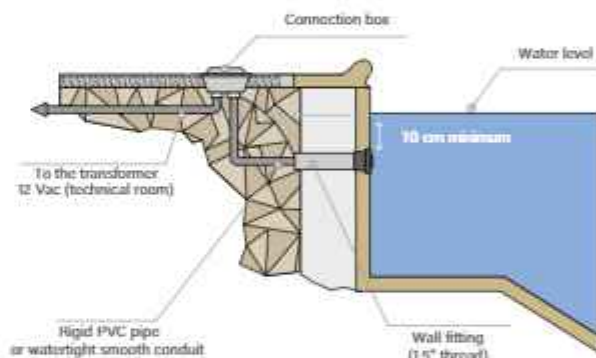
> LED LIGHTING: AN ENERGY-SAVING INNOVATION

Energy efficient: powerful lighting with an energy saving of up to 90% (compared to incandescent or halogen spotlights).
 Long lasting: they last up to 10 times longer than traditional incandescent light bulbs.



> "NICHELESS" INSTALLATION: INSTALLED ANYWHERE, QUICKLY AND EASILY!

Quickly & easily: With Zodiac® NL LED lights, there's no need to build a niche, they slot directly into a standard 1.5" wall fitting and are compatible with all pool surfaces (liner/PVC, concrete, polyester, etc.).
 Compact: They integrate perfectly into the pool, adding to its aesthetic appeal and are compatible with all pool cleaners (no obstructions jutting out from the wall).



> COMPACT AND POWERFULL LIGHTS: CUSTOMISABLE AMBIANCE LIGHTING!

Freedom and creativity: NL LED lights offer a wide range of set colors and ambiance lighting thanks to their RGBW technology.

SET COLORS

- ALPINE WHITE
- SEYBLUE
- COBALT BLUE
- CARIBBEAN BLUE
- SPRING GREEN
- EMERALD GREEN
- EMERALD ROSE
- MAGENTA
- VIOLET



A sophisticated and relaxing atmosphere



An electric atmosphere with over 1,500 constantly changing colors



A star-shaped light show in red, white and blue



A carnival atmosphere with a 32-color display



A night brought to life by hundreds of colors



Simple to use: 100% compatible with Zodiac® eXO® iQ smart salt water chlorinators (LS and standard versions), Hydrooxinator® iQ and with Command Connect cabinet through Fluidra Pool App.

DID YOU KNOW?

WITH RGBW LED, THERE'S NO NEED TO CHOOSE BETWEEN WHITE AND COLOR!

Zodiac® NL LED lights are innovative, using RGBW technology (Red-Green-Blue-White) to add white to all 3 primary colors. This enables you to generate an infinite color pallet, with a more natural shade, or pure white lighting.



LED LIGHTING ZODIAC - LED NL



NL



- + Perfect integration for an enhanced pool
- + Powerful Led lighting
- + Guaranteed energy savings

ACCESSORIES INCLUDED IN THE PACK



Installation tool



White & grey cosmetic rings



ASSOCIATED PRODUCTS

Hydroxinator® iQ	eXO® iQ
WW000172/173/174/175	WW000162/163/164/165/170/171

PRODUCT REFERENCES

NL	6RGBW	12RGBW	24RGBW	6BW	12BW	24BW
Standard Model	WT000233	WT000234	WT000235	WT000236	WT000237	WT000238

DESCRIPTION

NL	6RGBW	12RGBW	24RGBW	6BW	12BW	24BW
Installation Compatibility	Pool outlet with 1,5" internal thread and without internal reduction (*suction cleaner* outlet type)					
Led Type	RGBW : color + white			Bright white		
Operating Mode(s)	9 fixed colors & 5 multicolor lighting ambiances			1 fixed color : white		
Color Choice*	Manual (on/off sequences) Fluidra Pool App compatible when controlled by a Command Connect cabinet.					
Use	Fresh water and salt water up to 6 g/L (6000 ppm)					

TECHNICAL SPECIFICATIONS

NL	6RGBW	12RGBW	24RGBW	6BW	12BW	24BW
Power	6 W	12 W	24 W	6 W	12 W	24 W
Max amperage (A)	0.52	0.92	1.25	0.62	1.09	1.84
Illuminated surface (m ²)**	160	340	505	390	725	1180
Luminous flux (Lumen)	12 to 15	15 to 20	20 to 24	12 to 15	15 to 20	20 to 24
Led lifespan ***	10 000 h					
Protection rating	IP 68					
Power supply	12 VAC - 50/60 Hz					
Cable length	3 m					

DIMENSIONS AND WEIGHT

NL	6RGBW	12RGBW	24RGBW	6BW	12BW	24BW
External diameter (lens)	49.6 mm					
Light body diameter	36.7 mm					
Length A (without cable)	118 mm	143 mm	118 mm	143 mm		
Weight (with cable)	500 g	520 g	500 g	520 g		



** For a light colored pool finish. Reduce illuminated surface by roughly 20% for dark pool finishes.
*** : Theoretical lifespan in hours, for information only.

OTHER LED SOLUTIONS:



PAR56 projectors, PAR56 lamps and Flat projectors



PAR56 projectors



Aquasphere PAR56 retrofitable underwater lamp improves energy efficiency compared to the traditional 300 W halogen PAR56 lamps.

It must always be installed completely submerged.

Lifespan of 25000 h.

The RGB lamp is controlled by a remote control, which is included, with a 2 m range and can control 2 lamps: The White lamp does not include remote control.

To correctly light a pool it is advisable to install a light from this range every 15 m² of water surface.

Note: this recommendation applies to pools light in color with white light spotlights, but if there are RGB spotlights more should be fitted. In dark pools it is recommended to use more projectors per m².

Projectors PAR56 needs a niche (see page 186) to complete the installation. Surfaced mounted Flat projector is delivered with the accessories to be installed both in concrete and polyester pools.

Spare part kit 24765-0500 is needed to install the Flat projector to liner pools.

TECHNICAL FEATURES

PAR56 lamps

	Description	Light color	Code	Consumption	Luminous flux
	Retrofit PAR56 lamps	White	74939	11.5W (18VA)	1300 lm
		RGB	71740	15 W (23 VA)	900 lm
			75827		

Must be connected to a 12VAC safety transformer. IPX8 protection.

Flat projectors

	Description	Light color	Code	Consumption	Luminous flux
	Flat projectors	White	74941	11.5W (18VA)	1300 lm
		RGB	71744	15 W (23 VA)	900 lm
			75830		

Must be connected to a 12VAC safety transformer. 2.5 m cable. IPX8 protection.

AQUASPHERE LED LIGHTING

OTHER LED SOLUTIONS:

PAR56 projectors, PAR56 lamps and Flat projectors



TECHNICAL FEATURES

PAR56 projectors							
	Description	Light color	Embellisher	Code	Consumption	Luminous flux	
	PAR56 projectors	White		White	74940	11.5W (18VA)	1300 lm
				Beige	74940CL090		
				Light grey	74940CL129		
				Anthracite grey	74940CL144		

Must be connected to a 12VAC safety transformer. 2.5 m cable. IPX8 protection.

	PAR56 projectors	RGB		White	71742	15 W (23 VA)	900 lm
				Beige	71742CL090		
				Light grey	71742CL129		
				Anthracite grey	71742CL144		

Works with remote control code 75828 (included).

Must be connected to a 12VAC safety transformer. 2.5 m cable. IPX8 protection.

	PAR56 projectors	RGB		White	75829	15 W (23 VA)	900 lm
				Beige	75829CL090		
				Light grey	75829CL129		
				Anthracite grey	75829CL144		

Works with remote control code 75828 (not included).

Must be connected to a 12VAC safety transformer. 2.5 m cable. IPX8 protection.

NICHES GUIDE

Aquasphere



TYPE OF INSTALLATION	TYPE OF PROJECTOR	TYPE OF POOL						
		CONCRETE	CONCRETE + LINER		FIBREGLASS		PANELS	
			with inserts	without inserts	with inserts	without inserts	with inserts	without inserts
	PAR56 Projector							
		00349	00364	17805/28887	00364	72261/28887	23671	23670
	Flat projector	Installation fittings are included with the projector					71234 Liner pool adapter	

AQUASPHERE RGB CONTROLS



	Code	Standard Pack	Standard weight in kg	Standard volume in m ³
Remote Controller	75828	1	-	-

TRANSFORMERS AND ACCESSORIES

TRANSFORMERS for pool and fountain lighting



- Quick and easy installation.
- Connection via terminals protected against indirect contacts.
- Manufactured according to EN 61558 regulation and CE Marking Directives.
- IP-20 protection rating.
- Age-resistant housing.

	Code	Standard Pack	Standard weight in kg	Standard volume in m ³
100 VA 230 V to 12 V transformer	00383-1369	-	-	-
300 VA 230 V to 12 V transformer	00384-1369	-	-	-
800 VA 230 V to 12 V transformer	00385-1369	-	-	-

TRANSFORMERS



- Manufactured according to EN 61558 regulation and CE Marking Directives.
- Quick and easy installation.
- Connection via terminals protected against indirect contacts.
- IP-20 protection rating.

	Code	Standard Pack	Standard weight in kg	Standard volume in m ³
130VA from 230V to 12V	00383-4146	6	15.0	0.011
300VA from 230V to 12V	71436	4	21.0	0.012
600VA from 230V to 12V	00385-4146	2	19.0	0.012

Alternative transformer range, on enquiry.

ENCAPSULATED SECURITY

transformer with IP-65 protection rating for pools



- Manufactured according to EN 61558 regulation and CE Marking Directives.
- IP-65 protection rating.
- Class II transformer. Total protection against all electric shocks.
- Self-extinguishing bodywork as per IEC 695-2-1.

	Code	Standard Pack	Standard weight in kg	Standard volume in m ³
130 VA from 220-240 V to 12 V	35807	1	3.2	0.02
400 VA from 220-240 V to 12-17 V	35385	1	6.8	0.04
800 VA from 280-240 V to 12-17 V	35386	1	10.4	0.04

TRANSFORMER PROTECTION BOXES

Made of zinc plated steel plate, painted finish.



	Code	Standard Pack	Standard weight in kg	Standard volume in m ³
For transformer 00383	00386	1	1.15	0.01
For transformer 00384	00387	1	1.57	0.01
For transformer 00385	00388	1	3.00	0.01

TRANSFORMERS AND ACCESSORIES



FLEXIBLE CONDUIT HOSE

Cable conduit to link the light's niche with the connection box, length 1m hose, length 1 m hose.

	Code	Standard Pack	Standard weight in kg	Standard volume in m ³
Threaded ends 3/4" & M25	28138	1	-	-
M-25 socket joint	10892-0404	1	-	-
Threaded ends 3/4" and M26 150 cm	28138-150	1	-	-



CABLE ROLL HO7RN-F

	Code	Standard Pack	Standard weight in kg	Standard volume in m ³
1.5 mm²				
Cable 2x1.5mm ² - 5m.	74652	1	-	0.01
Cable 2x1.5mm ² - 10m.	74656	1	-	0.01
Cable 2x1.5mm ² - 15m.	74657	1	-	0.01
Cable 2x1.5mm ² - 20m.	74658	1	-	0.01
Cable 2x1.5mm ² - 25m.	74659	1	-	0.01
Cable 2x1.5mm ² - 30m.	74673	1	-	0.01
2.5 mm²				
Cable 2x2.5mm ² - 10m.	71645	1	-	0.01
Cable 2x2.5mm ² - 15m.	71646	1	-	0.01
Cable 2x2.5mm ² - 20m.	71647	1	-	0.01
Cable 2x2.5mm ² - 25m.	71648	1	-	0.01
Cable 2x2.5mm ² - 30m.	71649	1	-	0.01
6 mm²				
Cable 2x6mm ² - 100m	15264	1	187.5	-



UNDERWATER CONNECTION KIT

The kit has all the necessary components to carry out any watertight connection. Due to the properties of the product, the resin seals all gaps. Maximum safety, easy installation, in 2 hours it is ready to be submerged.

	Code	Standard Pack	Standard weight in kg	Standard volume in m ³
Kit for Ø 13 to 15 mm cables	32803	1	0.3	0.002
Kit for Ø 8 to 12 mm cables	35661	1	0.3	0.002



UNDERWATER CONNECTOR

with IP68 protection rating and 4 poles

Includes 5 connectors and two wrenches. Connector's dimensions: 68mm length x 23mm diameter.

	Code	Standard Pack	Standard weight in kg	Standard volume in m ³
IP68 connector	71318	24	4.2	0.3

AQUARMONY UNDERWATER MUSIC SYSTEM

AQUARMONY LOUDSPEAKER



With frontal installation. To listen to music and voice underwater creating a magical and different atmosphere. Aquarmony is a sealed waterproof loudspeaker designed for your pool. It is made of high quality components, innovative technology and with an assembly system assuring a correct operation in salt water or with a high Chlorine content. Easy installation.

	Code	Standard Pack	Standard weight in kg	Standard volume in m ³
Aquarmony Loudspeaker	25680	-	-	-
Niche for concrete pool	00349	-	-	-
Niche for liner pool	00364	-	-	-

Note: The niches come with a stuffing box assembly and a 1.5 m cable grommet specially designed for the Aquarmony range



TECHNICAL FEATURES

Maximum power	60 W
Impedance	4 ohm
Frequency	200-12000 Hz
Maximum area per loudspeaker	80 m ²
Maximum installation depth	40 cm
Weight	5 Kg
Cable length supplied	5 m



AMPLIFIER AND LOUDSPEAKERS

KITMEZZ0322A2 / KITMEZZ0324A4

KITMEZZ0322A2 -

Amplification system to connect up to a maximum of 2 underwater speakers already configured.

- 2-channel amplifier.
- Analog inputs on Euroblock and on 3.5mm stereo jack, outputs on Euroblock
- DSP control via ethernet.
- Dimensions 210 x 275 x 40.
- Weight 2,6 Kg.
- 4 x 160W
- Impedance: 4 Ohm - 8 Ohm
- Complete with 2 double insulated audio transformers

KITMEZZ0324A4-

Amplification system to connect up to a maximum of 4 underwater speakers already configured.

- 2-channel amplifier.
- Analog inputs on Euroblock and on 3.5mm stereo jack, outputs on Euroblock.
- DSP control via ethernet.
- Dimensions 210 x 275 x 40.
- Weight 2,6 Kg.
- 4 x 80W
- Impedance: 4 Ohm - 8 Ohm
- Complete with 4 double insulated audio transformers

	Code	Standard Pack	Standard weight in kg	Standard volume in m ³
Amplifier and loudspeakers	KITMEZZ0322A2	-	-	-
Amplifier and loudspeakers	KITMEZZ0324A4	-	-	-

OUTDOOR LIGHTING

OUTDOOR LIGHTING


Starlight portable lights



Decorative lights for indoors and out and even for floating in the water. Includes a remote control for choosing one of the 16 different colours available. They work on low consumption LED technology and once the battery has been charged have a runtime of up to 20 hours. Starlight is water-resistant. The charger is supplied with the product.

	Code	Standard Pack	Standard weight in kg	Standard volume in m ³
StarLight Altair Conical shape 290 x 320 mm	53937	1	3	0.050
StarLight Sirio Circle shape Ø 350 mm	53938	1	3	0.051
StarLight Vega Oval shape 350 x 270 mm	53939	1	3	0.051

⚠ Until end of stocks



POOL LIGHTING



POOLS

POOL LINING MATERIAL

- 301 ALKORPLAN 200/100 REINFORCED LINER**
- 301 3D ALKORPLAN TOUCH reinforced membrane
- 302 ALKORPLAN CERAMICS reinforced membrane

- 303 ALKORPLAN 150/100 REINFORCED LINER**
- 303 ALKORPLAN2000 reinforced membrane
- 304 ALKORPLAN3000 membrane
- 304 RENOLIT ALKORPLAN Natural pool
- 305 RENOLIT ALKORPLAN Vogue reinforced membrane

- 306 ALKORPLAN LINER ACCESSORIES**

- 308 ACCESSORIES LINER**

- 313 POOL SHELL ACCESSORIES SPECIAL FOR LINER POOL RENOVATION**

- 315 CLASSIFICATION OF LINERS DEPENDING ON THE POOL**

- 316 LINERS FOR STAIRS**

- 318 GLASS TILING FOR POOLS**
- 318 5 x 5
- 321 Pearl
- 321 Blue mix
- 322 Lagoon effect
- 322 Beach effect
- 323 Stone effect
- 323 White
- 324 Anti-slip
- 324 Blue
- 325 Premium Pearl Finish Mix

- 327 GLASS TILING FOR SPAS AND WELLNESS FACILITIES**
- 327 Sixties

- 328 GLASS TILING: PROJECTS**

- 329 LINER AND GLASS TILES ACCESSORY**

- 330 UNDER WATER REPARATIONS SOLUTIONS**

ASTRALPOOL RECOMMENDATION

POOL FINISH COLOURS

Colours of pool shell materials recommended by AstralPool depending on the colour of your pool's finish.



POOL FINISH COLOURS



LIGHT BLUE



ADRIATIC BLUE



CARIBBEAN GREEN



WHITE



67487



54357



SAND



RELAX



SUBLIME



54316



54324



54256 (MATT - C3)



LIGHT GREY



PLATINUM



VANITY



SAND PERSIA



FADED MIX



DARK GREY



ELEGANCE



AUTHENTIC



54398



FADED MIX



86717

ASTRALPOOL RECOMMENDATION POOL SHELL



WHITE



BEIGE CL090 RAL1015



LIGHT GREY CL129 RAL7004



ANTHRACITE CL144 RAL7016

ALKORPLAN 200/100 REINFORCED LINER

RENOLIT ALKORPLAN



3D ALKORPLAN TOUCH reinforced membrane

TOUCH is the new reinforced membrane ALKORPLAN 2 mm thick. It is the strongest and most resistant on the market and has a natural finish. TOUCH Membranes have exclusive prints and a 3D embossing that makes them unique, tactile, and visually exciting.

	Code	Standard Pack	Standard weight in kg	Standard volume in m ³
TOUCH 1.65 x 21 m				
Elegance	74436	-	-	-
Relax	58533	-	-	-
Authentic	58534	-	-	-
Vanity	67968	-	-	-
Sublime	67969	-	-	-
Prestige	67970	-	-	-
Origin	74180	-	-	-

COLOURS



Elegance



Relax



Authentic



Vanity



Sublime



Prestige



Origin



Elegance



Relax



Authentic



Vanity



Sublime



Prestige



Origin

RENOLIT ALKORPLAN



ALKORPLAN 200/100 REINFORCED LINER



ALKORPLAN CERAMICS reinforced membrane

ALKORPLAN CERAMICS is a reinforced 2-mm embossed membrane for pools that imitates the volume of real glass tiling and its joints to look like a mosaic inspired in Greek mythology.

- Watertightness guaranteed.
- Quick to fit in comparison with glass tiling.
- The ceramic pieces on ALKORPLAN CERAMICS do not fall off.
- Minimum maintenance.
- More resistant and long-lasting thanks to its 2-mm thickness.
- Embossed coating that makes it look like real glass tiling.

	Code	Standard Pack	Standard weight in kg	Standard volume in m ³
1.65 x 21 m				
Atenea	70673	-	-	-
Selene	70674	-	-	-
Etna	70676	-	-	-

COLOURS



ALKORPLAN 150/100 REINFORCED LINER

**RENOLIT
ALKORPLAN**


ALKORPLAN2000 reinforced membrane

High quality membranes coated with a lacquer that gives them great UV stability, resistance to aging and weathering, and with the addition of fungicides and bactericides to prevent bacterial growth that make it rot-proof.



	Code	Standard Pack	Standard weight in kg	Standard volume in m ³
1.65 x 25 m				
Light Blue	49908	-	-	-
Adriatic Blue	49909	-	-	-
White	49911	-	-	-
Sand	49912	-	-	-
Light Grey	49913	-	-	-
Dark Grey	49914	-	-	-
Caribbean Green	49910	-	-	-
Black	35216249F	-	-	-
2.05 x 25 m				
Light Blue	49908-205	-	-	-
Adriatic Blue	49909-205	-	-	-
White	49911-205	-	-	-
Sand	49912-205	-	-	-
Light Grey	49913-205	-	-	-
Dark Grey	49914-205	-	-	-
Caribbean Green	49910-205	-	-	-

COLOURS



Light Blue



Adriatic Blue



White



Caribbean Green



Sand



Light Grey



Dark Grey



Black

ALKORPLAN 150/100 REINFORCED LINER

**RENOLIT
ALKORPLAN**



ALKORPLAN3000 membrane

All RENOLIT ALKORPLAN3000 membranes are protected by a super resistant multi-layer of lacquer that extends the life of the membrane and prevents premature aging. High quality membrane printed with exclusive designs, coated with a special protective multi-layer lacquer that protects against:

- Abrasion or scratching caused during use.
- Appearance of algae and bacteria.
- Protection from UV rays.

	Code	Standard Pack	Standard weight in kg	Standard volume in m ³
1.65 x 25 m				
Byzanz Blue	49916	-	-	-
Carrara	49919	-	-	-
Marble	49920	-	-	-
Blue Persia	49921	-	-	-
Sand Persia	49907	-	-	-

COLOURS



Byzanz Blue



Carrara



Marble



Blue Persia



Sand Persia

RENOLIT ALKORPLAN
NATURAL POOL

RENOLIT ALKORPLAN Natural pool

RENOLIT ALKORPLAN NATURAL POOL is a more environmentally-friendly product than those currently on the market. Its new formulation means the membrane can be used in the presence of fish and plants. Waterproofing membrane of flexible polyvinyl chloride (PVC-P) with a polyester reinforcing. Designed for natural swimming pools and small swimming ponds for private use.

- More environmentally-friendly product
- No bactericides
- No fungicides

	Code	Standard Pack	Standard weight in kg	Standard volume in m ³
1.5 m x 2.05 m				
Olive green	73015	-	-	-
Dark grey	73017	-	-	-
Black	73019	-	-	-



Olive green



Dark Grey



Black

RENOLIT ALKORPLAN 150/100 REINFORCED LINER

RENOLIT ALKORPLAN



Vintage



Urban



Summer



Tropical



RENOLIT ALKORPLAN VOGUE reinforced membrane

2mm premium membranes, with the same technology and quality as the Touch range but inspired by current interior and exterior decoration trends. Avant-garde designs that aim to respond to an audience that wants a unique, exclusive design pool with personality.

VOGUE is the new ALKORPLAN reinforced membrane with 2 mm thick. It is the strongest and most resistant on the market and its designs transform pools into true design objects. Inspiration comes from refined, modern and aesthetically avant-garde finishes to create dream pools.

	Code	Standard Pack	Standard weight in kg	Standard volume in m ³
1.65 m x 21 m				
Vintage	74975	-	-	-
Urban	74976	-	-	-
Summer	74977	-	-	-
Tropical	35717418F	-	-	-



ALKORPLAN LINER ACCESSORIES

RENOLIT ALKORPLAN



ALKORPLUS SEAM SEALER

for the RENOLIT ALKORPLAN 2000 and 3000 ranges

Liquid PVC ALKORPLUS for sealing joints (1 litre tins/pack of 6 tins).

	Code	Standard Pack	Standard weight in kg	Standard volume in m ³
Light Grey	23600	-	-	-
Dark Grey	52619	-	-	-
Caribbean Green	52620	-	-	-
White	52622	-	-	-
Transparent	52623	-	-	-
Light Blue	52624	-	-	-
Adriatic Blue	12284	-	-	-
Sand	52626	-	-	-



ALKORPLUS VOGUE Seam sealer

Liquid PVC specifically for finishing the membrane welds of the RENOLIT AlkorPlan VOGUE. Necessary for overlap and butt welds. The color and texture are designed to match the RENOLIT AlkorPlan VOGUE membranes and its improved formulation gives it a permanent resistance to fading.

	Code	Standard Pack	Standard weight in kg	Standard volume in m ³
Vintage	75095	-	-	-
Urban	75909	-	-	-
Summer	75910	-	-	-
Tropical	81020004F	-	-	-

ALKORPLUS TOUCH Seam sealer

Specifically for fitting ALKORPLAN TOUCH membranes. Made using an innovative formulations that makes it more resistant to ageing and fading, thus prolonging the pool's service life and its perfect appearance by many years.



	Code	Standard Pack	Standard weight in kg	Standard volume in m ³
Elegance	60613	-	-	-
Relax	60614	-	-	-
Authentic	60615	-	-	-
Vanity	67971	-	-	-
Sublime	67972	-	-	-
Prestige	67973	-	-	-
Origin	74181	-	-	-



ALKORPLUS TILE Seam sealer

Specific for fitting ALKORPLAN TILE membranes. The color and texture has been designed to match the RENOLIT ALKORPLAN TILE membranes.

	Code	Standard Pack	Standard weight in kg	Standard volume in m ³
Quartz (grey)	81021002F	-	-	-
Jade (green)	81021003F	-	-	-

ALKORPLAN LINER ACCESSORIES

**RENOLIT
ALKORPLAN**



ALKORPLAN CERAMICS Seam sealer

Liquid PVC ALKORPLAN CERAMICS for finished welds (900 g tins/pack of 6 tins).

	Code	Standard Pack	Standard weight in kg	Standard volume in m ³
White	70678	-	-	-

**RENOLIT
ALKORPLAN**



RENOLIT ALKORPLAN LANE MARKER

Black foil band for marking the streets in public and competition swimming pools. This black membrane and now, with more protection lacquer, offers greater resistance to whitening, designed for the harsh conditions of chemical treatment that usually occur in public pools.

	Code	Standard Pack	Standard weight in kg	Standard volume in m ³
Rail Bands (25 m x 0.25 m). Black colour	50798-150	-	-	-

**RENOLIT
ALKORPLAN**



ALKORPLAN GEOTEXTILE fungicide

Felt made up of 400 g/m² light blue heat-welded polypropylene fibres treated with metal ion anti-bacterial organic additives to act as a stable fungicide. It is used as a protective layer between the ALKORPLAN membrane and the pool surface to prevent the proliferations of bacteria, fungi and micro-organisms, as well as imitating the irregular embossed surfaces that the pool may have had before fitting the liner. Bathers also find the bottom of the pool much more pleasant when they walk on the membrane. Length: 50 m. Light blue colour.

	Code	Standard Pack	Standard weight in kg	Standard volume in m ³
Width 1.50 m. For butt welding	69179	-	-	-
Width 1.65 m	66381	-	-	-
Width 2.00 m	66382	-	-	-

**RENOLIT
ALKORPLAN**



BAND FOR TESTA INSTALLATION

Band to install the membrane RENOLIT ALKORPLAN TOUCH to testa, which is recommended to be done on swimming pool floors for a much more impeccable visual finish. Its use is indicated together with the geotextile felt, 300 g or 400 g, in floors to avoid visible mounds appear next to the joints and welds.

	Code	Standard Pack	Standard weight in kg	Standard volume in m ³
Butt welding band. Dark grey colour (1.5mm thickness x 15cm width x 20m length)	68828	-	-	-

ACCESSORIES LINER

**RENOLIT
ALKORPLAN**



SKIMMER ADAPTOR

The skimmer adaptor replaces the need to remove the previous skimmer, as it is inserted into the previous skimmer and sealed using ABS glue or marine silicone. It is only suitable for skimmers with an internal opening of 140 mm x 201 mm

Code	Standard Pack	Standard weight in kg	Standard volume in m ³
55977	1	1.3	0.02

**RENOLIT
ALKORPLAN**



WALL INLET "R" / VACUM POINT "R"

RENOLIT's R nozzles are designed to minimize 90% of engineering work required to replace the old concrete or fibre nozzle. Only for 50 mm pipes ready to 10 ATM.

	Code	Standard Pack	Standard weight in kg	Standard volume in m ³
Vacum Point "R"	81210008	-	-	-
Wall inlet "R"	81210007	-	-	-

ACCESSORIES LINER

RENOLIT
ALKORPLAN



PVC PROFILE RENOLIT ALKORPLUS

PVC profile for fixing the reinforced membrane to the pool wall or under the coping stone. Easily adaptable to any shape of the pool, just by applying a little heat. Completely insensitive to humidity, corrosion and chlorine.

	Code	Standard Pack	Standard weight in kg	Standard volume in m ³
PVC laminate				
PVC profile (2 mm thickness x 5 cm width x 2 m length)	81170122	-	-	-
90° angle PVC profile (2 mm thickness x 5x5 cm width x 2 m length)	81170142	-	-	-

RENOLIT
ALKORPLAN



PVC LAMINATED

Particularly suitable for fixing reinforced membrane in existing pools for renovation or for pools, where the horizontal surfaces are uneven or have irregularities.

	Code	Standard Pack	Standard weight in kg	Standard volume in m ³
PVC laminate (1.4mm thickness x 5cm width x 2m length)	58942	-	-	-

RENOLIT
ALKORPLAN



LAMINATE 90° ANGLE PROFILE

A Fixing with a 90° angle, suitable for new pools where the coping has not been fixed or for renovations where the crown can be removed and its upper surface of the pool structure is completely smooth.

	Code	Standard Pack	Standard weight in kg	Standard volume in m ³
Laminate 90° angle profile (1.4mm thickness x 4.5x4.5cm width x 2m length)	58944FE	-	-	-

RENOLIT
ALKORPLAN



LAMINATE

Ideal for pools with irregular shapes where the installer can design their own profiles with the angle and size required.

	Code	Standard Pack	Standard weight in kg	Standard volume in m ³
Laminate (1.4mm thickness, 1cm width x 2m length)	56307	-	-	-

ACCESSORIES LINER

RENOLIT ALKORPLAN



74762



74982

BEAD RECEIVER TRACK

50mm white PVC or aluminium profile in piece of 2 m. Suitable for both new pools and renovations, with the possibility of adapting to straight sections as well as curved sections.

	Code	Standard Pack	Standard weight in kg	Standard volume in m ³
PVC profile (5cm width x 2m length)	74762	-	-	-
Aluminium profile (5cm width x 2m length)	74982	-	-	-

RENOLIT ALKORPLAN



6 MM LOCKING BEAD

Beading to lock the reinforced membrane anchorage when the hung system is used. It also has an aesthetic finishing function.

	Code	Standard Pack	Standard weight in kg	Standard volume in m ³
Locking bead, White colour (6 mm width x 50m length)	8GAYLLOW	-	-	-

RENOLIT ALKORPLAN



RIVETS

Aluminium rivots.

	Code	Standard Pack	Standard weight in kg	Standard volume in m ³
25 x 4.8 mm	53795	3	8.0	0.01

ACCESSORIES LINER

RENOLIT ALKORPLAN



ALKORCLEAN WATERLINE

degreaser and ALKORPLUS stain remover

The ALKORCLEAN degreaser is recommended for removing grease from the waterline, while the ALKORPLUS stain remover neutralises metal ions in the water such as copper.

The ALKORPLUS stain remover is a liquid to prevent stains by preventing dirt forming on the waterline.

	Code	Standard Pack	Standard weight in kg	Standard volume in m ³
ALKORCLEAN waterline degreaser	55976	-	-	-
Alkorplus stain remover	53898	-	-	-

RENOLIT ALKORPLAN



RENOLIT ALKORPLUS

Structure Disinfectant

An effective product for cleaning and disinfecting the structure prior to installing the lining, preventing the proliferation of microorganisms between the ground and the liner and, therefore, the appearance of irreversible stains. Transparent.

	Code	Standard Pack	Standard weight in kg	Standard volume in m ³
Pool Shell Disinfectant, 1L Transparent	53890	6	-	-

RENOLIT ALKORPLAN



RENOLIT ALKORPLUS THF Solvent

THF (Tetrahydrofuran) is a solvent normally used to reduce the viscosity of liquid PVC or seafing lacquer. These products leave the factory with the correct viscosity, but since they are manufactured using volatile solvents, over time their viscosity increases. To reduce it, a small quantity of THF is added in the polyethylene bottle that the sealant contains. It can also be used as a PVC accessory cleaner (tubes, piping, etc.), before the application of the specific PVC glue.

	Code	Standard Pack	Standard weight in kg	Standard volume in m ³
THF solvent, 1L Transparent	64312	6	-	-

RENOLIT ALKORPLAN



RENOLIT ALKORPLUS MEC Solvent

MEC (Methyl ethyl ketone or Butanone) is a solvent used commonly to reduce the viscosity of sealants manufactured with the same MEK solvent. These products leave the factory with the correct viscosity, but as they are manufactured based on volatile solvents, their viscosity increases over time. To reduce it, add a small amount of MEK to the polyethylene bottle containing the sealant. This product is suitable for 81022 (XTREME), 81023 (TOUCH) and 81024 sealants.

	Code	Standard Pack	Standard weight in kg	Standard volume in m ³
MEC solvent, 1L Transparent	74450	6	-	-

ACCESSORIES LINER

RENOLIT ALKORPLAN



RENOLIT ALKORGLUE

Neoprene-based contact glue

The RENOLIT ALKORGLUE 81045 glue is a neoprene based contact adhesive. It is toluene-free and environmentally friendly. It will form a perfect bond between ALKORPLAN pool liner membrane, and geotextile 81006 to metal, wood, rigid PVC, concrete and other surfaces. It is not suitable for use in contact with expanded polystyrene.

	Code	Standard Pack
5 L Yellowish colour	70679	1
20 L Yellowish colour	74981	1

RENOLIT ALKORPLAN



RENOLIT ALKORGLUE Zero solvents

Multipurpose glue free of organic solvents suitable for not damaging sensitive materials like geotextile fleece or polystyrene. Thanks to being in an aqueous suspension, it can be used as a wet, semi-wet or contact glue. It is non-flammable.

	Code	Standard Pack
20 L Beige colour	74465	1

RENOLIT ALKORPLAN



RENOLIT ALKORGLUE

Nitrile Rubber based thermo-adhesive:

RENOLIT ALKORGLUE is a toluene-free, Nitrile Rubber based glue. The volatile solvent make is quick-drying and it has high resistance to water, ageing and plasticisers. These factors make it especially suitable for mounting the membrane on cement and mortar, and on stairs and corners even when damp. It has the added advantage of being reactivated by a hot-air welder, for those occasions when the membrane has been left open for long periods.

	Code	Standard Pack
Quick-drying glue. 20 L Beige colour	53891	1

RENOLIT ALKORPLAN



JOINT SEALANT Application Bottle

Kit joint sealant application bottle + dosing cap (5 bottles with normal cap + 20 dosing caps).

	Code	Standard Pack
Joint sealant	81445001F	1

POOL SHELL ACCESSORIES SPECIAL FOR LINER POOL RENOVATION

EASYCOLOR Inlet Sheath



- + This kit of inlet sheath allows to change the color, both the embellisher and the floater.
- + This sheath could be installed without changing the skimmer mouth what is very practical to renew or upgrade pools.
- + This kit includes inlet sheath, floater, flanges and embellisher.

Compatible with skimmer items 30866, 30867, 73158, 73159, 73160, 73161, 73162 and 73163.



73166CL090



73166CL144



73166CL129

	Code	Standard Pack	Standard weight in kg	Standard volume in m ³
Beige - inlet sheath	73166CL090	1	1.22	0.02
Light grey - inlet sheath	73166CL129	1	1.22	0.02
Anthracite grey - inlet sheath	73166CL144	1	1.22	0.02

Compatible with skimmer items 00251, 00252, 01463, 01464, 11304, 11305, 11311, 11313, 11314 and 11317.



74035CL090



74035CL144



74035CL129

	Code	Standard Pack	Standard weight in kg	Standard volume in m ³
Beige - inlet sheath	74035CL090	1	1.22	0.022
Light grey - inlet sheath	74035CL129	1	1.22	0.022
Anthracite grey - inlet sheath	74035CL144	1	1.22	0.022

MAIN DRAIN GRILLE

for pool standard compliance



74097



74097CL090



74097CL129



74097CL144

Grille to replace the grilles on already installed main drains in private pools, to meet pool regulations. Made of PP plastic. Compatible with main drains 01467, 27837, 27839.

	Code	Standard Pack	Standard weight in kg	Standard volume in m ³
Grille				
White	74097	6	3	0.033
Beige	74097CL090	6	3	0.033
Light grey	74097CL129	6	3	0.033
Anthracite grey	74097CL144	6	3	0.033



Complies with Standards EN 12582-1



Complies with Ag1441.52 of EN 1671-2:2017

MULTIFLOW THREADED RETURN

inlet for liner pools



Outer 2" thread, Ø 50mm inner. For liner pools. Comes in ABS, with gaskets and screws. Installation with bushing 15662 or 15663 is recommended.

	Code	Standard Pack	Standard weight in kg	Standard volume in m ³
White	00330	12	4.5	0.020
Beige	00330CL090	12	4.5	0.020
Light Grey	00330CL129	12	4.5	0.020
Anthracite Grey	00330CL144	12	4.5	0.020



Complies with Standards
EN 16582-1
EN 16713-2

SUCTION NOZZLE for liner pools



Outer 2" thread, internal Ø 50 mm. Made of white ABS. Comes with plug, gaskets and screws. Recommended for installation with wall conduit 15663.

	Code	Standard Pack	Standard weight in kg	Standard volume in m ³
Standard return inlet - White	00332	12	4.22	0.020
Beige	00332CL090	12	4.22	0.020
Light Grey	00332CL129	12	4.22	0.020
Anthracite Grey	00332CL144	12	4.22	0.020



Complies with Standards
EN 16582-1
EN 16713-2

9 mm STRIP



Welded to the edge of the liner, allows the liner to attach to the pool shell, by using the corresponding profile.

	Code	Standard Pack	Standard weight in kg	Standard volume in m ³
	12184	250 m	9.0	0.036



For more pool shell elements dedicated to liner pools, see chapter pool shell equipment.

CLASSIFICATION OF LINERS DEPENDING ON THE POOL

POOL LINERS 75/100°

	Standard pool liners 75/100°	Non-Standard pool liners 75/100°
Solid colour models	Code	Code
Light blue	09278	05810
France blue	09277	05809
Caribbean green	09281	05813
White	09279	05811
Sand	16131	16137
Printed colour models	Code	Code
Servanne	26668	26686
Mosaic	09280	05812
Blue marble	16132	16138
Green marble	16132V	16138V
Sand marble	16132A	16138A
Byzantium blue	26669	26678
Byzantium green	26670	26679

Consult us for pools of different designs and shapes

COLOURS

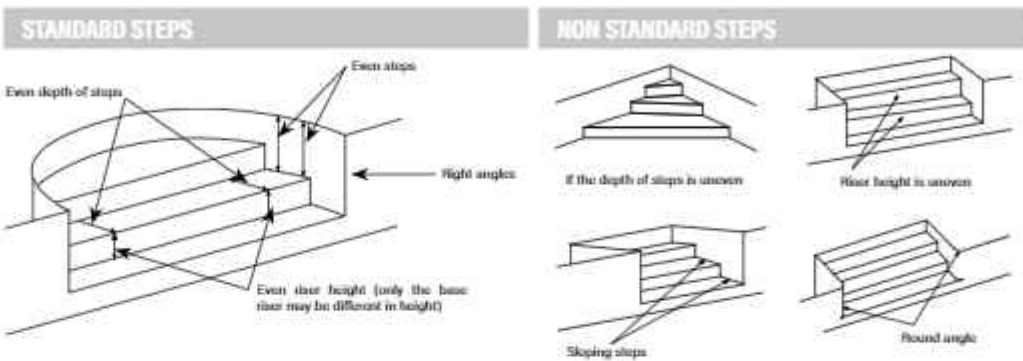


STANDARD POOLS				NON STANDARD POOLS				
Rectangular	Round	Oval	Ovoid shaped	Kidney	Lazy	Polygonal	Parallelogram	Trapezium

Until end of stocks.

LINERS FOR STAIRS

- Below we provide you with the details of the shapes and models you can choose from plain or printed liners to ensure you select the correct liner for your pool steps.
- Steps that are fitted along the breadth of the basin are invoiced in accordance with the standard model STRAIGHT as long as the width does not exceed 4 meters.
- Attention: the size of the basin should not include the depth of the steps.



For steps that do not fit the Standard models shown here, request quote.

PLAIN LINERS FOR STAIRS

Steps		Plain Liner	Plain Liner + Bands	Diagram
Shape	Widths	Code	Code	
Straight	0 to 2 meters	05789	05789B	
	3 to 4 meters	05791	05791B	
Roman	0 to 2 meters	16163	16163B	
	2 to 3 meters	25868	25868B	
	3 to 4 meters	05800	05800B	
Right angle	0 to 2 meters	05803	05803B	
	2 to 3 meters	05804	05804B	
¼ Circle	0 to 2 meters	16167	16167B	
	2 to 3 meters	089443	089443B	

PRINTED LINERS FOR STAIRS

Steps		Printed Liner	Printed Liner + Bands	Diagram
Shape	Widths	Code	Code	
Straight	0 to 2 meters	05794	05794B	
	2 to 3 meters	05795	05795B	
	3 to 4 meters	05796	05796B	
Roman	0 to 2 meters	16169	16169B	
	2 to 3 meters	05801	05801B	
	3 to 4 meters	05802	05802B	
Right angle	0 to 2 meters	05806	05806B	
	2 to 3 meters	05807	05807B	
¼ Circle	0 to 2 meters	16173	16173B	
	2 to 3 meters	089446	089446B	

CONDITIONS FOR ACCEPTING AN ORDER

Note: The colours shown in the catalogue are approximate

Order:

All orders or enquiries for modifying orders must be made in writing.

For avoiding any delay, the client, at his own risk, must forward the supplier all the necessary liner measurements for executing the work. In case the information supplied by the client is insufficient, he will have to supply the missing information ahead of the manufacturing time.

Implicit data:

If the following information is not supplied in writing with the order, we shall consider the below mentioned data for the liner manufacture:

- * Vertical radii of 15 cm.
- * Horizontal radii of a maximum of 5 cm (in the pool shell only). Hung-type fastening system.
- * The horizontal measurements taken from the pool shell.
- * The depth measurements taken from the lower part of the pool's coping stone to the base of the wall.
- * The diagonal measurements taken of the right angles, not of the radii.

To avoid certain misunderstandings, we suggest you take the following precautions:

For holding the liner:

* Specify the type (hung, overlap or V-fasteners); we anticipate that an additional 15 cm of material will be required for the walls if the overlap fastening system is used.

For steps:

- * Check whether the angles between the step tread and rise (flat and vertical step surfaces) are truly rectilinear.
- * Installation of a discharge nozzle in the middle of the first step is highly recommended for holding the liner in place.
- * At least 30 cm of water should be left in the pool for maintaining the first step.
- * Avoid designing staircases having more than 5 steps.
- * To confirm dimensions, give the lengths of each step.
- * Check the verticality of pool walls. In case of deficient plumbness, enquire about the order viability.
- * Compound inclination safety ledges should be avoided on the liner.


Taking measurements:

Provide the total lengths and widths.

- * All heights of the pool shell.
- * Width of the safety step on each side.
- * Specify the peripheral size of each side.
- * Provide the measurements of each corner and slope.
- * All dimensions should be provided with horizontal and/or vertical measurements.

If angles are not straight:

- * Measure all of the diagonals from a single point.
- * The diagonals of the right angles are only required for irregular shaped pools without right angles.



Calculation of arcs of circles:

- * The arcs of circles are calculated by their radius.
- * If the radius has not been calculated, a template must be used or the triangulation must be calculated to specify it.
- * Ellipses are calculated using templates (or a grid plan made at intervals of approximately 1 m).

Sectional views:

- * Three views are recommended: a top view, a front view and a side view.

Templates:

- * Make templates for the sky and water sides (or one view).
- * Templates are made for the pool's shell or cover.

Shuttering:

- * Specify the measurements of the shuttering as shown in the diagram.
- * Check that the inside vertical angles of the shutterings are straight.
- * Check that vertical pool shell angles shuttering are in a straight line.
- * Check that the horizontal angle of the wall and shuttering are in a straight line.






GLASS TILING FOR POOLS

5 X 5



	Code	Standard Pack	Standard weight in kg	Standard volume in m ³
31 x 31 cm / 13.15" x 13.15"				
Niebla azul	NIAZ50Y NIEBLA	-	-	-
Niebla fuerte	NIFU50Y NIEBLA	-	-	-
Niebla piscina	NIP150Y NIEBLA	-	-	-
Niebla menta	NIME50Y NIEBLA	-	-	-
Blanco	BNCO50Y LISO	-	-	-
503	050350Y NIEBLA	-	-	-



NIEBLA AZUL



NIEBLA FUERTE



NIEBLA PISCINA




NIEBLA MENTA



BLANCO



503



Does not invade the joints

Resistance

Flexibility

Excellent Grip

Durability

Easy intallation

GLASS TILING FOR POOLS



5 X 5



Code	Standard Pack	Standard weight in kg	Standard volume in m ³
------	---------------	-----------------------	-----------------------------------

31 x 31 cm / 13.15" x 13.15"

Niebla Tikal
 Niebla Koh Pai
 Niebla Bacan
 Niebla Java
 G326
 G340
 G341
 G342

Niebla Tikal Silk
 Niebla Koh Pai Silk
 Niebla Bacan Silk
 Niebla Java Silk
 Chukum Silk
 Batur Silk

NIVT50Y NIEBLA
 NIKO50Y NIEBLA
 NIBA50Y NIEBLA
 NIJA50Y NIEBLA

G32650Y NIEBLA GLOSSY
 G34050Y NIEBLA GLOSSY
 G34150Y NIEBLA GLOSSY
 G34250Y NIEBLA GLOSSY

NIVT50AY NIEBLA ANTIDESLIZANTE
 NIKO50AY NIEBLA ANTIDESLIZANTE
 NIBA50AY NIEBLA ANTIDESLIZANTE
 NIJA50AY NIEBLA ANTIDESLIZANTE
 CHUK50AY NIEBLA ANTIDESLIZANTE
 BATU50AY NIEBLA ANTIDESLIZANTE



Niebla Tikal



G326




Niebla Tikal Silk



Niebla Koh Pai



G340



Niebla Koh Pai Silk



Niebla Bacan



G341



Niebla Bacan Silk



Niebla Java



G342



Niebla Java Silk



Chukum Silk



Batur Silk

GLASS TILING FOR SPAS AND WELLNESS FACILITIES



DIGITAL



	Code	Standard Pack	Standard weight in kg	Standard volume in m ³
31 x 31 cm / 13.15" x 13.15"				
Matt Jade 5x5	JADE50AY	-	-	-
Matt Hanoi 5x5	HANO50AY	-	-	-
Matt Snow 5x5	SNOW50AY	-	-	-
Matt Cloud 5x5	CLOU50AY	-	-	-
Matt Sand 5x5	SAND50AY	-	-	-
33.4 x 33.4 cm / 13.15" x 13.15"				
Matt Jade 5x5	JADE50AY	-	-	-
Matt Hanoi 5x5	HANO50AY	-	-	-
Matt Snow 5x5	SNOW50AY	-	-	-
Matt Cloud 5x5	CLOU50AY	-	-	-



MATT JADE




MATT HANOI




ITACA



CORFÚ




MATT SNOW



MATT CLOUD



DELLOS



ELBA




MATT SAND




GLASS TILING FOR POOLS


PEARL




Mod. 1 - 54160



Mod. 2 - 57371



Mod. 3 - 62312



Mod. 4 - 67497



Mod. 5 - 67498

	Code	Standard Pack	Standard weight in kg	Standard volume in m ³
Pearl model 1	54160	-	-	-
Pearl model 2	57371	-	-	-
Pearl model 3	62312	-	-	-
Pearl model 4	67497	-	-	-
Pearl model 5	67498	-	-	-



BLUE MIX



Mod. 1 - 54357



Mod. 2 - 61291



Mod. 3 - 54417




Mod. 4 - 54372

	Code	Standard Pack	Standard weight in kg	Standard volume in m ³
Blue mix model 1	54357	-	-	-
Blue mix model 2	61291	-	-	-
Blue mix model 3	54417	-	-	-
Blue mix model 4	54372	-	-	-



GLASS TILING FOR POOLS

LAGOON EFFECT




Mod. 1 - 54314



Mod. 2 - 54313



Mod. 3 - 54312



Mod. 4 - 63141

	Code	Standard Pack	Standard weight in kg	Standard volume in m ³
Lagoon effect model 1	54314	-	-	-
Lagoon effect model 2	54313	-	-	-
Lagoon effect model 3	54312	-	-	-
Lagoon effect model 4	63141	-	-	-



63141

BEACH EFFECT



Mod. 1 - 54316



Mod. 2 - 54324



Mod. 3 - 54315



Mod. 4 - 64359 (Matt - C3)


	Code	Standard Pack	Standard weight in kg	Standard volume in m ³
Beach effect model 1	54316	-	-	-
Beach effect model 2	54324	-	-	-
Beach effect model 3	54315	-	-	-
Beach effect model 4	64359	-	-	-



54324

GLASS TILING FOR POOLS

STONE EFFECT



Mod. 1 - 54398



Mod. 2 - 54328



Mod. 3 - 54344




Mod. 4 - 54231
(Matt - C3)

	Code	Standard Pack	Standard weight in kg	Standard volume in m ³
Stone effect model 1	54398	-	-	-
Stone effect model 2	54328	-	-	-
Stone effect model 3	54344	-	-	-
Stone effect model 4	54231	-	-	-



54328

WHITE



Mod. 1 - 60020



Mod. 2 - 54369



Mod. 3 - 54256
(Matt - C3)

	Code	Standard Pack	Standard weight in kg	Standard volume in m ³
White model 1	60020	-	-	-
White model 2	54369	-	-	-
White model 3	54256	-	-	-




54369

GLASS TILING FOR POOLS


ANTI-SLIP



Mod. 1 - 54282
(Matt - C3)



Mod. 2 - 54278
(Matt - C3)



Mod. 3 - 54279
(Matt - C3)

	Code	Standard Pack	Standard weight in kg	Standard volume in m ³
Anti-slip model 1	54282	-	-	-
Anti-slip model 2	54278	-	-	-
Anti-slip model 3	54279	-	-	-



Mod. 1 - 54403



Mod. 2 - 54399




Mod. 3 - 54400



Mod. 4 - 54365



Mod. 5 - 54364



Mod. 6 - 54363

BLUE



	Code	Standard Pack	Standard weight in kg	Standard volume in m ³
Blue model 1	54403	-	-	-
Blue model 2	54399	-	-	-
Blue model 3	54400	-	-	-
Blue model 4	54365	-	-	-
Blue model 5	54364	-	-	-
Blue model 6	54363	-	-	-



GLASS TILING FOR POOLS



PREMIUM PEARL FINISH MIX


	Code	Standard Pack	Standard weight in kg	Standard volume in m ³
33.4 x 33.4 cm / 13.15" x 13.15"				
Tokyo	TOKY25Y	+	+	+
Montreal	MONT25Y	+	+	+
Paris	PARI25Y	+	+	+
Milan	MILA25Y	+	+	+
Sydney	SYDN25Y	+	+	+
Boston	BOST25Y	+	+	+
Durban	DURB25Y	+	+	+



TOKYO


33% HA43 / 33% MT05 / 33% D312

TOKIO




MONTREAL

85% BLANCO / 10% D305




PARIS

55% D305 / 33% MT04 / 31% NIEBLA BLANCO




MILAN

33% HA55 / 31% MT07 / 33% D329



SYDNEY

33% NIEBLA BLANCO / 33% MT0 / 31% D328



BOSTON

33% MT01 / 33% D311 / 33% BLANCO



DURBAN

33% HA34 / 33% MT08 / 33% D330


PREMIUM PEARL FINISH MIX

	Code	Standard Pack	Standard weight in kg	Standard volume in m ³
33.4 x 33.4 cm / 13.15" x 13.15"				
Baltic	BALT25Y	1.00	10.00	0.0037
Adriatic	ADRI25Y	1.00	10.00	0.0037
Artic	ARTI25Y	1.00	10.00	0.0037
Pacific	PACI25Y	1.00	10.00	0.0037
Indico	INDI25Y	1.00	10.00	0.0037
Bali	BALI25Y	1.00	10.00	0.0037
Bahamas	BAHA25Y	1.00	10.00	0.0037
Murano	MURA25Y	1.00	10.00	0.0037
Martinique	MART25Y	1.00	10.00	0.0037



33% 0322 / 33% 0320 / 33% BLANCO

BALTIC



33% 0322 / 33% 0326 / 33% NIEBLA FUERTE

ADRIATIC



BALTIC




33% 0325 / 33% 0322 / 33% NIEBLA BLANCO

ARTIC



33% 0325 / 33% 0322 / 33% NIEBLA PISCINA

PACIFIC




30% 0325 / 10% NIEBLA FUERTE

INDICO



33% 0320 / 33% NTC4 / 33% 0328

BALI



33% 0320 / 33% 0308 / 33% NIEBLA MENTA

BAHAMAS




80% 032 / 20% 0328

MURANO



BAHAMAS



30% 0320 / 80% NIEBLA MENTA

MARTINIQUE

GLASS TILING FOR SPAS AND WELLNESS FACILITIES



Sixties

SIXTIES

	Code	Standard Pack	Standard weight in kg	Standard volume in m ³
32 x 29 cm / 12.60" x 11.42"				
White	WHIT60Y	-	-	-
Grey	GREY60Y	-	-	-
Turquoise	TURQ60Y	-	-	-
Blue	BLUE60Y	-	-	-



WHITE



GREY



TURQUOISE



BLUE



GLASS TILING: PROJECTS

CUSTOMIZED PROJECTS



We create drawings and designs in the shapes and colours of your choice. The limits are in your imagination!


Customized projects




LUMINESCENT



Our luminescent mosaic is ideal for signage: it shines in the dark!



BLUE



GREEN

Code	Standard Pack	Standard weight in kg	Standard volume in m ³
------	---------------	-----------------------	-----------------------------------

33.4 x 33.4 cm / 13.15" x 13.15"

Blue	LU0125Y2	-	-	-
Green	LU0225Y2	-	-	-

Luminescent



GLASS TILING: TECHNICAL SPECIFICATIONS

+ PLAIN / FOG / TOGAMA MIX / MATT - NON-SLIP / PEARL / LUMINESCENT/DRAWINGS*

PACKING LIST

Packaging list	Dimensions/Plate	m ² / Box	Kg / Box	Box / Pallet	m ² / Pallet	Kg / Pallet
2.5 x 2.5 cm	33,4 x 33,4 cm	2	18	72	144	1306
5 x 5 cm	30,7 x 30,7 cm	2	22	54	108	1198
Sixties	32,5 x 29,4 cm	1	11	54	54	604

TECHNICAL SPECIFICATIONS

Standard	Description of standard	Plain	Fog	Non-slip matt	Pearl
UNE-EN 10545-3:1997	Water absorption	< 0.10%	< 0.10%		< 0.10%
UNE-EN 10545-12:1997	Scratch resistance	Resistant	Resistant	Resistant	Resistant
UNE-EN 10545-13:1997	Chemical resistance	UA/ULA/UHA	UA/ULA/UHA	UA/ULA/UHA	UA/ULA/UHA
UNE-EN 10545-14:1998	Stain resistance	Class 5	Class 5		Class 5
UNE 67-101:1985+IM:92	Mohs scale resistance to surface scratching	4	4	7	5
UNE-ENV 12633:2003 ANNEX A	Resistance to slipping (Pendulum)			Class 3	
DIN 51130:2010 Section 5	Critical angle of displacement (ramp)			R11	
DIN 51097:1992	Critical slip angle in wet areas where people walk barefoot			Class C	
ISO/DIS 10545-17:1998 ANNEX A	Dynamic friction coefficient (Tortus)			Excellent	

RECYCLED PRODUCT - SUSTAINABLE PRODUCT

ENVIRONMENTAL PRODUCT SELF-DECLARATION PURSUANT TO UNE-EN ISO 14021

1 m ² of glass mosaic tiling (including mesh)	
Total solid content (kg/m ²)	9.97
Content of solid virgin matter	1.25
Minimum content of after-consumption recycled material (kg/m ²)	8.72
MINIMUM CONTENT OF RECYCLED MATERIAL (%) (X = A / A.P:100)	87.4

FINISHES - POLYURETHANE KNIT



- Resistance
- Durability
- Does not get into joints
- Flexibility
- Easy to place
- Excellent grip

MADE IN SPAIN



* The borders and patterns are on paper. (Once applied to the mosaic tiling the paper must be removed).

LINER AND GLASS TILES ACCESSORY

HYDRONET



Is a cementitious, single component mortar that protects and waterproofs all types of brick, concrete and mortar joints from water and humidity. Formulated with hydraulic cements and modified with polymers. Resistant to freeze-thaw cycles and to contact with chlorinated water. Membrane suitable for contact with drinking water.

Sealing product suitable for pools made with Mosaic or ceramic and liner.

TECHNICAL SPECIFICATIONS

Code	Description	Contents (kg/pack)	Color	Density (g/cm ³)
65059	Hidronet	25	Grey	1.3

UNDER WATER REPARATIONS SOLUTIONS



SB-POOL SEALER



Chemical product specially formulated to seal leaks or leaks from swimming pools, spas, hot tubs, wells, cisterns, pipes, etc.

	Code	Standard Pack	Standard weight in kg	Standard volume in m ³
SB-Pool Sealer	74725	-	-	-



SB-POOL SEALER FREE



Chemical product INNOCOUS specially formulated to seal leaks or leaks from swimming pools, spas, hot tubs, wells, cisterns, Pipes, etc.


	Code	Standard Pack	Standard weight in kg	Standard volume in m ³
	76797	-	-	-



SB-POOL SUPER40



Two-component adhesive, structural, flexible and fast that bonds most materials. Bonds, repairs and seals under all conditions, even underwater. Really easy to use.

	Code	Standard Pack	Standard weight in kg	Standard volume in m ³
SB-Pool Super40	 72876	12	0.101	0.0120



SB-POOL 40 24 ML



Two-component adhesive, structural, flexible and fast that bonds most materials. Bonds, repairs and seals under all conditions, even underwater. Really easy to use.

- New Syringe, easy to apply.

	Code	Standard Pack	Standard weight in kg	Standard volume in m ³
	76932	-	-	-



UNDER WATER REPARATIONS SOLUTIONS



SB-POOL SUPERPLAST LIGHT



Adhesive putty of high mechanical properties, filled inside of an innovative flexible mono-use packaging system for several components. Bonds, repairs and seals under all conditions, even underwater. Really easy to use.



	Code	Standard Pack	Standard weight in kg	Standard volume in m ³
SB-Pool Superplast Light	72877	10	0.027	0.0002



SB SURFACE MASTIC



2-Component spreadable epoxy putty, specially designed for permanent repairs and restorations of almost all materials

- Weight : 400d (200+200)
- Aspect : Grey
- Hearing Time : 2 h

	Code	Standard Pack	Standard weight in kg	Standard volume in m ³
	76893	-	-	-



SB-POOL SEALANT TAPE



PVC tape, works in and out of the water, specially designed to repair all types of water leaks

	Code	Standard Pack	Standard weight in kg	Standard volume in m ³
SB Pool Sealant Tape	75214	-	-	-



SB-POOL EPOXY STIC



Repair bar

	Code	Standard Pack	Standard weight in kg	Standard volume in m ³
	75215	-	-	-



POOLS

DEHUMIDIFICATION

334	DEHUMIDIFIERS
334	Hygro Control
336	CAE
340	Omega
344	Ventilation accessories
345	BDP Comfort Dehumidifying Unit
346	AirPool
348	AirPool+
350	Optional U.V. disinfection system

HYGRO CONTROL



Simple dehumidification

Hygro Control is a hygro-thermostat designed exclusively by Zodiac® for easy and intuitive control of the dehumidification equipment.



REFERENCE POINT

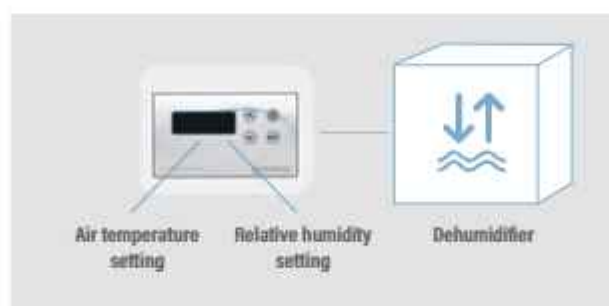
Find Zodiac® dehumidification products equipped with the Hygro Control function by locating this pictogram in the catalogue.

> HOW DOES IT WORK?

Hygro Control is an accurate and easy to use digital control unit for **setting the desired relative humidity**. Relative humidity characterises the moisture in the air, specifically the quantity of water present as gas in the air in the room or conservatory housing the pool.

If the dehumidifier is fitted with the 'heating' option, Hygro Control can also set the room air temperature.

The unit is supplied with CAE, DF and OMEGA dehumidifiers. Mounted on the wall, it is connected to the dehumidifier.



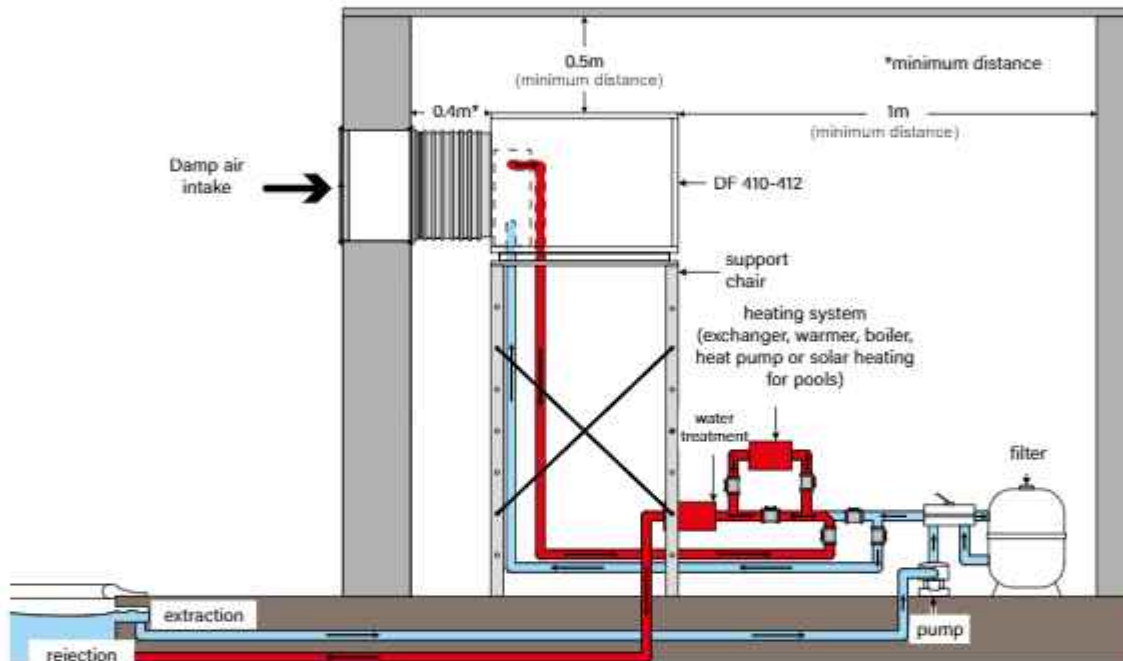
DEHUMIDIFIERS

HYGRO CONTROL



STANDARD INSTALLATION

- Hygro Control should be installed at least 50cm from the outlet
- Do not put it above the system (SIROCCO) or above an outlet grille (CAE, DF, OMEGA)
- It should be at least 1.5m from the floor



Example of an installation with a CAE

Equipping a pool with a good roof and a suitable ventilation system for the room increases the efficiency of the dehumidification system.



DEHUMIDIFIERS



CAE



- + Vertical, ducted installation with modular air intake/outlet configurations
- + Available in 4 capacities (8 to 13.5 l/h)
- + Air heating options (electrical heating or hot water coil)
- + Titanium water condenser option, enabling to re-use the excess heat to warm the pool

ACCESSORIES INCLUDED IN THE PACK



Hygro control box

PRODUCT REFERENCE

CAE ducted****	508M	508T	510T	513T	513T	
Standard model	W28CAE8M	W28CAE8	W28CAE10	W28CAE13	W28CAE13	
Model with water condenser option	W28CAE8MC	W28CAE8C	W28CAE10C	W28CAE13C	W28CAE13C	
Model with electric heating option	W28CAE8ME	W28CAE8E	W28CAE10E9	W28CAE10E18	W28CAE13E9	W28CAE13E18
	4.5 kW	9 kW	9 kW	18 kW	9 kW	18 kW
Model with electric heating option and water condenser	W28CAE8MEC	W28CAE8EC	W28CAE10E9C	W28CAE10E18C	W28CAE13E9C	W28CAE13E18C
	4.5 kW	9 kW	9 kW	18 kW	9 kW	18 kW
Model with hot water coil option	W28CAE8MB	W28CAE8B	W28CAE10B		W28CAE13B	
	23 kW	23 kW	35 kW		41 kW	
Model with hot water coil option and water condenser	W28CAE8MBC	W28CAE8BC	W28CAE10BC		W28CAE13BC	
	23 kW	23 kW	35 kW		41 kW	

TECHNICAL SPECIFICATIONS

CAE ducted****	508M	508T	510T	513T
Capacity (l/h)*	8		10	13.5
Absorbed power*** (W)	2710		4040	5430
Nominal airflow (m ³ /h)	2040		2720	3400
Air flow (m ³ /h)	2400		3050	3800
Min. air flow (m ³ /h)	1780		2380	2970
Available pressure (mmCE)	15		19	23
Electric power supply	220-240V / 1 N~ / 50Hz		380-400V / 3N~ / 50Hz	
Nominal absorbed intensity (A)***	17.5	5.3	8.5	11
Max. absorbed intensity (A)***	37.1	8	14.5	17
Refrigerant fluid quantity (kg)	1.3/1.45 (1)		2.2/2.5 (1)	
Acoustic Power ((dB(A))**	-	77.6	-	77.6

For all CAE orders a deposit of 30% will be requested with the order.

* Standard unit, in the following nominal conditions: air 30°C, humidity 70%.

** Values measured and certified in compliance with EN ISO 3741 & EN ISO 354 standards, by CCTM (Centre de Transfert de Technologie du Mans) on standard units.

*** excluding the power consumption of electric heating option.

**** An annual check of the sealing of the refrigerating circuit must be carried out for all refrigerating equipment with a load in refrigerating fluid >2 kg and < 30 kg (cl. Art 3 / 05/05 regulation, French decree n° 737-2007). CAE 510 single phase on request.

(1) for units with water condenser option.

DEHUMIDIFIERS

CAE

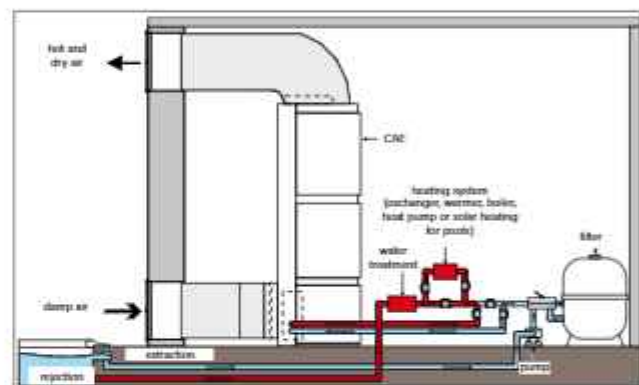


HOT WATER COIL SPECIFICATIONS

CAE ducted****	508M	508T	510T	513T
Power (kW) with primary at 50-40 °C / 90-70 °C	5.9 / 23		9.8 / 35	11.6 / 41
Water flow (m ³ /h) with primary at 90/70°C	1		16	19
Load loss (mmCE) with primary 90/70°C	1250		1900	2500
Connection (mm)	20 / 27 male thread			

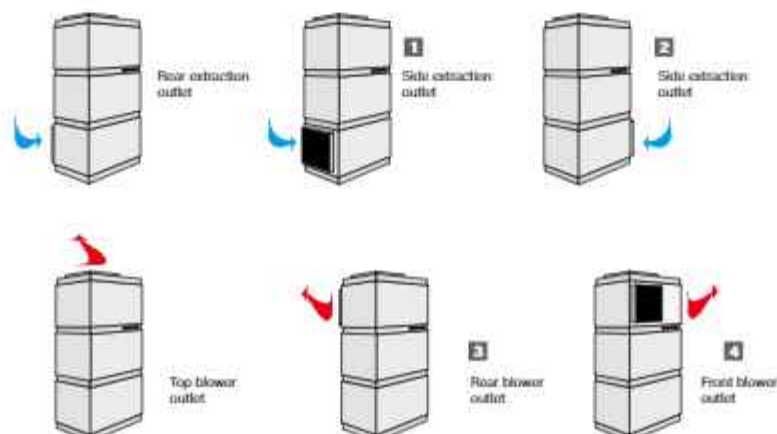
EXTRACTION AND BLOWER OPTIONS

- Installation of an appliance with the TITANIUM water condenser option.
- Damp air intake: the standard intake is installed in the lower part at the rear of the CAE. Optionally, the intake can be installed in the lower part on the left or right hand sides of the CAE.
- Dry air blower: the standard dry air blower is installed in the upper part on the top of the CAE. Optionally the blower can be installed on the top part on the front or rear face of the CAE.



EXTRACTION AND SUPPLY

CAE ducted****	508M	508T	510T	513T
Extractor on the left (frame + filter) <input checked="" type="checkbox"/>			W28REGA	
Extractor on the right (frame + filter) <input checked="" type="checkbox"/>			W28REDR	
Rear blower (frame) <input checked="" type="checkbox"/>			W28SOAR	
Front blower (frame) <input checked="" type="checkbox"/>			W28SOAV	



DEHUMIDIFIERS

CAE



EXTRACTION AND SUPPLY BOX

CAE ducted****	508M	508T	510T	513T
Diameter	Ø 400		Ø 500	
Circular angled outlet	WCH01251		WCH01252	
System central intake box	WCH01253		WCH01254	
Intake box for 625 x 425 grate	WCH03719		Contact us	

Other accessories or casing: contact us



SOUND TRAP

CAE ducted****	508M	508T	510T	513T
Diameter	Ø 400		Ø 500	
Sound trap	WCH03682		WCH03683	

CAE TECHNICAL ROOM + DUCTS

- Installation of an appliance with the TITANIUM water condenser option.
- Damp air intake: the standard intake is installed in the lower part at the rear of the CAE. Optionally, the intake can be installed in the lower part on the left or right hand sides of the CAE.
- Dry air blower: the standard dry air blower is installed in the upper part on the top of the CAE. Optionally the blower can be installed on the top part on the front or rear face of the CAE.



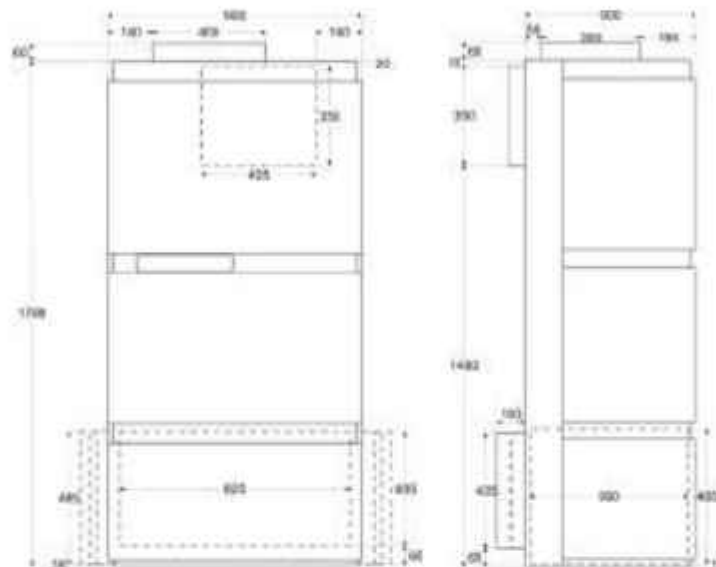
DEHUMIDIFIERS

CAE



DIMENSIONS (MM) AND WEIGHT

CAE ducted****	508M	508T	510T	513T
Weight (kg, excluding accessories and options)	228		235	240

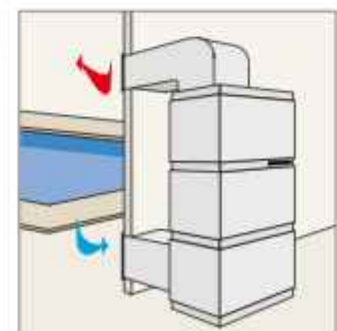


AIR EXTRACTION AND SUPPLY ACCESSORIES

CAE ducted****	508M	508T	510T	513T
Diameter	Ø 400		Ø 500	
Circular rear extraction accessories ¹⁾	WCH01245		WCH01246	
Circular side extraction accessories ¹⁾	WCH01247		WCH01248	
Circular top extraction accessories ¹⁾	WCH01249		WCH01250	
Circular front/rear blower accessories ¹⁾	WCH01249		WCH01250	

OPTIONAL ACCESSORIES

625 x 425 grate (plan for 2 grates)	Double 625 x 425 deflector (blower)	Sound trap	Blower angle	Remote regulator box for the dehumidifier	Remote regulator box for 2 dehumidifiers
WTT02355	WTT02366	WCH01234	WCH01255	R0771000	R0771100



ZODIAC

DEHUMIDIFIERS

OMEGA



- + Vertical, ducted installation with modular air intake/outlet configurations
- + Available in 5 capacities (10 to 20 l/h)
- + Air heating options (electrical heating or hot water coil)
- + Titanium water condenser option, enabling to re-use the excess heat to warm the pool



2 YEAR
WARRANTY



ACCESSORIES INCLUDED IN THE PACK



Hygro control box

PRODUCT REFERENCES

OMEGA ducted	10T	14T	16T	20T
Standard model	W28OM10	W28OM14	W28OM16	W28OM20
Model with water condenser option	W28OM10C	W28OM14C	W28OM16C	W28OM20C
Model with electric heating option	W28OM10E	W28OM14E	W28OM16E	W28OM20E
Model with electric heating option and condenser	W28OM10EC	W28OM14EC	W28OM16EC	W28OM20EC
Model with hot water coil option	W28OM10B	W28OM14B	W28OM16B	W28OM20B
Model with hot water coil option and condenser	W28OM10BC	W28OM14BC	W28OM16BC	W28OM20BC

TECHNICAL FEATURES

OMEGA ducted	10T	14T	16T	20T
Capacity (l/h)*	10	14	16	20
Absorbed power*** (W)	3 840	4 390	5 830	6 430
Air flow (m ³ /h)	3 000	4 000	5 000	6 000
Available pressure (mmCE)	20			
Electric power supply	380-400V / 3N~ / 50Hz			
Nominal absorbed intensity (A)***	7.6	9	12	16.4
Max. absorbed intensity (A)***	13	16	18.5	20.1
Refrigerant fluid	R407C			
Refrigerant fluid quantity (kg)	3.5/3.8 (1)		3.5/3.9 (1)	
Acoustic Power ((dB(A))**	-	83.6	-	82

For all OMEGA orders a deposit of 30% will be requested with the order.

* Standard unit, in the following nominal conditions: air 30°C, humidity 70%.

** Values measured and certified in compliance with EN ISO 3741 & EN ISO 354 standards, by OCTM (Centre de Transfert de Technologie du Mans) on standard units.

*** excluding the power consumption of electric heating option.

**** An annual check of the sealing of the refrigerating circuit must be carried out for all refrigerating equipment with a load in refrigerating fluid >2 kg and < 30 kg (cf Art 3 7705/05 regulation, French decree n° 737-2007).

(1) for units with water condenser option.

DEHUMIDIFIERS

OMEGA



ELECTRIC RESISTANCE SPECIFICATIONS

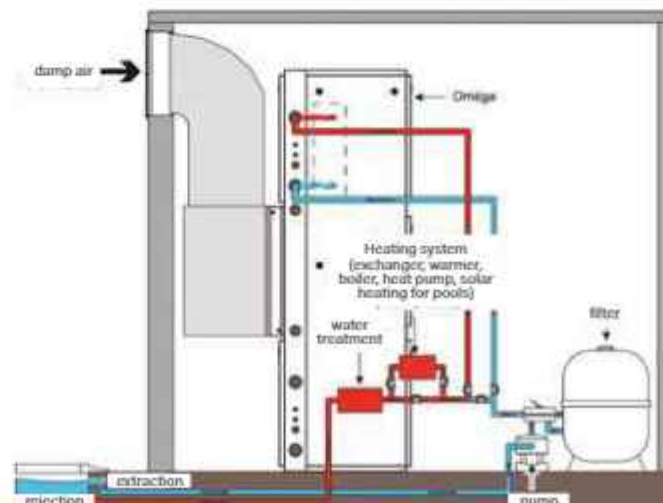
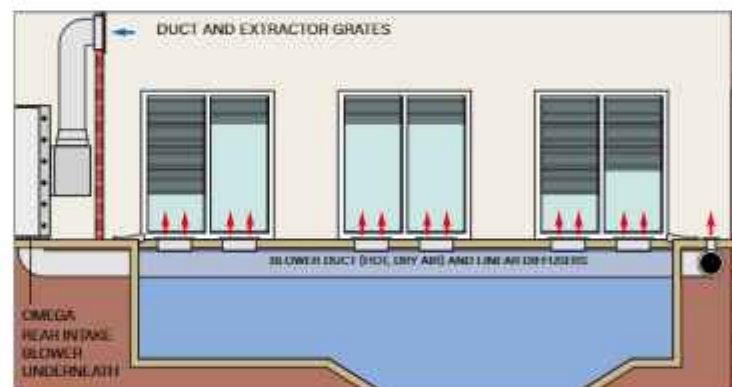
OMEGA ducted	10T	14T	16T	20T
Electric resistance power (kW)	24	34	42	53
Electric resistance Max. absorbed intensity (A)	9.5	11.6	13.6	15.2

HOT WATER COIL SPECIFICATIONS

OMEGA ducted	10T	14T	16T	20T
Power (kW) with primary at 50-40 °C / 90-70 °C	9.5 / 24	11.6 / 34	13.6 / 42	15.2 / 53
Water flow (m ³ /h) with primary at 90/70°C	1.66	2.03	2.35	2.64
Load loss (mmCE) with primary 90/70°C	930	1340	1760	2170
Connection (mm)	20 / 27 male thread			

INSTALLATION

- Installation in a technical room nearby the pool hall.
- Damp air extractor frame on the rear face for connection to wall or ceiling extractor duct.
- Hot, dry air blower either under or over the system for direct assembly on buried ducts or ceiling service area ducts.
- Simplified aeraulic assembly with very little load loss making it possible to keep the available ventilator pressure for the duct network.
- Hot water coil or extra electric heating fitted inside the system (see options).
- A remote regulator box, temperature sensor and humidity sensor in a duct and box enable you to adjust the operation of one unit or two dehumidifier units.



DEHUMIDIFIERS

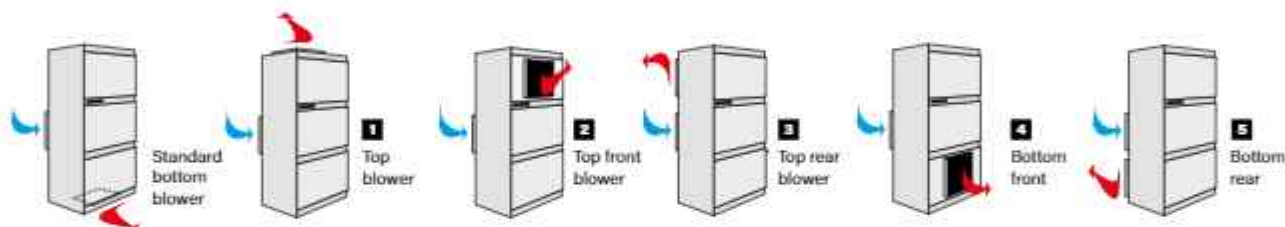
OMEGA



BLOWER OPTIONS

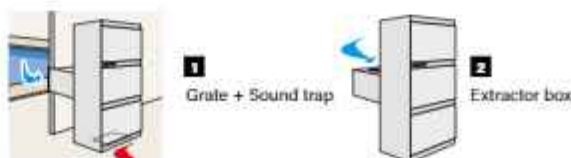
OMEGA ducted		10T	14T	16T	20T
Blower on the top	1		W28SODE		W28SODE20
Blower on the top to the front	2		W28SOHAV		W28SOHAV20
Blower on the top to the rear	3		W28SOHAR		W28SOHAR20
Blower on the bottom to the front	4		W28SOBAV		
Blower on the bottom to the rear	5		W28SOBAR		

The standard blower on the OMEGA systems is installed under the system (blower inverted compared to the CEA). Optionally, blower can be installed on the top or bottom and either to the front or the rear.



OMEGA INTAKE

OMEGA ducted		10T	14T	16T	20T
Extractor grate 1000 x 600 (4000 à 6000 m³/h) with counter frame	Grate		WFA01477		
	Counter frame		WFA01479		
Sound trap 600 mm (for direct intake from 100 X 600 grate)	1		WCH01236		
Extraction box for Omega systems	2 Caisson	WCH02822			WCH03048
	Diameter	Ø500			Ø630
Intake box for 1000 x 600 grate	3 Caisson	WCH02822			WCH03048
	Diameter	Ø500			Ø630



DEHUMIDIFIERS

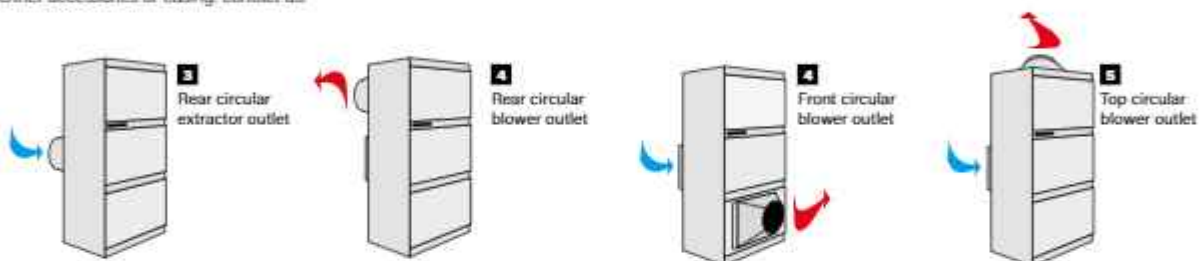
OMEGA



EXTRACTION AND SUPPLY ACCESSORIES

OMEGA ducted	10T	14T	16T	20T
Diameter	Ø500		Ø630	
Rear circular extractor accessories a	WCH03701		WCH03702	
Front/rear circular blower accessories a	WCH03595		WCH03331	
Upper circular blower accessories a	WCH03705		WCH03706	

Other accessories or casing: contact us.



WEIGHT AND DIMENSIONS

OMEGA ducted	10T	14T	16T	20T
Weight (kg)	342	344	346	397

Oméga 10 to 20

A	1940
B	1150
C	625
D	70
E	445
F	410
G	295
H	240
I	345
J	75
K	225
L	655
M	630
N	60
O	20
Extractor Width	1060



Blower at the bottom



Blower at the top

ACCESSOIRES EN OPTION

Filters for OMEGA 10, 14, 16 and 20 tri

WSD01916

Remote regulator box for the dehumidifier

R0771000

VENTILATION ACCESSORIES

Ø 400 DUCTS AND ACCESSORIES

Galvanised metal elements thickness 6/10. Diameter Ø 400 for 410, 412 CAE 508. Ducts to be installed in galleries, ceiling service area, technical facility. Plan to use PVC for buried ducts.

Designation / Model	Reference
Punching 45° Ø 160/400	WCH01260
Galvanised duct Ø 400 (ml) shipped in 2m lengths	WCH01180
Galvanised elbow 90° Ø 400	WCH01203
Galvanised elbow 45° Ø 400	WCH01208
Male sleeve Ø 400	WCH01192
Female sleeve Ø 400	WCH03051
Cap Ø 400	WCH01197
T 90° equal Ø 400	WCH01212
Reducer Ø 400/315	WCH01215

Circular duct



Elbow 90°



Elbow 45°



Sleeve



Cap



T 90° equal



Reducer



Ø 500 DUCTS AND ACCESSORIES

Galvanised metal elements thickness 6/10. Diameter Ø 500 for CAE 510-513 and OMEGA. Ducts to be installed in galleries, ceiling service area, technical facility. Plan to use PVC for buried ducts.

Designation / Model	Reference
Galvanised duct Ø 500 (ml) shipped in 2m lengths	WCH01181
Galvanised elbow 90° Ø 500	WCH01204
Galvanised elbow 45° Ø 500	WCH01209
Male sleeve Ø 500	WCH01193
Female sleeve Ø 500	WCH03052
Cap Ø 500	WCH01198
T 90° equal Ø 500	WCH01213
Reducer Ø 500/400	WCH01216
Reducer Ø 500/315	WCH01217

Ø 630 DUCTS AND ACCESSORIES

Galvanised metal elements thickness 6/10. Diameter 630, for Omega 16-20. Ducts to be installed in galleries, ceiling service area, technical facility. Plan to use PVC for buried ducts.

Designation / Model	Reference
Galvanised duct Ø 630 (ml) shipped in 2m lengths	WCH01182
Galvanised elbow 90° Ø 630	WCH03329
Galvanised elbow 45° Ø 630	WCH03424
Male sleeve Ø 630	WCH03325
Female sleeve Ø 630	WCH03720
Cap Ø 630	WCH03330
T 90° equal Ø 630	WCH03326
Reducer Ø 630/500	WCH03327
Reducer Ø 630/400	WCH03328

DEHUMIDIFIERS

ASTRALPOOL



CONSULT WITH OUR
TECHNICAL TEAM FOR
SIZING

OPTIONAL U.V.
DISINFECTION SYSTEM
More info in page 350



BDP CONFORT Dehumidifying Unit

The BDP Confort dehumidifying unit is used for the dehumidification of indoor pools, using the latent heat of evaporation and the performance of the system itself to heat the pool water and the room air.

The energy savings achieved with these systems compared to traditional heating systems mean that they are virtually essential when you wish to heat an indoor pool. The wide range of models covers all market requirements.

- Made of non-corrosive magnesium coated aluminium.
- Thermal-acoustic inside insulation.
- Direct transmission single centrifugal ventilator. Radial Ventilator Optional.
- Air filter can be changed for a G4 type filter.
- Condensation collection gutter with drainpipe.
- A copper nitrogen, dehydrated and deoxidized refrigerated circuit. Air condensation.
- R407C refrigerant gas.
- Evaporation, condensation and hot water batteries made of copper pipes with lacquered aluminium fins (specially designed for corrosive environments).
- Airtight compressor mounted on anti-vibration mounts.
- Pressure balancing expansion valve.
- High and low pressure switch.
- General security switch.
- Power source, compressor and ventilator motor protection mechanisms.
- Full adjustment of all the items included.
- Three-way valves and their regulation when a hot water coil is incorporated.

OPTIONAL

- 1 or 2 stage electric heating option to support air heating.
- Hot water coil to support air heating, with three-way valve, temperature probe and regulation (ask about primary temperatures different to standard equipment).
- Can be supplied with power frequency at 60 Hz on request.

GENERATION OPERATING CONDITIONS

The thermo-hygrometric conditions for these facilities that are considered optimal for materials and people include:

- Air 28°C - 30°C
- 65% HR
- Water 2°C below air temperature.

TECHNICAL FEATURES

Model		BDP-4	BDP-5	BDP-6	BDP-8	BDP-10	BDP-12	BDP-16	
Dehumidification CAP. (1)	l/h	4.2	5.2	5.9	8.3	11	12.5	17.35	
Air condensation power	kW	7.1	8.5	11.6	12.4	13.8	19.1	26.7	
COOLING CIRCUIT									
Type of compressor		ROTARY							
Gas Load	kg	3	3.5	4	5	9	9	10	
Voltage	V/Ph/Hz	230 / 1 / 50			400 / 3 / 50				
Max. Consumption	kW	1.8	2.4	3.71	3.66	4.33	5.49	6.81	
FANS									
Type		CENTRIFUGAL							
Air flow rate	m ³ /h	1000	1200	1800	2800	3800	4300	5500	
Total available pressure (2)	mca	15	15	20	20	20	20	20	
Max. consumption kW	RETURN	0.2	0.2	0.25	0.55	1.1	1.1	3.00	
OTHER DATA									
Ø Drain	mm						22		
Noise level AT 1 M	dB				68		69		70
Weight	kg	100	110	160	182	270	360	448	
Air filters		G4							
OPTIONAL									
Electric heating power	W	5.0		-	-	-	-	-	
Hot water coil power	Power	w	11.6		22.2		35.8	54.9	
	Primary T.	°C	90						
		°C	70						
	Flow rate	l/h	500	500	990	990	1590	1590	2420
	Connection	Inches	¾"	¾"	¾"	¾"	¾"	¾"	¾"

(1) For 20 °C air T, 65% RH, 24 °C water T

(2) Return plus suction

AIRPOOL



OPTIONAL U.V.
DISINFECTION SYSTEM
More info in page 350

CONSULT WITH OUR
TECHNICAL TEAM FOR
SIZING

The AIRPOOL dehumidifier is used for the dehumidification of indoor swimming pools, taking advantage of the latent heat of vaporization and the equipment's own performance by heating the pool water and ambient air, recovering the necessary energy, and controlling the air temperature and relative humidity.

Dehumidification systems are installed in technical rooms and require ventilation ducts for a correct air distribution. In many cases, the space available is limited and it is difficult to find an equipment that fits, and each installation has its own particular features and needs, which is why Airpool dehumidifiers are calculated and designed as a tailor-made solution. Astralpool's technical team is responsible for adapting the equipment in terms of power, performance and the location of air inlets and outlets to meet the specific needs of each installation.

The aim is always to achieve the highest user comfort, better equipment performance, energy savings and compliance with the specific regulations required.

The smaller powers of the Airpool dehumidifiers are available in vertical orientation to reduce their footprint and ease their integration in technical rooms.

Dehumidification can be achieved in two ways: by freecooling or by freecooling plus refrigerant circuit.

Freecooling:



The opening of the freecooling dampers will be controlled by regulation to obtain the optimum solution; it may be the case that the dampers are kept in the minimum opening position.

Part of the air extracted from the enclosure is expelled to the outside and the same flow of new air is added, which joins the other part of the extracted air in the mixing chamber. This extracted air is regulated by the freecooling dampers:

If the air conditions in the mixing chamber already have a specific humidity with a difference compared to that extracted that guarantees the required dehumidification, it will not be necessary to start the compressor of the refrigeration circuit, which means a saving.

Freecooling and refrigerant circuit:

When the air in the mixing chamber does not have low specific humidity enough to achieve the required dehumidification, the refrigeration circuit will be started.

The nominal flow rate at the outlet of the mixing chamber is passed to the refrigeration circuit where the rest of the required dehumidification is produced as it passes through the evaporator coil.

Benefits of choosing the optional heat recovery unit:



Air renewal: Thanks to the fan system, the humid indoor air is treated and sent outdoors, thus facilitating the renewal and cleaning of the air through filters.

Air conditioning: The recuperator provides heat from the indoor air to the cold air coming from outside, thus heating the air and contributing to the climatization of the room.

Energy saving: When heat exchange takes place between the two flows, the air is heated without consuming more energy, using heat that would otherwise be wasted.



- 1 Structure
- 2 Hot water battery
- 3 Filters
- 4 Blowing fans
- 5 Electric board
- 6 Refrigerant gas circuit
- 7 Evaporateur + Condenser
- 8 Heat recovery
- 9 Extrausted air fans
- 10 Dampers

DEHUMIDIFIERS

AIRPOOL



STRUCTURE

- The structure is made from aluminium profiles with reinforced nylon on the corners.
- The housing is a 25 mm sandwich panel with IDROTEC polyurethane and auto-close handles, classifying the equipment as tightness LI(M) and thermal transmission T2.
- Condensation collection gutter with drainpipe.

COOLING CIRCUIT

- Evaporation and condensation battery made out of copper pipes with lacquered aluminium fins.
- Scroll compressor.
- R-410A refrigerant gas.

AIR CIRCUIT

- G4 filter.
- Free-cooling system made up of three motorized weir flaps, mixing chamber and return fan.

REGULATORS

- Through a programmable electronic regulator.
- Return air and outside air humidity and temperature probes, and a pool water temperature probe.
- Dirty filter pressure switches.
- Control of the pool water circulation pump through a voltage-free contact.
- Free-cooling weir flap servomotors.

OPTIONAL

- Harnesses the energy in the air discharged from the high-performance crossflow recuperator (according to Spain's RITE Regulation for Thermal Installations in Buildings).
- High-performance backup hot water coil manufactured in copper piping and lacquered aluminium fins specially designed for corrosive atmospheres. Includes a 3-way proportional valve. Controls flow temperature as an optional extra.
- Titanium condensers with PVC shell and Titanium coil.
- M6 filter in pool air suction unit and exterior air inlet and F8 filter in flow unit.
- Siemens regulation with touchscreen, enthalpy control and Eco operating mode, reducing fan flow in line with setpoints.
- Electronic radial plug fan with flow rate control.
- Water-water exchanger, assembled with the water condenser as a series feature.
- Increased air and pressure flow available in fans.
- External condenser.
- Weatherproofed.
- Optional CO₂ probes for controlling the quality of the air and adjusting it.
- Remote management.
- AND/OR preventive maintenance.
- AND/OR warranty extension.
- Start-up.
- Can be supplied with power frequency at 60 Hz on request.

TECHNICAL FEATURES

Model		AIRPOOL-9	AIRPOOL-14	AIRPOOL-18	AIRPOOL-25	AIRPOOL-35	AIRPOOL-45	AIRPOOL-55	AIRPOOL-70	AIRPOOL-85	AIRPOOL-100	AIRPOOL-140	AIRPOOL-180
Voltage	V/Ph/Hz	230/1/50						400 / 3 / 50					
Dehumidification ⁽¹⁾	kg/h	8.4	14.1	18.6	27.0	34.5	47.1	54.3	71.2	86.5	108.0	136.9	177.8
Dehumidification ⁽²⁾	kg/h	11.6	18.0	23.0	34.4	42.7	59.0	69.1	88.9	108.0	135.0	177.0	231.0
Dehumidification ⁽³⁾	kg/h	6.1	10.3	12.7	16.6	22.9	30.9	34.5	46.0	57.0	72.2	90.9	116.5
Air flow rate	m ³ /h	1800	2500	3800	5500	7000	10000	12000	15000	18000	22000	30000	40000
Crossflow recuperator	m ³ /h	540	750	1140	1800	2100	3000	3600	4500	5500	7000	10000	13500
Air battery power (80-60°C)	kW	14.3	22.1	29.3	40.7	54.2	78.3	88.1	111.5	134.1	167.1	237.5	293.8

(1) Local 28°C 65% hr with 20% outside air 20°C / 70% hr. With recuperator.

(2) VDI 2088 Local 30°C 54% hr with 30% outside air 5°C 80% hr. With recuperator.

(3) Local 28°C 65% hr in recirculation.

AIRPOOL+



Mode 1 Recirculation



Mode 2 Alpha cycle



Mode 3 Outdoor air



Mode 4 Alpha cycle + outdoor air



Mode 5 Cooling

OPTIONAL U.V.
DISINFECTION SYSTEM
More info in page 350

The new high performance Airpool+ dehumidifier is used for the dehumidification of indoor pools. Thanks to its design, in which the cooling circuit's components are arranged differently than in a conventional dehumidifier, the dehumidified air is reused by a recuperator, which significantly increases performance.

The free cooling system serves a dual purpose:

The first is its capacity for renewing air so that users breathe in the best quality of air possible and the second is to take advantage of outdoor conditions for dehumidifying, thus reducing the unit's consumption. This free cooling system regulates itself according to relative outdoor and indoor humidity, and the default value.

Users can set the times the unit works. In night-time mode, conditions are less restrictive than in daytime mode as there is nobody in the pool, so settings are read to dehumidify it but not to regulate air quality.

The Airpool+ dehumidifier has five operating modes:

Mode 1 Recirculation

This operating mode is for night-time only. The return flow rate fulfils all night-time default conditions required, so the cooling cycle does not have to be switched on and all of the water is recirculated. Users can set the fan speed to keep power consumption and noise down to a minimum.

Mode 2 Alpha cycle

The return conditions measured show that the pool should be dehumidified, so the cooling cycle starts up without any outdoor air being fed into it.

This operating mode can only be run at night-time.

Mode 3 Outdoor air

In this operating mode, the unit is able to reach the desired return conditions thanks to the regulation of weir flaps. As the flow rate of outdoor air very often results in energy savings, outdoor conditions help bring down the humidity in the pool area and just a small inflow of heat can be enough to reach the desired temperature if the set return temperature has not been reached.

Mode 4 Alpha cycle + outdoor air

This operating mode should be used when the inflow of outdoor air is unable to reach the desired conditions. This does not mean that the weir flaps on the free cooling system close to keep the flow rate to a minimum as the regulation system used ensures that the flaps open to the optimum position to make the most of the outdoor air.

Mode 5 Cooling**Without exterior condenser or water condenser**

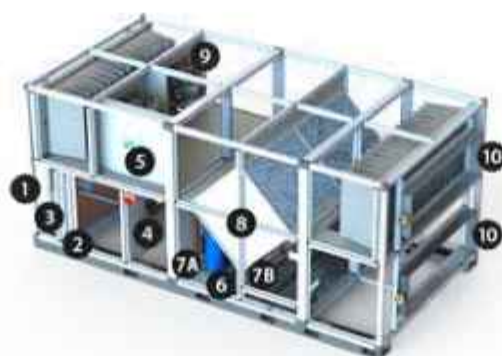
The unit's free cooling system will endeavor to reach the conditions selected by the user as well as keeping to IAQ standards. The by-pass valve on the recuperator is used to make the most of outdoor conditions.

With exterior condenser

This optional feature is recommended for facilities in areas with high humidity and high temperatures. As this feature is built into the unit, no additional installation is required. It expels excess heat outdoors and feeds cool, dry air into the pool.

With water condenser

When temperatures in a pool facility rise above the default temperature, warm air will no longer be fed into it. However, it may still be necessary to dehumidify the air but as the outdoor air cannot be used to do so the cooling cycle will start to run and instead of condensing the air, both the air and water will be condensed.



- 1 Structure
- 2 Hot water battery
- 3 Filters
- 4 Blowing fans
- 5 Electric board
- 6 Refrigerant gas circuit
- 7A Condenser
- 7B Evaporateur
- 8 Heat recovery
- 9 Extrausted air fans
- 10 Dampers

CONSULT WITH OUR
TECHNICAL TEAM FOR
SIZING

DEHUMIDIFIERS

AIRPOOL+



STRUCTURE

- The structure is made from aluminium profiles with reinforced nylon on the corners.
- The housing is a 45 mm sandwich panel with IDROTEC polyurethane and auto-close handles, classifying the equipment as tightness LI(M) and thermal transmission T2.
- Condensation collection gutter with drainpipe.
- Equipment interior with painted sheet metal for greater durability against chlorine degradation.

COOLING CIRCUIT

- High-performance evaporation and condensation batteries manufactured in copper piping and lacquered aluminium fins.
- Scroll compressor.
- R-410A refrigerant gas.

AIR CIRCUIT

- M6 filter in pool air suction unit and exterior air inlet and F8 filter in flow unit.
- Radial plug fans with flow rate control.
- Free-cooling system made up of three motorized weir flaps, mixing chamber and return fan.
- Harnesses the energy in the air discharged from the crossflow recuperator from 100% of flow.
- Back-up water heating battery. With three-way proportional valve and flow-rate temperature control.

REGULATORS

- Siemens regulation with touchscreen, absolute humidity control and Eco operating mode, reducing fan flow in line with setpoints.
- Return air and outside air humidity and temperature probes, and a pool water temperature probe.
- Dirty filter pressure switches.
- Control of the pool water circulation pump through a voltage-free contact.
- Servomotors for free-cooling weirs.

OPTIONAL

- Increase in air flow rate (involves rise in heating battery power).
- Titanium condensers with PVC shell and Titanium coil.
- Water-water exchanger, assembled with the water condenser as a series feature.
- Equipment can be operated in reverse to expel surplus heat from the facility.
- Weatherproofed.
- Optional CO₂ probes for controlling the quality of the air and adjusting it.
- ModBus.
- Remote management.
- AND/OR preventive maintenance.
- AND/OR warranty extension.
- Start-up.
- Can be supplied with power frequency at 60 Hz on request.

TECHNICAL FEATURES

Model		AIRPOOL+ 12	AIRPOOL+ 22	AIRPOOL+ 30	AIRPOOL+ 44	AIRPOOL+ 54	AIRPOOL+ 70	AIRPOOL+ 84	AIRPOOL+ 108	AIRPOOL+ 132	AIRPOOL+ 175
Voltage	V/Ph/Rz	220/1/50		400 / 3 / 50							
Dehumidification ⁽¹⁾	kg/h	13.4	22.3	21.7	44.3	53.6	70.9	84.2	110.7	133.4	177.6
Dehumidification ⁽²⁾	kg/h	25.6	30.2	57.1	85.6	102.3	136.8	162.4	213.7	256.2	342.3
Dehumidification ⁽³⁾	kg/h	8.0	12.8	12.3	25.0	37.8	42.5	50.6	66.5	83.7	130.9
Air flow rate	m ³ /h	2100	3500	4900	7000	8400	11200	13300	17500	21000	28000
Recuperator efficacy ⁽¹⁾	%	67	69	71	68	73	70	70	70	68	68
Air battery power (90-70°C)	kW	20.4	38.7	48.5	71.0	87.9	106.7	134.2	177.8	216.5	273.0

(1) Local 28°C 65% hr with 30% outside air 20°C 70% hr

(2) VDI 2089 Local 30°C 54% hr with 30% outside air 5°C 80% hr.

(3) Local 28°C 65% hr in recirculation.

OPTIONAL U.V. disinfection system

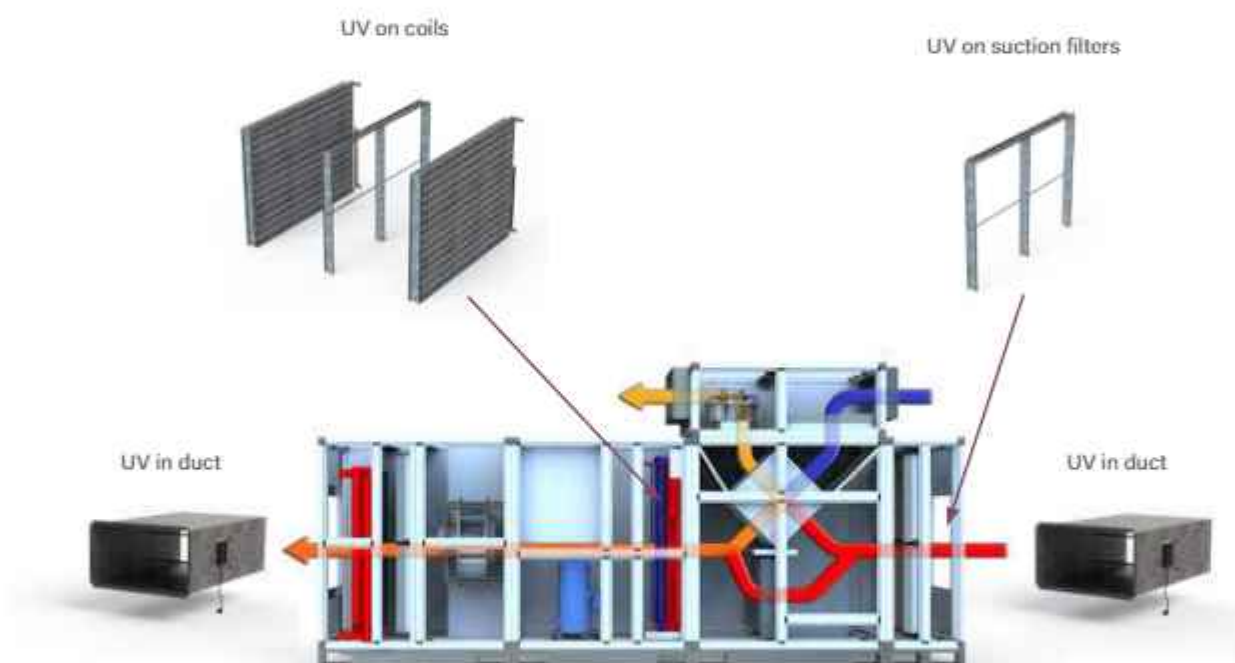


Optional U.V. disinfection system, is a highly effective way to destroy microorganisms including: virus, bacteria, and mold spores.

Short wave UV light (UVC) penetrates the cell structure of the micro-organism and destroys the DNA structure and thereby prevents it from replicating.

This method of purification is ideal for dehumidifiers because it is completely safe, fast and easy to use and with simple maintenance.

The versatility of this disinfection system makes it easy to install in different parts of the dehumidifier. This is a tailor-made option that we study its location in each dehumidifier.







POOLS

HEATING & COOLING

354 POOL HEATING SOLUTIONS

356 HEAT PUMPS

356 Power Force

358 Z950

360 ProHeat II

362 ProHeat II Indoor

364 Excellium inverter

366 AIR TO WATER CHILLER

366 Alaska - Siberia

367 WATER TO WATER CHILLER

367 Bering chiller

368 ELECTRIC HEATERS

368 RE/I

369 HEAT EXCHANGERS

369 Waterheat EVO

370 Etna

372 Uranus Unequipped and Plus

POOL HEATING SOLUTIONS

PARAMETERS FOR CHOOSING A HEATING SYSTEM

To define a system suitable for a pool, many parameters need to be considered. The most important parameters (but non-exhaustive) are the ones below:

1. Average outdoor air temperature (°C)
2. Pool water target temperature (in °C)
3. Period of use
4. Pool volume (m³)
5. Presence of an isothermal cover or not
6. Filtration time

To consider all the parameters which impact the sizing of a heating system, online AstralPool configurators are available:

- For professional use, visit our Profluidra website.
- For public use, visit our simplified configurator on AstralPool website.

The choice of heating equipment also depends on the energy source that will be used.

UNDERSTAND THE CONCEPT OF PERFORMANCE

To compare the performance of different heat pumps, it is essential to compare restituted power and performance coefficient.

Two main values characterise the performance of heat pumps: their power and their performance coefficient.

- **Power**, expressed in kW, indicates the quantity of heat transferred to the water. It is expressed in specific climatic conditions to which the heat pump is exposed during use:
 - Temperature of the outside air (in °C)
 - Humidity of the outside air (in %)
 - Temperature of the water in the pool (in °C)

- **The coefficient of performance (COP)** is the ratio between the restituted power and the power consumption of the heat pump. As a result, it is the ratio at specific climatic conditions too.

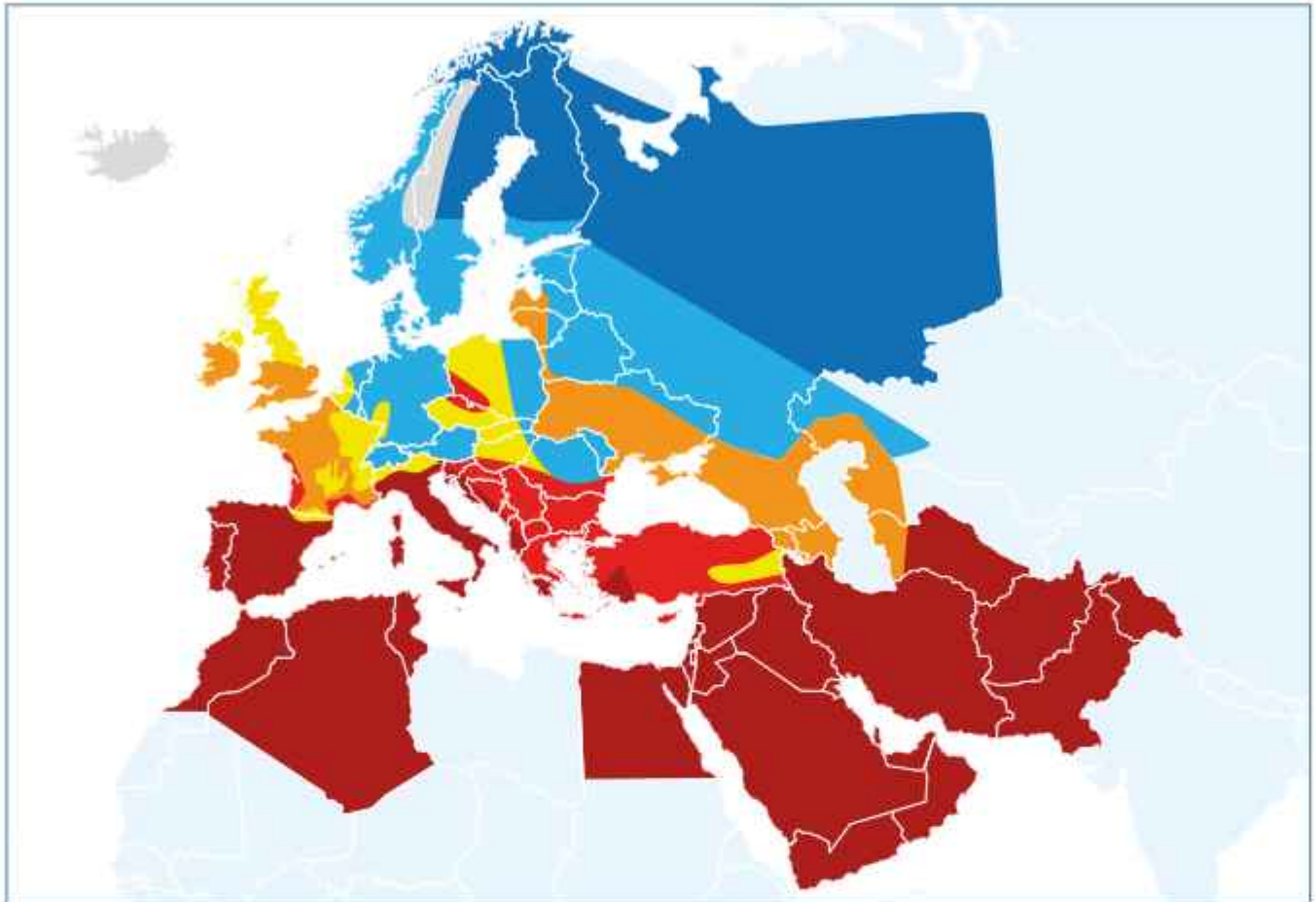
As an example, a performance coefficient of 5 means that for 1 kWh consumed at the electricity meter, the heat supplies 5 times more energy to the water in the pool, or 5 kWh.

So the higher the performance coefficient, the more efficient the system.



POOL HEATING SOLUTIONS

CLIMATE ZONES



SOUTH AFRICA

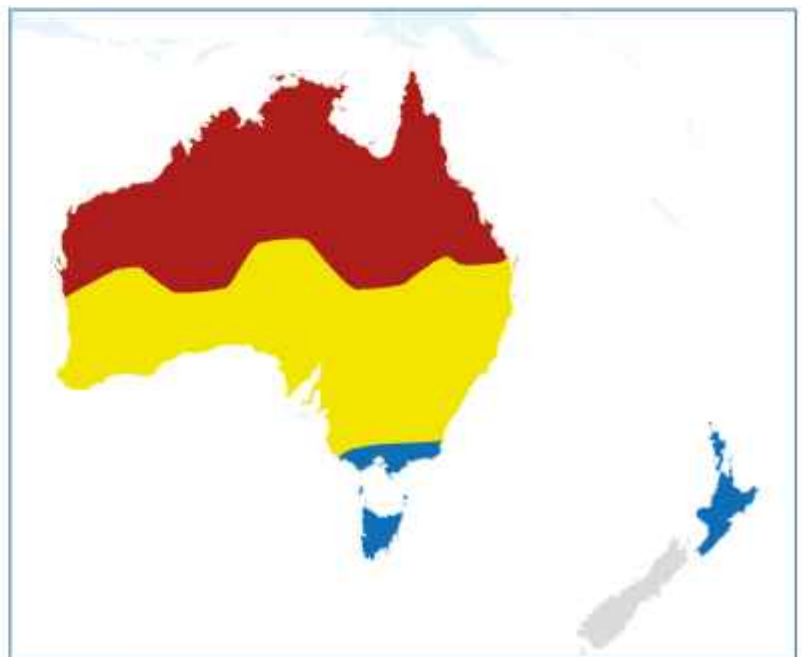


•Pool location zones



Caribbean Islands, Reunion Island, Canary Islands are part of Zone 7.

AUSTRALIA



HEAT PUMPS



POWER FORCE



- + Certified performances
- + Variable speed fan, quiet and energy-saving
- + Year-round operation down to -12°C

CONSULT WITH OUR
TECHNICAL TEAM
FOR SIZING



<305M³



5 YEAR
CONDENSER
WARRANTY
ANTI-CORROSION



ON/OFF
+



HEAT / COOL



MIN. AIR TEMP
-12°C



MADE IN EUROPE

- Horizontal blowing
- Galvanized steel, epoxy painted body
- LCD display
- Heating priority mode (filtration pump control)
- Possible On-off control through remote switch or home automation system
- Variable speed (DC) fan with automatic noise reduction
- Automatic cooling mode
- Automatic defrosting (cycle inversion)
- Titanium water exchanger, compatible with salt water treatment
- On-off compressor, scroll
- DC fan, variable speed (inverter)

ACCESSORIES INCLUDED IN THE PACK

- Connector (x2)
- Wintering cap (x2)
- Anti-vibration feet

OPTIONAL ACCESSORIES

Cleaning kit HP - WMA03491

TECHNICAL FEATURES

Model	TD25	TD35
Standard Model	W20PFORCE25TD	W20PFORCE35TD
Recommended water flow (m ³ /h)	10	
Hydraulic connection	PVC unions, ø63, glued	
Electric power supply	380-400V / 3N~ / 50Hz	
Nominal operating power (A)	10,6	12,9
Maximum operating power (A)	14,2	18,1
Recommended Power cable size*	5 x 4	
Refrigerant fluid	R410A	
Refrigerant fluid quantity (kg)	6,40	6,30
Acoustic power	70	71
Acoustic pressure at 10m (dB(A))**	38,00	39,00

HEATING PERFORMANCE

Model	TD25	TD35
AIR 28°C / WATER 28°C / HUMID. 80%		
Operating power (kW)	33	45,5
Consumed power (kW)	6,1	8,6
COP	5,4	5,3
AIR 15°C / WATER 26°C / HUMID. 70% NF		
Operating power (kW)	28,7	37
Consumed power (kW)	5,6	7,6
COP	5,1	4,9

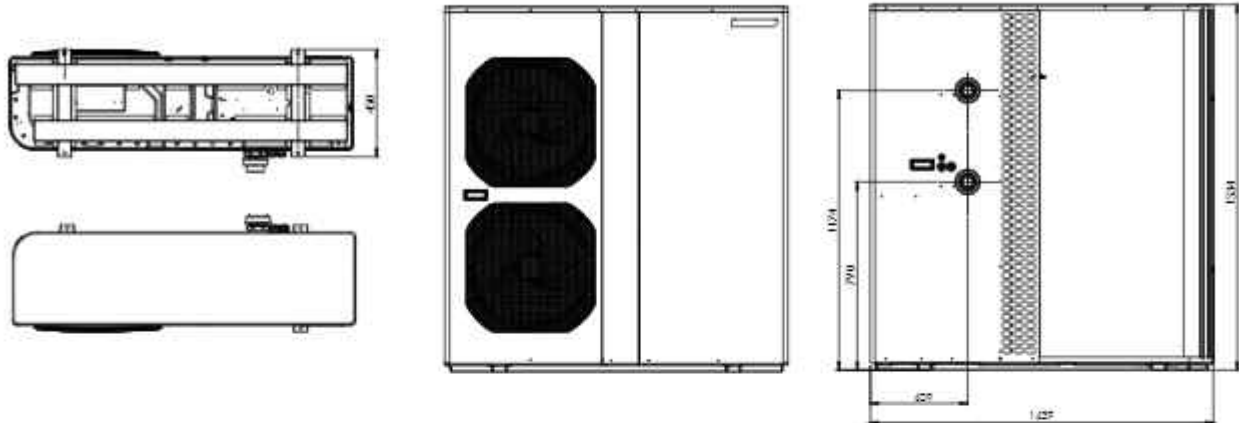
*Cable not provided. Recommended section for a maximum length of 20 meters.

** According to EN60704-1:2010 / A1:2012 standard

HEAT PUMPS

WEIGHT AND DIMENSIONS

Model	TD25	TD35
Weight (kg)	205	205



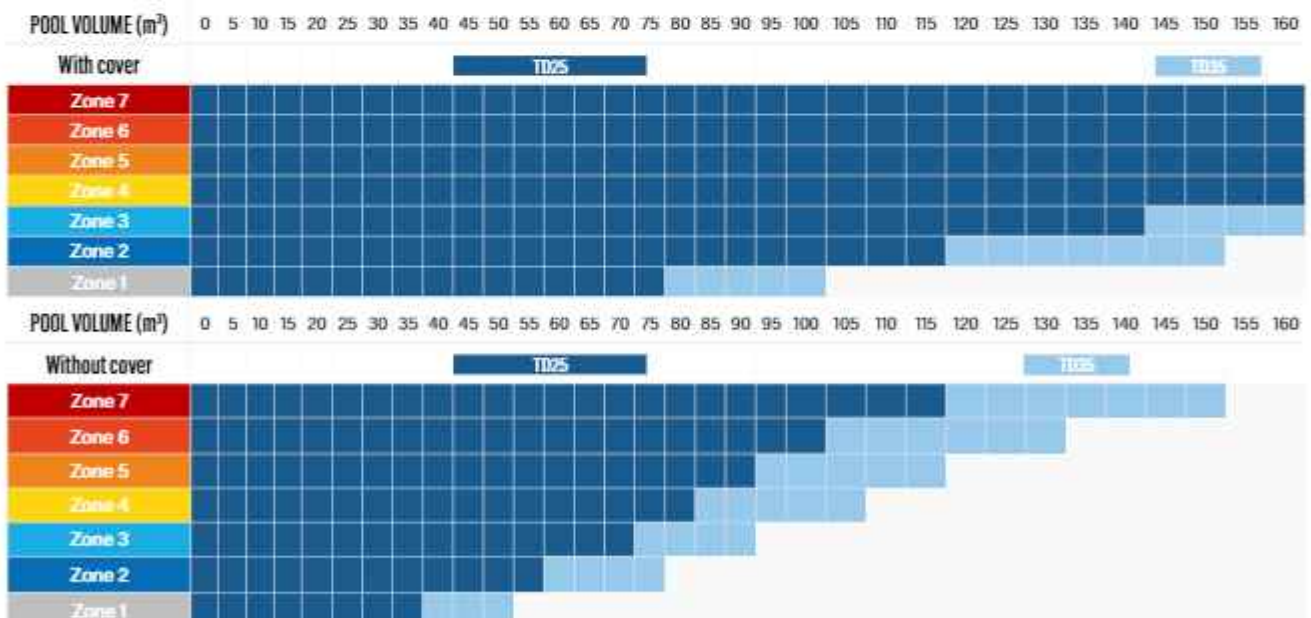
HEAT PUMPS SELECTION GUIDE

PARAMETERS OF THE QUICK SELECTION GUIDE

This quick selection guide has been configured with the following parameters: private pool, for a use from beginning of may to end of september, average depth 1.5m, 14h filtration time, target pool water temperature 28°C.

SELECT THE POWER IN LESS THAN 1 MINUTE

How to read: For a 135m³ pool, with cover, located in zone 4, a POWERFORCE TD25 is needed*.



*To find the corresponding pool location zone, consult our climate map in page 355

Zodiac recommends to use the web configurators to get a more accurate sizing

For professional use, visit our configurator on Profluidra website.
For public use, visit our simplified configurator on Zodiac website.

HEAT PUMPS



Z950



CONSULT WITH OUR
TECHNICAL TEAM
FOR SIZING

- + Vertical blowing
- + Aluminum body
- + Year-round operation down to -12°C

- Vertical blowing
- Anodized aluminum body
- LCD display, detachable
- Fluidra Connect compatible (automation and wi-fi control, with optional Connect Box)
- Heating priority mode (filtration pump control)
- Possible On-off control through remote switch or home automation system
- Emergency stop
- Automatic cooling mode
- Automatic defrosting (cycle inversion)
- Anti-freeze thermostat
- HP & LP safety pressure switch
- Water flow switch
- Titanium water exchanger, compatible with salt water treatment
- On-off compressor, scroll
- Thermostatic expansion valve
- Can be supplied with power frequency at 60 Hz on request.



2 YEAR
WARRANTY

5 YEAR
CONDENSER
WARRANTY
ANTI-CORROSION



ON/OFF
+



HEAT / COOL



MIN. AIR TEMP



MADE IN EUROPE



ACCESSORIES INCLUDED IN THE PACK

- Condensate drain kit
- PVC and gaskets, unions, Ø 63 or 75
- Anti-vibration pads

OPTIONAL ACCESSORIES

Cleaning kit HP - WMA03491

TECHNICAL FEATURES

Model	Z950 35	Z950 45	Z950 60	Z950 90	Z950 120
Standard Model	WH000456	WH000458	WH000460	WH000462	WH000464
Recommended water flow (m ³ /h)	13	20	30	42	60
Hydraulic connection	PVC unions, ø63, glued		PVC unions, ø75, glued		
Electric power supply	380-400V / 3N~ / 50Hz				
Nominal operating power (A)	13.4	17.1	24.2	31.5	43.7
Maximum operating power (A)	22.8	29.9	38.3	60.6	76.6
Recommended Power cable size*	5 x 4	5 x 6	5 x 10	5 x 16	5 x 25
Refrigerant fluid	R410A				
Refrigerant fluid quantity (kg)	6	7,5	9	18 (2x9)	22 (2x11)
Acoustic power	83		90		
Acoustic pressure at 10m (dB(A))**	52		58		

HEATING PERFORMANCE

Model	Z950 35	Z950 45	Z950 60	Z950 90	Z950 120
AIR 28°C / WATER 28°C / HUMID. 80%					
Operating power (kW)	39,5	48	68	98	133
Consumed power (kW)	6,93	8,53	12,25	17,6	24,97
COP	5,7	5,6	5,5	5,6	5,3
AIR 15°C / WATER 26°C / HUMID. 70%					
Operating power (kW)	30	40	57	80	110
Consumed power (kW)	6,2	8,1	11,5	16,8	23,9
COP	4,9	4,9	4,9	4,8	4,6

*Cable not provided. Recommended section for a maximum length of 20 meters.

**According to EN60704-1:2010 + A1:2012 standard

HEAT PUMPS

ASTRALPOOL

PROHEAT II

- 0°C minimum outdoor air temperature.
- 2 models: Standard and Chiller.
- Digital display.
- Heating priority mode (filtration pump control).
- Robust, lightweight casing made from corrosion-resistant magnesium coated aluminium.
- Axial ventilator.
- Automatic cooling mode for chiller model.
- Automatic defrosting.
- HP & LP safety pressure switch.
- Water flow switch.
- G2 Titanium water exchanger condensers. Guaranteed against corrosion.
- Scroll compressor.
- Thermostatic expansion valve, with external balancing unit.
- High performance evaporator battery in an inner corrugated copper tube with lacquered aluminium fins, especially for corrosive environments.
- Control of purifying system.
- Automatic electrical protections.
- Can be supplied with power frequency at 60 Hz on request.

TECHNICAL FEATURES

Model		PROHEAT II 35	PROHEAT II 45	PROHEAT II 60	PROHEAT II 90	PROHEAT II 120
Reference	STANDARD	65542-MOB	65543-MOB	65544-MOB	65545-MOB	65546-MOB
	CHILLER	68245-MOB	68246-MOB	68247-MOB	68248-MOB	68249-MOB
Recommended water flow	m ³ /h	12-15	15-25	25-35	30-50	50-70
Hydraulic connection	mm	63			75	
Electric power supply	V/Pb/Hz				400/3/50	
Refrigerant fluid		R-410A				
Refrigerant fluid quantity	Kg	4	6	9	2 x 6.5	2 x 9
Number of fans		1			2	
Sound level	dB(A) (d*)	66.2	66.2	72.5	71.1	71.1
	dB(A) (5m)	60.9	60.9	68.4	69.4	69.4

STANDARD

Nominal operating power	A	13.75	17.1	25.1	33	45.4
Maximum operating power	A	23.4	29.8	39.8	63.6	79.6
Recommended Power cable size*		4	6	10	16	25

CHILLER

Nominal operating power	A	13.14	17.1	24.2	31.5	43.7
Maximum operating power	A	23.4	29.8	39.8	63.6	79.6
Recommended Power cable size*		4	6	10	16	25

HEATING PERFORMANCE

Standard models		PROHEAT II 35	PROHEAT II 45	PROHEAT II 60	PROHEAT II 90	PROHEAT II 120
AIR 25°C / WATER 26°C						
Heating capacity	(kW)	36.2	44.4	63.5	91.3	125.5
Power consumption	(kW)	6.4	8.2	11.9	17.0	24.3
COP		5.7	5.4	5.3	5.4	5.2
AIR 15°C / WATER 26°C						
Heating capacity	(kW)	30.5	39.7	56.8	80.2	110.5
Power consumption	(kW)	6.2	8.1	11.5	16.8	23.9
COP		4.9	4.9	4.9	4.8	4.6
AIR 5°C / WATER 26°C						
Heating capacity	(kW)	23.2	30.0	41.3	61.0	80.1
Power consumption	(kW)	6.0	7.9	10.7	16.2	22.7
COP		3.9	3.8	3.9	3.8	3.5

COOLING PERFORMANCE

Chiller models		PROHEAT II 35	PROHEAT II 45	PROHEAT II 60	PROHEAT II 90	PROHEAT II 120
AIR 30°C / WATER 26°C						
Cooling capacity	(kW)	42.3	51.0	72.0	104.0	140.0
Power consumption	(kW)	7.0	8.4	12.0	17.3	24.4
EER		6.0	6.1	6.0	6.0	5.7
AIR 43°C / WATER 32°C						
Cooling capacity	(kW)	29.1	37.0	49.5	74.0	99.0
Power consumption	(kW)	9.4	11.9	15.6	24.5	31.2
EER		3.1	3.1	3.2	3.0	3.2

*Cable not provided. Recommended section for a maximum length of 20 meters.

NOTE: d* = As per UNE-EN 12102/ISO 3744:2010.



MADE IN EUROPE



NNTing

Fluids Connect compatible



R410A



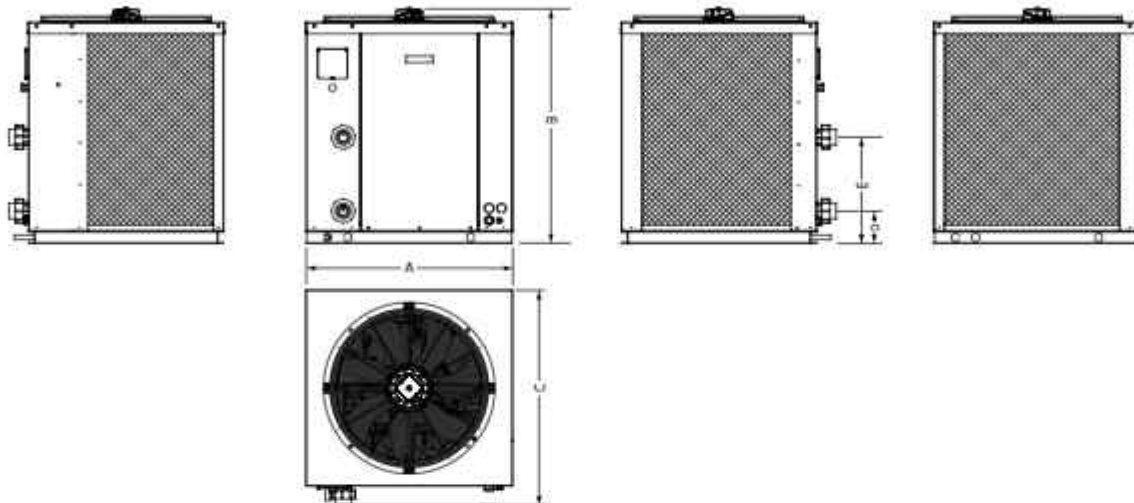
ACOUSTIC

CONSULT WITH OUR
TECHNICAL TEAM
FOR SIZING

HEAT PUMPS

STANDARD AND CHILLER MODELS - WEIGHT AND DIMENSIONS

Model			PROHEAT II 35	PROHEAT II 45	PROHEAT II 60	PROHEAT II 90	PROHEAT II 120
Weight	kg		185	210	287	447	500
Dimensions 	mm	A	1000		1700	2100	2400
		B	950			1200	
		C	1140		1200	1500	1700



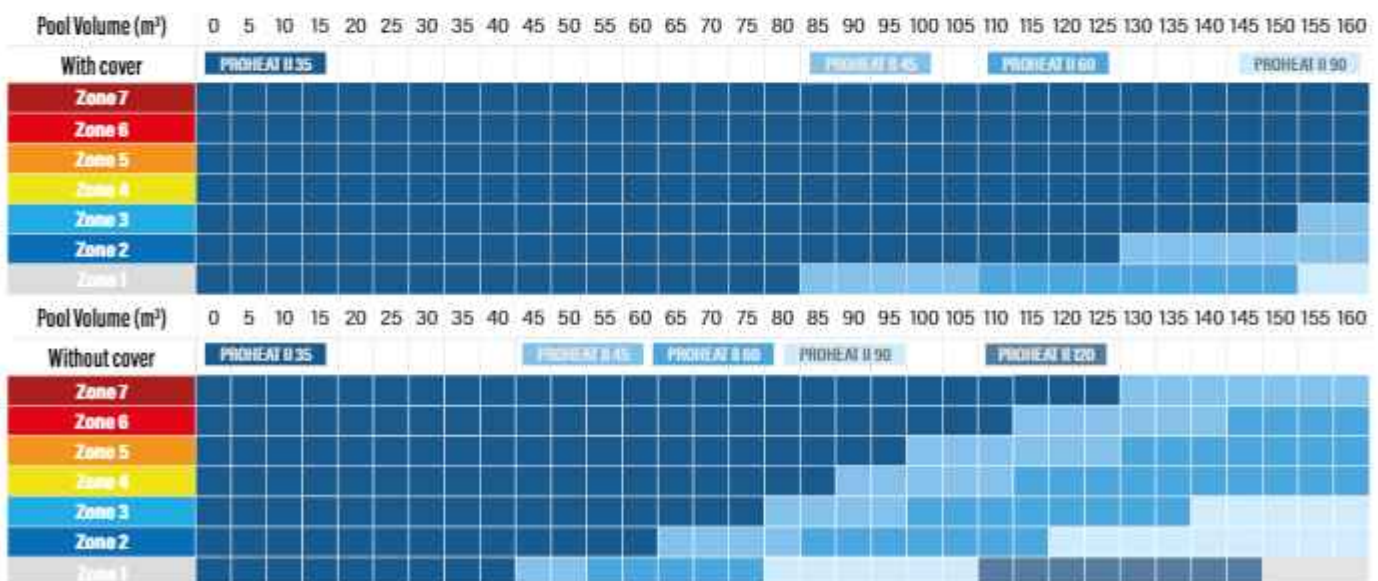
CLIMATE ZONES

This table is a sizing help tool. It is given for a private pool, from 15th May to 15th September, depth 1.5m, with a maximum temperature rise time of 4 days to heat the pool from 15°C to 26°C, 14h filtration time. Climatic zones details can be found in the introduction pages of the Heating chapter p. 355.

To get a customized sizing, please consult the web configurators:

For professional use, visit our configurator on www.profluidra.com

For public use, visit our simplified configurator on www.astralpool.com



HEAT PUMPS

ASTRALPOOL



CONSULT WITH OUR
TECHNICAL TEAM
FOR SIZING

PROHEAT II INDOOR

- 0°C minimum outdoor air temperature.
- Digital display, easy-to-use control panel, with display of current temperature, setpoint and alarm messages.
- Heating priority mode (filtration pump control).
- Robust, lightweight casing made from corrosion-resistant magnesium coated aluminium.
- Axial ventilator.
- Automatic cooling mode (chiller model).
- Automatic defrosting.
- HP & LP safety pressure switch.
- Water flow switch.
- G2 Titanium water exchanger condensers. Guaranteed against corrosion.
- Scroll compressor.
- Thermostatic expansion valve, with external balancing unit.
- High performance evaporator battery in an inner corrugated copper tube with lacquered aluminium fins, especially for corrosive environments.
- Control of purifying system.
- Automatic electrical protections.
- Centrifugal fans so the unit will be installed in a technical room, using air ducting.
- Can be supplied with power frequency at 60 Hz on request.

TECHNICAL FEATURES

Model		PROHEAT II IND-35	PROHEAT II IND-45	PROHEAT II IND-60	PROHEAT II IND-90	PROHEAT II IND-120
Reference		69649-MOB	69650-MOB	69651-MOB	69652-MOB	69653-MOB
Recommended water flow	m ³ /h	12-15	15-25	25-35	30-50	50-70
Hydraulic connection	mm	63		75		
Electric power supply	V/Ph/Hz	400/3/50				
Nominal operating power	A	14.6	18.6	25.1	29.1	45.6
Maximum operating power	A	23.9	31.4	40.7	62.8	81.4
Recommended Power cable size*		4	6	10	16	25
Refrigerant FLUID		R-410A				
Refrigerant fluid quantity	kg	6	9	12	2 x 7	2 x 9
Number of fans		1			2	
Sound level	dB(A) (d*)	59.2	59.6	60.0	61.1	61.5
	dB(A) (5m)	55.4	55.8	56.1	56.5	56.6

HEATING PERFORMANCE


Model		PROHEAT II IND-35	PROHEAT II IND-45	PROHEAT II IND-60	PROHEAT II IND-90	PROHEAT II IND-120
AIR 25°C / WATER 26°C						
Heating capacity	(kW)	43.6	44.4	63.5	91.3	125.5
Power consumption	(kW)	6.7	9.4	11.8	18.7	23.6
COP		6.5	6.0	6.0	6.0	6.0
AIR 15°C / WATER 26°C						
Heating capacity	(kW)	34.9	45.0	57.5	90.1	114.9
Power consumption	(kW)	6.4	8.6	11.0	17.1	22.1
COP		5.4	5.3	5.2	5.3	5.2
AIR 5°C / WATER 26°C						
Heating capacity	(kW)	27.4	35.2	45.2	70.5	90.3
Power consumption	(kW)	6.5	8.5	11.2	16.9	22.3
COP		4.2	4.2	4.1	4.2	4.1

*Cable not provided. Recommended section for a maximum length of 20 meters.

NOTE: d* = As per UNE-EN 12802/ISO 3744:2010.

HEAT PUMPS

STANDARD AND CHILLER MODELS - WEIGHT AND DIMENSIONS

Model			PROHEAT II IND-35	PROHEAT II IND-45	PROHEAT II IND-60	PROHEAT II IND-90	PROHEAT II IND-120
Weight	kg		315	391	437	648	757
Dimensions 	mm	A	1610		1910	1922+50	2400-100
		B	1160+100		1197+100	2110+100	2024+50
		C	1347+50		1497+50	1590+50	1670+50



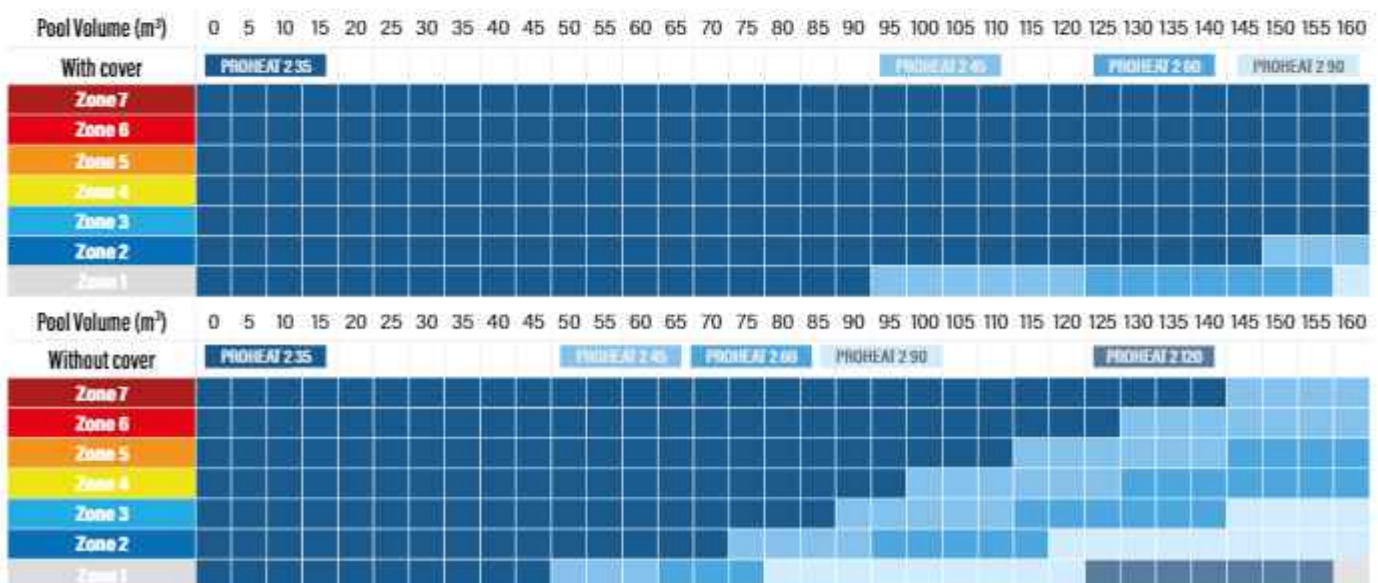
CLIMATE ZONES

This table is a sizing help tool. It is given for a private pool, from 15th May to 15th September, depth 1.5m, with a maximum temperature rise time of 4 days to heat the pool from 15°C to 26°C, 14h filtration time. Climatic zones details can be found in the introduction pages of the Heating chapter p. 355.

To get a customized sizing, please consult the web configurators:

For professional use, visit our configurator on www.profluidra.com

For public use, visit our simplified configurator on www.astralpool.com



HEAT PUMPS

EXCELLIUM INVERTER

Energy saving and efficiency for all types of pools

ASTRALPOOL

NEW 2024

The Excellium Inverter heat pump provides maximum energy savings thanks to its Full Inverter technology. It is an ideal solution for large swimming pools in hotels, campsites, sports clubs, public swimming pools, wellness areas, spas and water parks.

Sustainability

Aerothermal heating is a technology that uses a renewable source of energy, the heat from the environment. It is the most efficient system for heating pool water and reducing emissions. Coupled with green electricity becomes a source of clean energy.

Increased efficiency in temperature control

Inverter technology maintains the temperature with minimal deviations. No need to restart the entire system at full power, generating extra start-up consumption.

Energy efficiency

By using the heat of natural air at 15 degrees outside temperature, this heat pump is able to offer a COP (coefficient of performance) of 4.8, which means that for each unit of energy consumed it produces 4.8 kW of energy heat in return.

Silence and Durability

The Excellium pool heat pump reduces noise to 41 dB(A) due to its inverter technology in compressors and fans. In addition, it does not need to run at full speed, resulting in less wear and tear on parts while extending the life of the solution.

Plug & Play Solution

Its compact size and ease of installation gives it a wide range of spaces and applications where it can be integrated.

Moreover, as it incorporates a titanium exchanger, it is compatible with any water treatment.

Cost-effectiveness and savings

Consumption is adapted to the needs of the system. Inverter technology provides just the right amount of energy and required at any given time. Electricity consumption is considerably reduced, which is reflected in the on invoices.

Bathing season 365 days a year

It is a heat pump that can be used all year round. In winter it is able to heat the water with outside temperatures down to -15°C and as it is reversible, in summer it can cool the water if necessary.

For outdoors and indoors

Thanks to its elegant design with neutral shapes and concealed screws, it will fit perfectly into any space. In addition, its fans are prepared to be connected to the ventilation ducts in case it is installed in a room an interior space.



5 YEAR
COMPRESSOR
WARRANTY

7 YEAR
Titanium
interchanger
WARRANTY



- LCD control screen.
- Multifunction: Turbo, Smart and Silent.
- Intuitive panel: easy to use and consult.
- Modes: Heating, cooling and automatic.

Vertical axial fan for connection to an exhaust air duct

- Automatic defrost by cycle reversal
- Full Inverboost Inverter Technology
- Vibration dampers, pipettes, drainage pipes and connections of water for stability.
- High-performance compressor inside.



Intuitive and easy-to-program control panel

Easy-to-grip holes for easy transport and handling optimal installation



Outdoor high pressure gauges

Compact and elegant design with a large surface area ventilation

HEAT PUMPS

EXCELLIUM INVERTER

Energy saving and efficiency for all types of pools

ASTRALPOOL

NEW
2024

TECHNICAL FEATURES

Model		EXC INV 30	EXC INV 45	EXC INV 60	EXC INV 90	EXC INV 130
Reference		75397	75398	75399	75400	75401
Power supply	V/Ph/Hz	380-415/3/50				
Rated current	A	14,4	16,5	28,0	34,5	53
Recommended water flow rate	m ³ /h	20-28	26-35	37-45	56-70	80-95
Hydraulic connections	mm	63	63	90	90	90
Loss of water pressure	Kpa	30	32	35	38	46
Number of compressors		2	2	2	2	2
Compressor brand		Mitsubishi				
Coolant		R410A				
Refrigerant charge	Kg	5,3	6	11	14	19
Noise level 10m	dB(A)	40	42	43	44	48
Sound level 1m	dB(A)	41-50	43-62	44-62	46-65	50-68

HEATING PERFORMANCE

Air 28°C / water 28°C / humidity 80%

Heating power	kW	45	60	85	130	185
COP		5,6	5,6	5,8	5,9	5,9
SMART heating power	kW	36	52	68	105	150
SMART POPS		10,3	10,4	10,5	10,5	10,5
Power consumed	kW	1,63-8,03	2,62-10,71	2,85-14,66	5,24-22	6,27-33,1

Air 15°C / water 26°C / humidity 70%

Heating power	kW	30	45	60	95	130
COP		4,5	4,5	4,8	4,8	4,7
SMART heating power	kW	24	36	48	75	104
SMART POPS		7,4	7,5	7,9	7,9	7,8
Power consumed	kW	1,25-6,67	2,47-10,47	2,38-12,5	5,49-23,26	5,25-27,65

Air -10°C / water 26°C / humidity 78%

Heating power	kW	19	25	35	55	75
Power consumed	kW	6,6	8,7	12,1	19	26,7
COP		2,9	2,9	2,9	2,9	2,8

COOLING PERFORMANCE

Air 30°C / water 26°C

Cooling power	kW	23	30	43	64	92
Power consumed	kW	6,8	8,8	12,7	18,9	27,9
EER		3,4	3,4	3,4	3,4	3,4

Air 43°C / water 26°C

Cooling power	kW	15	20	28	41	60
Power consumed	kW	5,6	7,41	10,4	15,2	23,1
EER		2,7	2,7	2,7	2,7	2,6

DIMENSIONS

Net weight	Kg	290	294	560	590	810
Long	mm	866	866	1958	1958	2080
High	mm	1604	1604	1699	1699	1830
Width	mm	850	850	968	968	1172

AIR TO WATER CHILLER

ASTRALPOOL

ALASKA - SIBERIA



ALASKA



SIBERIA



- +5°C minimum outdoor air temperature.
- 2 compact models: For outdoor (Alaska) or indoor (Siberia) installation.
- Digital display.
- Heating priority (filtration pump control).
- Made of non-corrosive magnesium coated aluminium.
- Helicoidal ventilators with direct coupling motor for the Alaska model, centrifugal for the Siberia model.
- Defrosting thermostat in evaporator for enhanced performance.
- HP & LP safety pressure switch.
- Water flow switch.
- Condenser made of copper pipe with coated aluminium fins (special for corrosive environments).
- Scroll compressor with carter resistance and deoxidized copper.
- Thermostatic expansion valve.
- Titanium evaporator with PVC shell and in G2 titanium coil according to ASTM B 338.99 standard. Guaranteed against corrosion.
- Anti-acid dehydrating filter.

TECHNICAL FEATURES

Model	ALASKA-4	ALASKA-6	ALASKA-8	ALASKA-10	ALASKA-15	ALASKA-17	
Reference	32535-M0B	32536-M0B	32537-M0B	32538-M0B	32540-M0B	32541-M0B	
Model	SIBERIA-4	SIBERIA-6	SIBERIA-8	SIBERIA-10	SIBERIA-15	SIBERIA-17	
Reference	33301-M0B	33302-M0B	33303-M0B	33304-M0B	33306-M0B	33307-M0B	
Recommended pool volume	m ³	5-9	7-14	10-20	13-26	18-36	25-50
Recommended water flow	m ³ /h	6-10	6-10	7-12	7-12	10-15	10-15
Hydraulic connection	mm	50					
Air flow	m ³ /h	3800	4900	5500	9800	11000	
Electric power supply	V/Ph/Hz	230/1/50		400/3/50			
Maximum operating power	A	16	22.4	11.8	11.2	16.28	20.68
Recommended Power cable size*	mm ²	4	6	2.5	2.5	4	4
Refrigerant FLUID		R-407C					
Refrigerant fluid quantity	Kg	2	4.3	4.8	5.5	6.3	6.6
Number of fans		1			2		
Acoustic power	dBA	70	70	70	70	70	70
Acoustic pressure at 5m (dB(A))**	dBA	115	115	185	190	205	240

COOLING PERFORMANCE

Alaska	ALASKA-4	ALASKA-6	ALASKA-8	ALASKA-10	ALASKA-15	ALASKA-17	
AIR 27°C / WATER 12°C							
Cooling capacity	(kW)	4.4	5.7	8.9	10.7	16.6	22.7
Power consumption	(kW)	1.3	2.0	2.8	3.6	5.0	6.6
EER		3.3	2.9	3.1	3.0	3.4	3.5
Siberia	SIBERIA-4	SIBERIA-6	SIBERIA-8	SIBERIA-10	SIBERIA-15	SIBERIA-17	
AIR 27°C / WATER 12°C							
Cooling capacity	(kW)	4.4	5.7	8.9	10.7	16.6	22.7
Power consumption	(kW)	1.8	2.3	3.2	4.5	7.7	9.3
EER		2.4	2.5	2.8	2.4	2.2	2.5

Maximum air temperature 41°C, minimum water temperature 10°C. Maximum water pressure 3.5 bar.

WEIGHT AND DIMENSIONS

Alaska	ALASKA-4	ALASKA-6	ALASKA-8	ALASKA-10	ALASKA-15	ALASKA-17	
Weight	kg	80	92	102	133	167	197
Dimensions	mm	A	1311 (+80)		1411 (+80)	1372 (+80)	1728 (+80)
		B	512	540	556	650	708
		C	746		846	890	866
Siberia	SIBERIA-4	SIBERIA-6	SIBERIA-8	SIBERIA-10	SIBERIA-15	SIBERIA-17	
Weight	kg	97	112	120	188	219	224
Dimensions	mm	A	1311 (+80)		1411 (+80)	1372 (+80)	1728 (+80)
		B	550+50	700+50		655+50	655+50
		C	746		846	890	866

*Cable not provided. Recommended section for a maximum length of 20 meters.

WATER TO WATER CHILLER

BERING CHILLER

ASTRALPOOL 

- The ASTRALPOOL models BERING CHILLER are used for cooling the pool, cold water sinks.
- 8 °C minimum evaporator inlet temperature.
- 40 °C maximum evaporator inlet temperature.
- Robust and lightweight designed for installation in outdoor areas.
- Digital display.
- Cooling priority (filtration pump control).
- Made of non-corrosive magnesium coated aluminum.
- Scroll compressor with carter resistor.
- Water evaporator and condenser made in PVC and Titanium.
- HP & LP safety pressure switch.
- Thermostatic expansion valve with external balancing unit.
- Hydraulic circuit with flow switch on the water inlet made of high molecular weight PVC pipe, good elasticity and remarkable resistance to stress cracking.
- Anti-acid dehydrating filter.
- Can be supplied with power frequency at 60 Hz on request.

TECHNICAL FEATURES

Model		BERING-CHILLER 4	BERING-CHILLER 6	BERING-CHILLER 8	BERING-CHILLER 10	BERING-CHILLER 15	BERING-CHILLER 17
Reference		66306	66307	66308	66309	66311	66312
Recommended water flow	m ³ /h	6 - 10	6 - 10	7 - 12	7 - 12	10 - 15	10 - 15
Hydraulic connection	mm	50					
Electric power supply	V/Ph/Hz	230/2/50	230/2/50	400/3/50	400/3/50	400/3/50	400/3/50
Maximum operating power	A	11,4	14,8	7,7	7,7	12,3	16,7
Recommended Power cable size*	mm ²	2,5	4	2,5	2,5	2,5	4
Refrigerant FLUID		R407C					
Refrigerant fluid quantity	Kg	2	4,3	4,8	5,5	6,3	6,6
HEAD LOSS	bar	0,1	0,1	0,1	0,3	0,3	0,3
Acoustic power	dB(A)	70,0	70,0	70,0	70,0	70,0	70,0
Acoustic pressure at 5m (dB(A))**	dB(A)	115,0	115,0	105,0	190,0	205,0	240,0

COOLING PERFORMANCE

Model		BERING 4	BERING 6	BERING 8	BERING 10	BERING 15	BERING 17
AIR 27°C / WATER 12°C							
Cooling capacity	(kW)	4,43	5,72	8,88	10,73	16,60	22,71
Power consumption	(kW)	1,34	2,01	2,84	3,55	4,95	6,57
EEB		3,32	2,85	3,13	3,02	3,35	3,46

WEIGHT AND DIMENSIONS

Model		BERING 4	BERING 6	BERING 8	BERING 10	BERING 15	BERING 17
Weight	Kg	100	110	120	190	220	225
Dimensions (mm)	A	1311 (+80)	1311 (+80)	1311 (+80)	1411 (+80)	1750 (+80)	1750 (+80)
	B	550	700	700	700	800	800
	C	750	750	850	900	900	900

NOTES:

*Id = As per UNE-EN 12102/ISO 3/44:2010.

**Cable not provided. Recommended section for a maximum length of 20 meters.

ELECTRIC HEATERS



RE/I



- + Full digital regulation
- + 2-stage power management
- + Maximum robustness

- Control box with precision thermostat $\pm 0.5^{\circ}\text{C}$
- Digital display and timer
- Positive safety high temperature limiters
- Watertightness of electrical resistances with an EPDM collar
- HYPALON electric connection
- Flow switch
- Power contactors
- Luminous control switches
- U format allowing an easy assembly and water retention
- Factory installed power modulation (2 manual stages)
- Three-phase wiring 400V-50/60Hz only

2
YEAR
WARRANTY



Ti²²
TITANE
INSIDE



MADE IN
EUROPE

PRODUCT REFERENCES

Model	RE/I 30T	RE/I 36T	RE/I 42T	RE/I 48T	RE/I 60T	RE/I 84T	RE/I 96T	RE/I 120T
Standard Model	W40TIT30	W40TIT36	W40TIT42	W40TIT48	W40TIT60	W40TIT84	W40TIT96	W40TIT120

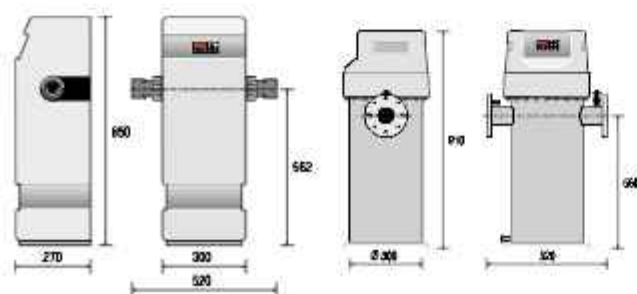
HEATING PERFORMANCE & TECHNICAL FEATURES

Model	RE/I 30T	RE/I 36T	RE/I 42T	RE/I 48T	RE/I 60T	RE/I 84T	RE/I 96T	RE/I 120T
Voltage	400 V / 3N / 50 Hz							
Operating power (kW)*	12+18	12+24	18+24	24+24	24+36	36+48	48+48	60+60
Absorbed intensity (A)**	44	52	61	70	87	122	139	174
Water flow (m ³ /h)	20 to 30				30 to 50			
Hydraulic connection	PVC half-unions, \varnothing 63, glued				2 flanges, DN 80, with glued PVC fitting, \varnothing 90			

* Tolerance operating voltage $\pm 6-10\%$. Grid power supply. ** Manufacturing tolerance of \pm or -6% .

WEIGHT AND DIMENSIONS

Model	RE/I 30T	RE/I 36T	RE/I 42T	RE/I 48T
Weight (kg)	30	30	33	33
Model	RE/I 60T	RE/I 84T	RE/I 96T	RE/I 120T
Weight (kg)	49	51	53	58



RE/I medium power (RE/I 30 to 48)

RE/I high power (RE/I 60 to 120)

INSTALLATION

- In-line hydraulic connection with two PVC unions, $\varnothing 63$ (RE/I 30 à 48), or two flanges, DN80 (RE/I 60 à 120).
- Supports any flow direction: just turn the flow switch and reverse the control and safety sensors.
- Plan on installing a by-pass if the filter pump flow is greater than 50m^3



HEAT EXCHANGERS

WATERHEAT EVO



Heat exchanger suitable for warming the water temperature of pools and SPAs, thanks to the heat exchange between the primary circuit (warm area) and a secondary one (cold area that we want to warm).

- Titanium housing (secondary, pool water).
- Titanium coil (primary, water for boiler).
- Primary working pressure of 10 bar.
- Secondary working pressure of 3 bar.

PRODUCT REFERENCES

Model	TIT 105 kW	TIT 140 kW	TIT 210 kW	TIT 300 kW	TIT 450 kW
Reference	WH000604	WH000605	WH000606	WH000607	WH000608

TECHNICAL FEATURES

Model		TIT 105 kW	TIT 140 kW	TIT 210 kW	TIT 300 kW	TIT 450 kW
Power	90°C	105	140	210	300	450
	60°C	40	60	80	120	210
	45°C	20	3	40	60	100

HEATING PERFORMANCE

Model		TIT 105 kW	TIT 140 kW	TIT 210 kW	TIT 300 kW	TIT 450 kW
Heater	m ³ /h	6.6	7.0	10.0	11.0	16.0
Heater load loss	bar	0.030	0.040	0.122	0.214	0.470
Heater connection	Inch	G 1 1/2"				
Pool volume	m ³ /h	23	20	25	20	21
Pool head loss	bar	0.293	0.316	0.633	0.596	0.860
Pool connection	Inch	G 1 1/2"				

DIMENSIONS AND WEIGHT

Model		TIT 105 kW	TIT 140 kW	TIT 210 kW	TIT 300 kW	TIT 450 kW
Dimensions	A (mm)	140				
	B (mm)	170	270	420	670	920
	C (mm)	357	457	607	857	1107
	ØD	102				
Weight	kg	2.2	2.7	3.8	5.3	6.8

Consult your service engineer about the right selection of unit depending on your installation.

Figures for power settings calculated for pool water at 20°C.

Diagram of assembly below the water level:

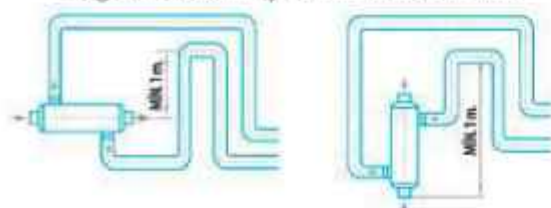
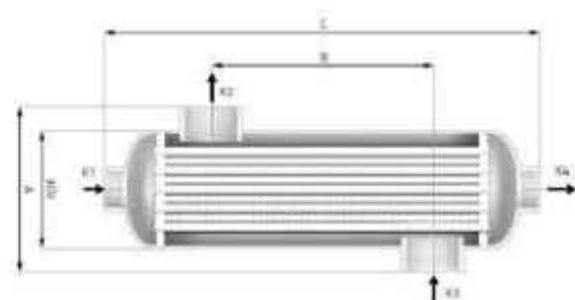



Diagram of assembly below the water level:



ETNA

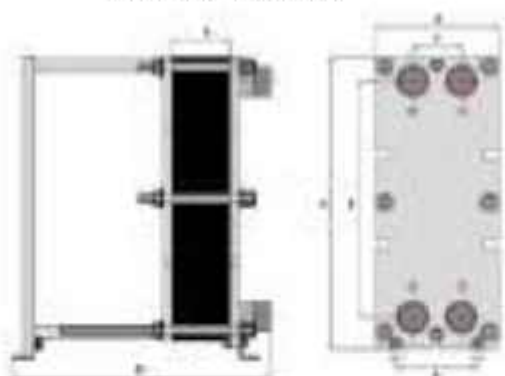


Basic model

- Corrugated plates in AISI-316.
- EPDM gaskets.
- Housing in epoxy painted carbon steel.
- In non-equipped heat exchangers, AISI-316 stainless steel connections in ISO G2 direct thread.



ETNA 250 - ETNA 580




PRODUCT REFERENCES

Model	AISI-316 codes	
	Basic model	
	Ref.	
ETNA-250	32550	
ETNA-300	32552	
ETNA-350	32553	
ETNA-400	33114	
ETNA-460	33115	
ETNA-500	32554	
ETNA-580	33116	

TECHNICAL FEATURES

Model	Code		Power		Num. Plates	Primary circuit			Secondary circuit			Dimensions (mm)					
	AISI-316		KW	(kcal/h)		Flow rate (m ³ /h)	Head loss (bar)	Connections	Flow rate (m ³ /h)	Head loss (bar)	Connections	H	A	E	F	Lt	L
ETNA-250	32550		291	250,000	15	12.86	0.3	2 1/2"	12.61	0.3	2 1/2"	745	310	603	124	630	49.5
ETNA-300	32552		349	300,000	17	15.42	0.3	2 1/2"	15.13	0.3	2 1/2"	745	310	603	124	630	56.1
ETNA-350	32553		407	350,000	21	17.98	0.3	2 1/2"	17.64	0.3	2 1/2"	745	310	603	124	630	69.3
ETNA-400	33114		465	400,000	23	20.55	0.3	2 1/2"	20.13	0.3	2 1/2"	745	310	603	124	630	75.9
ETNA-460	33115		535	460,000	27	23.64	0.3	2 1/2"	23.19	0.3	2 1/2"	745	310	603	124	630	89.1
ETNA-500	32554		581	500,000	29	25.67	0.3	2 1/2"	25.18	0.3	2 1/2"	745	310	603	124	630	95.7
ETNA-580	33116		675	580,000	33	29.83	0.3	2 1/2"	29.26	0.3	2 1/2"	745	310	603	124	630	108.9



HEAT EXCHANGERS

URANUS Unequipped and Plus



Uranus PLUS



Uranus Unequipped

- + Compatible with all types of home heating systems (Heat Pump, Boiler, Geothermal, Solar)
- + High heat exchange
- + Digital regulation

- Appliance completely assembled and wired
- High performance plate exchanger TITANIUM plates
- PRIMARY with adjustable accelerator 2 1/4 turn valves, 1 valve - male thread. Ø 26/34 with Ø 20/22 soldering cartridges
- SECONDARY - PVC Ø 50
- Digital display thermostat
- Flow switch
- Mono 230 V wiring from a mains outlet
- Purge or emptying cap

PRODUCT REFERENCES

Model	URANUS 35	URANUS 70	URANUS 120	URANUS 240
Unequipped	WJ000001	WJ000003	WJ000005	WJ000007
Plus	WJ000002	WJ000004	WJ000006	WJ000008

2 YEAR
WARRANTY

EASY
INSTALLATION

SERVICES
+

Ti²²
TITANIUM
INSIDE

MADE IN
EUROPE

TECHNICAL FEATURES

Model	URANUS 35	URANUS 70	URANUS 120	URANUS 240	
Max. pressure (pool circuit)	3 bar / 2 bar				
Max. permitted temperature	90 °C / 40°C				
Connections	PRIMARY Heating (Unequipped model)	Ø20/22		Ø26/28	
	SECONDARY Pool	PVC Ø50			
Flow (M ³ /h)	PRIMARY Heating	1,6	2,1	2,8	6,3
	SECONDARY Pool	2	2,9	4,3	8,7
Load Loss (MMCE)	PRIMARY Heating	1500	1200	1000	2000
	SECONDARY Pool	2400	2300	2500	3800

HEATING PERFORMANCE

Model	URANUS 35	URANUS 70	URANUS 120	URANUS 240
Power with primary at 90°C (kW)	55	80	120	240
Power with primary at 60°C (kW)	27	38	63	123
Power with primary at 45°C (kW)	15	21	34	68

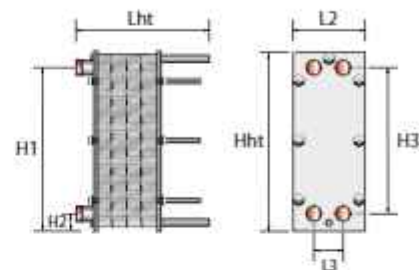
HEAT EXCHANGERS

DIMENSIONS (MM) AND WEIGHT

Model	URANUS 35	URANUS 70	URANUS 120	URANUS 240
Unequipped	14 kg	15 kg	17 kg	31 kg
Plus	29 kg	30 kg	31 kg	50 kg

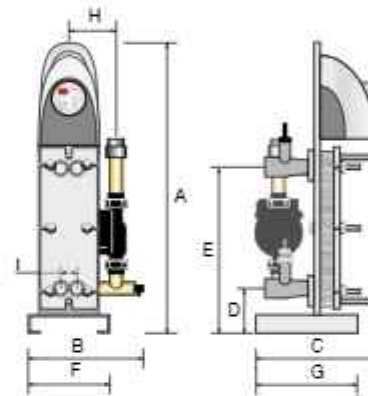
DIMENSIONS (MM) UNEQUIPPED MODEL

Model	URANUS 35-70-120	URANUS 240
Lht	255	407
L2	140	200
L3	50	60
Hht	380	500
H1	339	429
H2	41	75
H3	298	357



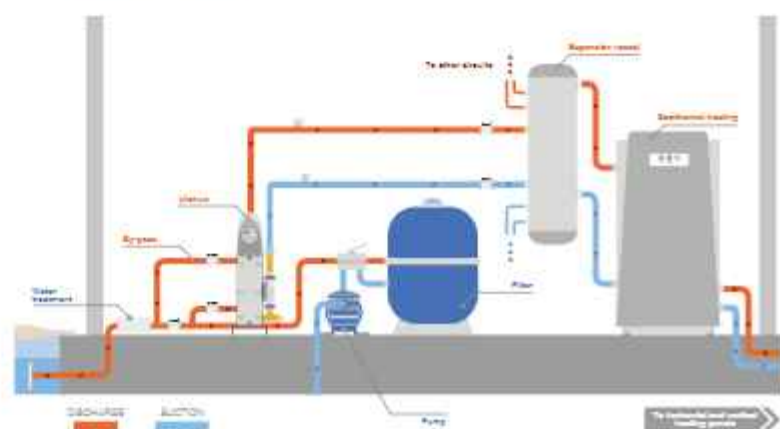
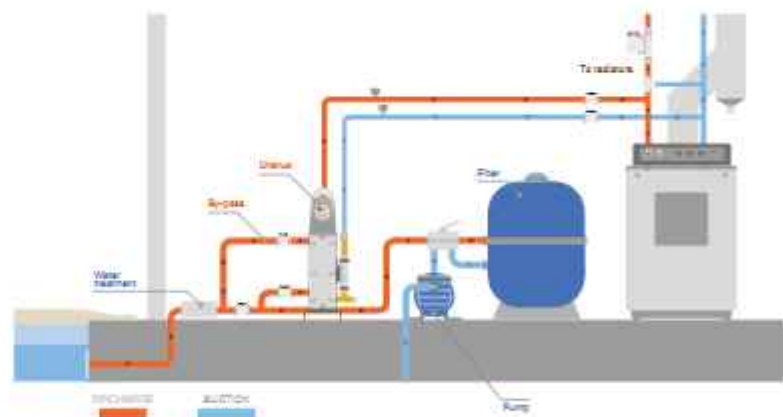
DIMENSIONS (MM) PLUS MODEL


Model	URANUS 35-70-120	URANUS 240
A	758	840
B	334	347
C	415	480
D	116	137
E	414	494
F	250	250
G	200	450
H	127	148
I	50	60



INSTALLATION

- In the technical facility nearby the boiler at the filtering system output (plan a by-pass).
- Single-phase electric power supply 230V
- In special cases: exchanger supplied from a geothermal or heat pump.
- The exchanger must be sized taking into account the heating needs of the pool, the specifications of the exchangers with primary at 45°C or 60°C (see specifications table) and the power of the geothermal. For correct operation of the geothermal we recommend installing a buffer tank as shown in the diagram below.





POOLS

COMPETITION MATERIALS

- 376 COMPETITION POOL SYSTEMS**
 - 376 Movable BULKHEAD
 - 376 Movable WALL
 - 376 Movable FLOOR
 - 377 Sparger - Safety on diving boards
 - 377 Location of the equipment used in competition pools

- 378 SWIMMING POOL COMPETITION PODIUMS**
 - 378 Starting blocks
 - 383 Starting blocks numbers
 - 384 Headwall for podiums
 - 384 Podium fixing

- 385 LANE ROPES**
 - 385 BCN03 Competition lane rope model
 - 385 Sydney model
 - 385 Roma model
 - 385 Moscow model

- 386 FLOATS**
 - 386 BCN03 model
 - 386 Sydney model
 - 386 Moscow model
 - 386 Lane Saver Caddy
 - 386 Lane line anchor for overflow pools

- 387 LANE ROPE STORAGE EQUIPMENT**
 - 387 BCN03 Lane rope storage basket
 - 387 Lane rope roller

- 388 LANE ROPE ACCESSORIES**

- 390 SIGNAGE**
 - 390 False start indicators
 - 391 Backstroke turn indicators

- 391 TURNING PANELS**
 - 391 Turning panels
 - 392 Bracket

- 392 ATTACHMENTS FOR COMPETITION EQUIPMENT**
 - 392 Horizontal flange anchoring sockets
 - 392 Angled flange anchoring socket
 - 393 Anchoring socket with locking bolts

- 393 WATER POLO GOAL**
 - 393 Water polo goal

COMPETITION POOL SYSTEMS

The movable bulkhead, Wall and floor technology developed by Fluidra multiplies a pool's possibilities, as it divides it into different spaces and makes different sizes, depths and possible uses. This increases the profitability of the available space and saves on the construction costs involved in building different aquatic facilities.



MOVABLE BULKHEAD



A **Movable Bulkhead** is a vertical underwater structure able to move lengthwise across a pool floor to form a physical barrier, to make the most of the space in a pool as it divides it into areas for different uses:

STANDARD MODEL



MEDITERRANEAN MODEL



SPLIT MODEL



Benefits:

- Easily integrable solution
- World Aquatics Compliant
- Quick installation
- Added value for businesses
- Easy to use
- Durable
- Low maintenance



World Aquatics

MOVABLE WALL



The **Movable Wall** is install at a fixed point on the pool floor where the pool is divided into two parts. In rest position, when the wall is not in use, the wall is completely flat in a recess on the pool floor. In a newly built swimming pool, the wall are integrated in a structural recess, so that the wall is not visible in its resting position.



Benefits:

- Easily integrable solution
- Quick installation
- Added value for businesses
- Easy to use
- Durable
- Low maintenance

MOVABLE FLOOR



A **Movable Pool Floor** makes possible the use of a single swimming pool to stage several activities at the same time that require various depths of water. The system is based on a mobile platform submerged in the water that changes the height of the pool shell, which enables a number of areas of varying depths to be created according to needs. In addition, the movable pool floor can be used to partially or totally cover a pool, which means greater energy savings and safety.



Benefits:

- Easily integrable solution
- Quick installation
- Added value for businesses
- Easy to use
- Durable
- Hygienic
- Reliable
- Low maintenance


COMPETITION POOL SYSTEMS

SPARGER - Safety on diving boards

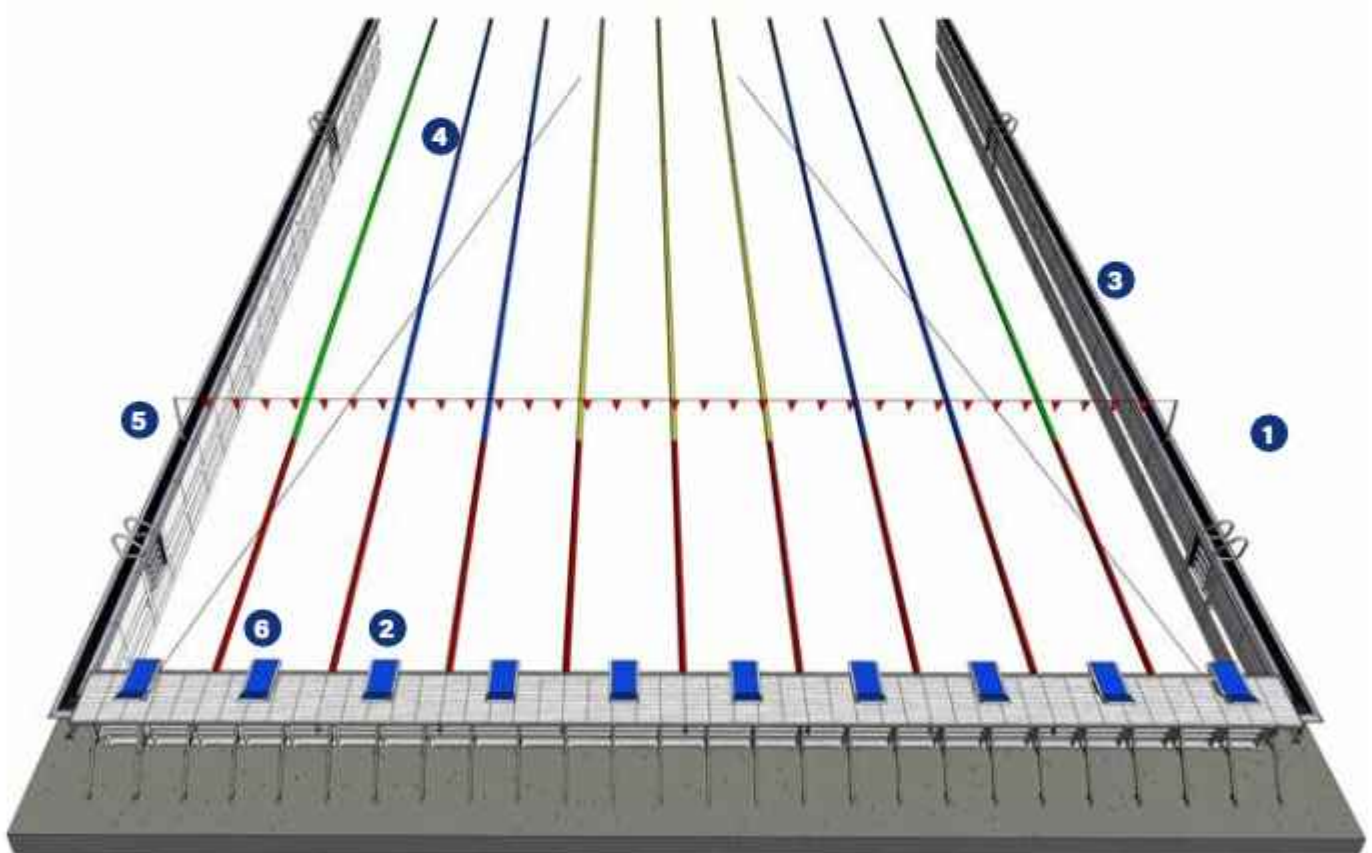


When diving off a diving board, the undisturbed water forms a fairly resistant surface, which if combined with a bad descent can result in serious injury on impact.

AstralPool has added **Sparger technology** to its pools in the shape of a new safety system for diving pools. Air is released at high pressure from the pool floor, which forms a large amount of bubbles when it mixes with the water to form a cushion for divers. This reduces the risk of injury and divers are more confident when they dive into the water, whether they are beginners or professionals.



LOCATION OF THE EQUIPMENT used in competition pools



- | | |
|-----------------------------|-------------------------------|
| ❶ Ladder | ❹ Float lines |
| ❷ Starting block | ❺ Backstroke flags |
| ❸ Grating for pool overflow | ❻ Turning panel with supports |

SWIMMING POOL COMPETITION PODIUMS

STARTING BLOCK



Specially designed for competition events. Available with adjustable footrest to facilitate entry into the water. Its minimalist design in high quality materials gives it an elegant and modern look.

Manufactured in AISI-316 stainless steel. Polished surface finish. Adjustable support (6 positions). Fastening 54460 not included in supply.



Complies with Standard EN 13451-4



World Aquatics

	Code	Standard Pack	Standard weight in kg	Standard volume in m ³
Starting block	53875	1	-	-



STARTING BLOCK H-700 mobile support



Specially designed for competition World Aquatics compliant and UNE EN 13451-4. It has adjustable support of 6 positions to facilitate the exit to the swimmer. Made of AISI-316 stainless steel and with a height of 700 mm to avoid having to install headwall for podiums in the pool. Installation with anchor 73971 not included in supply.



Complies with Standard EN 13451-4



World Aquatics

	Code	Standard Pack	Standard weight in kg	Standard volume in m ³
Starting block, height 700 mm	74011	1	110	-



STARTING BLOCK H-700 anchorage



Anchor designed for the H-700 podium with support, code 74011, to be embedded in concrete. Made in Stainless Steel AISI-316L.

	Code	Standard Pack	Standard weight in kg	Standard volume in m ³
Anchor	73971	1	8.42	-

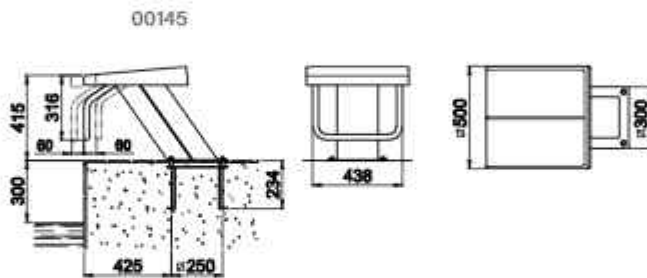
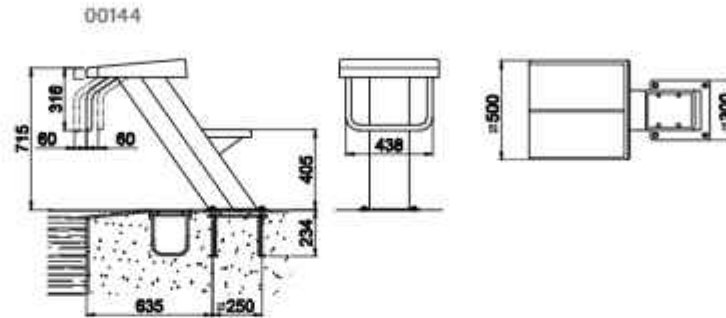
SWIMMING POOL COMPETITION PODIUMS

STARTING BLOCKS



Base in S.S. AISI-316. Adjustable platform in polyester & fibreglass with non-slip finish 500 mm x 500 mm. Number sequence not included. Plate anchoring for starting block in AISI-316 code 54461 not included.

	Code	Standard Pack	Standard weight in kg	Standard volume in m ³
POLISHED FINISH:				
Height 700 mm	00144	1	32.0	0.36
Height 400 mm	00145	1	25.3	0.18



STARTING BLOCKS

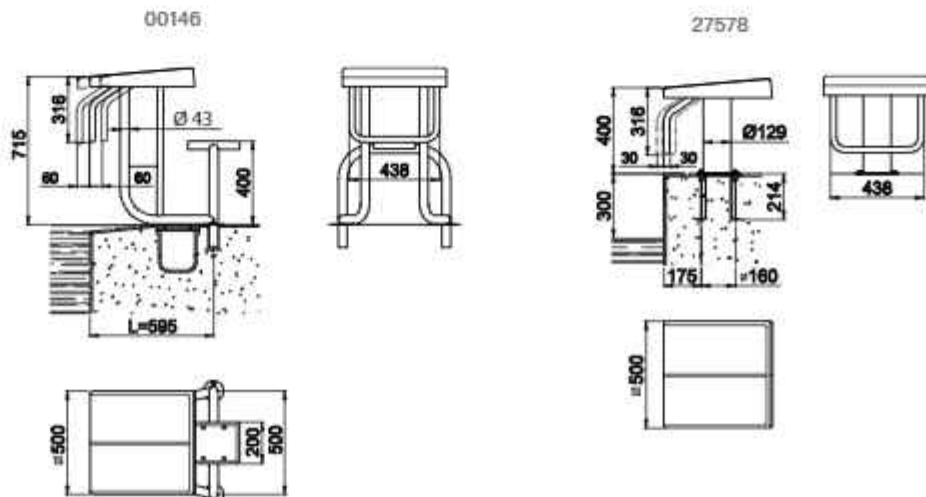


Made in S.S. AISI-304. Platform in Polyester and fibreglass with non-slip finish 500 mm x 500 mm. Number sequence not included.

	Code	Standard Pack	Standard weight in kg	Standard volume in m ³
POLISHED FINISH:				
Height 700 mm	00146	1	25.0	0.48
Height 400 mm	27578	1	18.0	0.11

Note: The starting block with code number 00146 may be made to order to adapt to the position of the overflow channels. In such cases, the measurement for L must be provided.

Notes:
Code 00146: Fastener (code 00143), not included.
Code 27578: Fastener (code 54462), not included.



SWIMMING POOL COMPETITION PODIUMS

VELOCITY ADVANTAGE Starting block



Velocity Advantage starting blocks feature strong fiberglass footboards with track start wedge on an HDPE composite base, particularly suitable for bulkheads.

- The marine grade HDPE composite base easily mounts to pool decks or bulkheads with minimal drilling.
- 41cm height makes it well suited for bulkheads and end walls with 20 cm to 42 cm deck to water heights.
- The 71cm x 81cm footboard surface is available with TrueTread® or sand tread.
- Track start wedge, adjustable to 5 positions, easily tucks under the footboard.
- Three built in backstroke handholds – two center positions and one on each side.
- Colorado & Daktronics timing system compatible.
- Custom colors and logos available on sand tread footboards.
- Meets World Aquatics, NCAA, NFSHSA*, USMS and USAS competition pool rules and regulations.



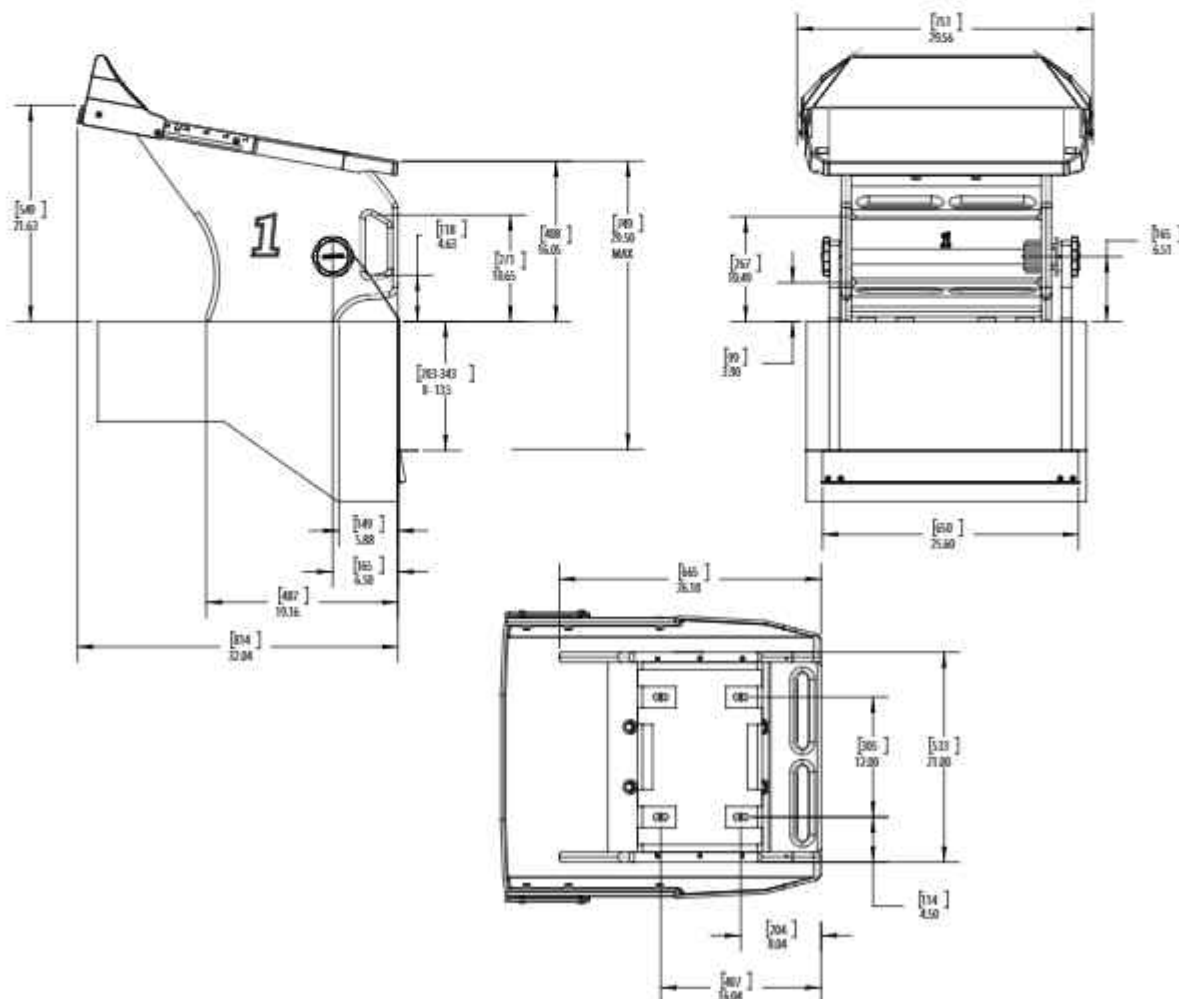
TrueTread available colors:



Sand Tread available colors:

- White, Red, Blue, Green and Yellow.
- Personalize the foot board with your logo. Logo can be only be applied to white Sand Tread.

	Code	Standard Pack	Standard weight in kg	Standard volume in m ³
Velocity Advantage with TrueTread™	VELO-ADV-BK-T	1	53	-
Velocity Advantage with Sand tread	VELO-ADV-BK-S	1	53	-
Anchor kit, velocity advantage.	27-111	1	53	-



SWIMMING POOL COMPETITION PODIUMS

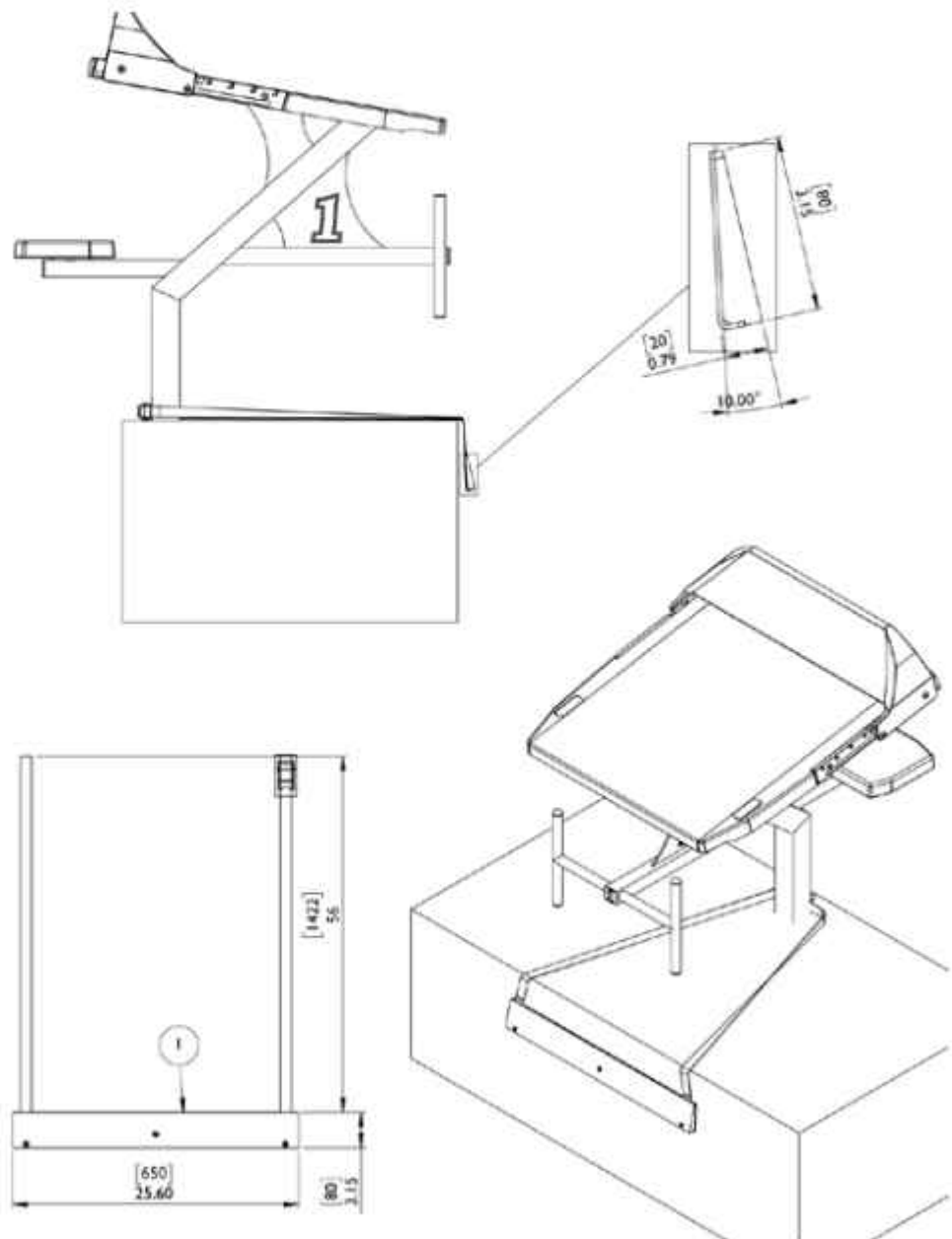


BACKSTROKE START TRAINING device

SR Smith

- Anti-slip backstroke ledge with raised diamond pattern.
- Two 5-foot polyester straps with stainless steel cam buckle to secure and adjust height.
- Works with a wide variety of starting platforms.

	Code	Standard Pack	Standard weight in kg	Standard volume in m ³
Backstroke start training device	03-650T	1	1.4	-



SWIMMING POOL COMPETITION PODIUMS

BACKSTROKE START SYSTEM



Designed to help make backstroke starts faster and reduce the chance for slipping, the Backstroke Start System provides the option to easily add this capability to virtually any pool deck or starting platform configuration.

- Anti-slip backstroke ledge with raised diamond pattern.
- Easily adjustable ledge height with one-handed operation from in or out of pool.
- Spool end marked with millimeter increments (-40, -20, 0, 20, 40).
- Durable HDPE frame to protect from harsh elements at either indoor or outdoor locations.
- Three unique mounting options to secure device to most deck and block configurations.
- Clear markings on spool to show height of ledge to water level for compliance.
- World Aquatics compliant for competition.



3 mounting options:



ANCHOR MOUNTING KIT

Plastic anchor with grounding bolt fastened with plastic-headed stainless steel thumb screws



BRACKET MOUNTING KIT

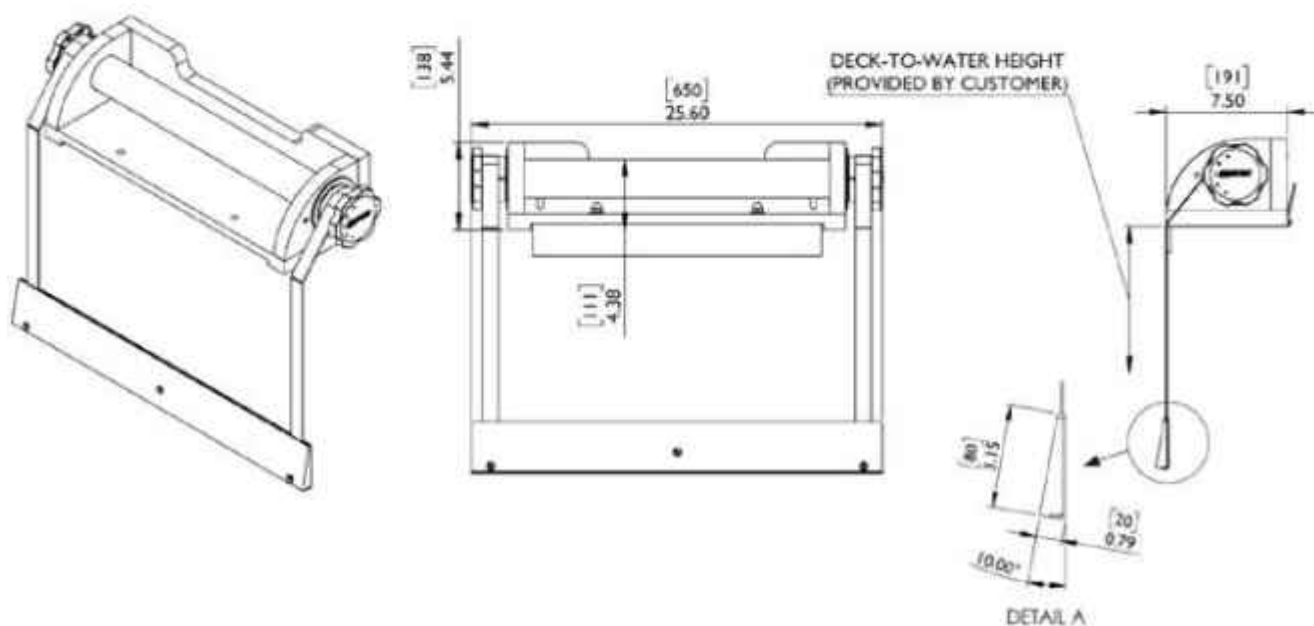
Vinyl-coated 1/4" thick stainless steel bracket with 10 foot long polyester strap and stainless steel cam buckle



SQUARE POST-MOUNTING KIT

Vinyl-coated 1/4" thick stainless steel plate and two brackets shaped to lock onto 2 inch square single post frames

	Code	Standard Pack	Standard weight in kg	Standard volume in m ³
Backstroke start system base unit	BSS1000	1	11	-
Anchor Mounting Kit	13-600	1	2.3	-
Bracket Mounting Kit	13-601	1	3.2	-
Square Post-Mounting Kit	13-603	1	4.6	-



SWIMMING POOL COMPETITION PODIUMS



STARTING BLOCKS NUMBERS



4 units of each supplied.

	Code	Standard Pack	Standard weight in kg	Standard volume in m ³
Height 80 mm				
(For starting blocks 00146 - 27578 - 27836)				
For starting blocks from 1 to 6	28616	1	-	-
For starting blocks from 1 to 10	28617	1	-	-
Height 100 mm				
(For starting blocks 00144 - 00145 - 19956 - 28760 - 28761 - 53875)				
For starting blocks BCN03 from 1 to 6	34200	1	0.1	0.001
For starting blocks BCN03 from 1 to 10	34201	1	0.1	0.001

SWIMMING POOL COMPETITION PODIUMS



Complies with Standards
EN 12451-1
EN 12451-4

HEADWALL FOR PODIUMS




AstralPool has created a headwall that allows starting blocks to be attached. This addition extends our range of products for competition. The item consists of an AISI-304 Stainless Steel structure and plastic grating. The platform can also be used as a turning panel and includes anchors for float lines.

	Code	Standard Pack	Standard weight in kg	Standard volume in m ³
Headwall, lane width 2 m	34213	1	-	-
Headwall, lane width 2.5 m	34214	1	-	-
Headwall, right corner	34215	1	-	-
Headwall, left corner	34216	1	-	-



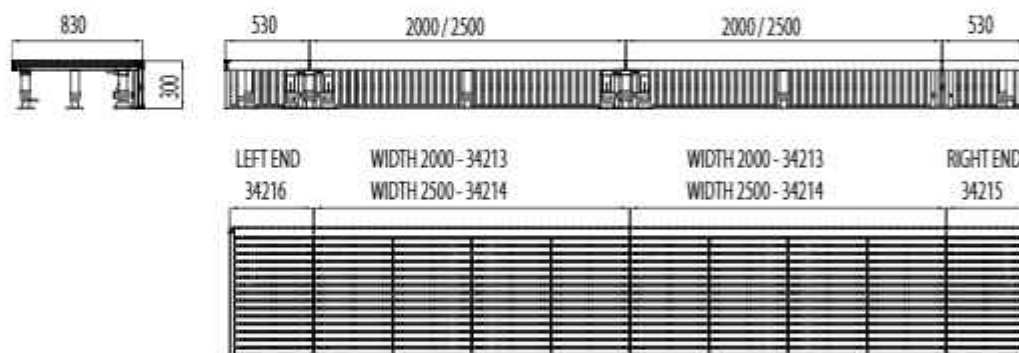
34216



34213 - 2 m
34214 - 2.5 m



34215



PODIUM FIXING



Anchoring for installation of the podiums in concrete, made in Stainless Steel AISI-304/316, composed by inground base, bolts and washers, with connection to the equipotential circuit.

	Code	Standard Pack	Standard weight in kg	Standard volume in m ³
Made in AISI-316				
Competition podium fixing	54460	1	2.4	0.02
Fixing for the podium	54461	1	3.5	0.02
Made in AISI-304				
Fixing for the podium	54462	1	2.4	0.02

Fastening 54460: For podiums codes 28780 - 28781 - 53875

Fastening 54461: For podiums codes 00144 - 00145 - 19956

Fastening 54462: For podium code 17578

LANE ROPES



It is possible to supply any length, colour combination and rope.



World Aquatics



It is possible to supply any length, colour combination and rope.



World Aquatics

BCN03 Competition lane rope model



Developed and patented by AstralPool it obtains maximum absorption of the waves created by swimmers. It reduces waves in inner competition lanes by 80% (up to 50% less waves than conventional ones). Lane ropes supplied assembled with floats, 6 mm stainless steel rope (code 28808), tightener (00208) and spring (01468). Floats with interior turbines with an external \varnothing of 148 mm in accordance with World Aquatics international swimming federation regulations.

	Code	Standard Pack	Standard weight in kg	Standard volume in m ³
25 m				
Red - White colour	67599	1	-	-
Red - Green colour	67601	1	-	-
Red - Blue colour	67602	1	-	-
Red - Yellow colour	67603	1	-	-
50 m				
Red - White colour	67600	1	-	-
Red - Green colour	67604	1	-	-
Red - Blue colour	67605	1	-	-
Red - Yellow colour	67606	1	-	-

SYDNEY model



Range comprising lane ropes with an external \varnothing of 148 mm in accordance with World Aquatics international swimming federation regulation FR 3 for pools for Olympic Games or world championships. Supplied assembled with floats, 6 mm stainless steel rope (code 28808), tightener (00208) and spring (01468).

	Code	Standard Pack	Standard weight in kg	Standard volume in m ³
12.5 m*				
White colour	67607	1	-	-
16.5 m White colour				
White colour	67608	1	-	-
25 m				
Red - White colour	67609	1	-	-
Red - Green colour	67612	1	-	-
Red - Blue colour	67613	1	-	-
Red - Yellow colour	67614	1	-	-
33 m²/h				
Red - White colour	67610	1	-	-
50 m				
Red - White colour	67611	1	-	-
Red - Green colour	67615	1	-	-
Red - Blue colour	67616	1	-	-
Red - Yellow colour	67617	1	-	-

* Available in other colours (blue, green, yellow)

ROMA MODEL



Supplied assembled with floats, 7 mm polyester rope (code 00210), tightener (00209) and hook (00207).

	Code	Standard Pack	Standard weight in kg	Standard volume in m ³
12.5 m White colour	67618	1	-	-
16.5 m White colour	67619	1	-	-
25 m Orange - White	67620	1	-	-
33 m Orange - White	67621	1	-	-
50 m Orange - White	67622	1	-	-

* Available in other colours (Blue, Green, Red)

MOSCOW MODEL



Supplied assembled with floats, 7 mm polyester rope (code 00210), tightener (00209) and hook (00207).

	Code	Standard Pack	Standard weight in kg	Standard volume in m ³
12.5 m White colour	67623	1	-	-
16.5 m White colour	67624	1	-	-
25 m Orange - White	67625	1	-	-
33 m Orange - White	67626	1	-	-
50 m Orange - White	67627	1	-	-

* Available in other colours (Blue, Green, Red)

FLOATS



BCN03 MODEL



Supplied with inner turbine mechanism.

	Code	Standard Pack	Standard weight in kg	Standard volume in m ³
Colour				
White	28204	-	-	-
Green	28425	-	-	-
Blue	28423	-	-	-
Red	28424	-	-	-



SYDNEY MODEL



	Code	Standard Pack	Standard weight in kg	Standard volume in m ³
Colour				
White	54032	-	-	-
Yellow	54031	-	-	-
Blue	54028	-	-	-
Red	54029	-	-	-
Green	54030	-	-	-

MOSCOW MODEL



Moscow propeller:

	Code	Standard Pack	Standard weight in kg	Standard volume in m ³
Colour				
White	00161	150	7.0	0.070
Orange	00162	150	7.0	0.070
Blue	00163	150	7.0	0.070
Red	00164	150	7.0	0.070



Rome floaters:

	Code	Standard Pack	Standard weight in kg	Standard volume in m ³
Colour				
White	00149	500	7.0	0.110
Orange	00150	500	7.0	0.110
Blue	00151	500	7.0	0.110
Red	00152	500	7.0	0.110



LANE SAVER CADDY



The lane saver caddy fits over the edge of the pool deck, protecting the lane lines from damage as they are removed from the pool.

	Code	Standard Pack	Standard weight in kg	Standard volume in m ³
Lane Saver Caddy	30-61-1014	-	-	-



LANE LINE ANCHOR FOR OVERFLOW POOLS



- Low profile lane line anchor for use on pools with overflow gutters
- Helps keep lane lines on the surface for better wave quelling
- Marine-grade, 316 stainless steel that's vinyl coated for extra protection
- 140mm and 200mm lengths
- ChemSet anchor kit included
- Specifications: Coated stainless steel

	Code	Standard Pack	Standard weight in kg	Standard volume in m ³
Lane Line Anchor for Overflow Pools 140mm	17-61-140S	-	-	-
Lane Line Anchor for Overflow Pools 200mm	17-61-200S	-	-	-

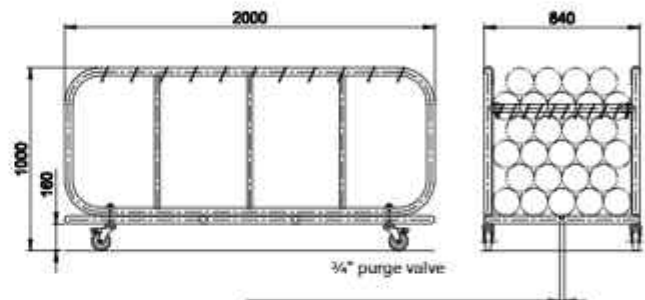
LANE ROPE STORAGE EQUIPMENT

BCN03 Lane rope storage basket



A new trolley designed to transport and store the BCN03 Lane ropes after use in the swimming pool. The BCN03 lane rope storage basket is manufactured of AISI-316 Stainless Steel and includes a PVC bag for collecting excess water from the float lines. Due to the bag's bottom outlets, it is emptied in a controlled manner with no water spillage. The trolley has four castor wheels for maximum mobility. Two of these fitted with brakes. It can store a lane rope up to 50 m long (or 2 of 25) and can be used for all lane rope models.

Code	Standard Pack	Standard weight in kg	Standard volume in m ³
28623	1	55.0	0.389



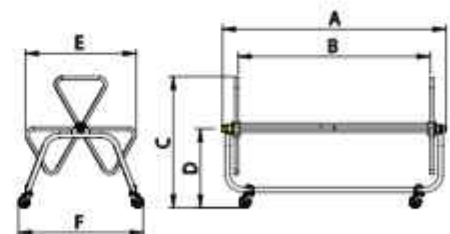
LANE ROPE ROLLER



Made in Stainless Steel AISI-304, fitted with a large wheel for operation. It is mounted on 4 castor wheels for easy handling. Two of these are fitted with brakes.

	Code	Standard Pack	Standard weight in kg	Standard volume in m ³
Width 1.2 m	58860	1	27	0.31
Width 1.8 m	58859	1	32	0.45

Model	1.2 m			1.8 m		
	25 m	33 m	50 m	25 m	33 m	50 m
ROMA	8	6	4	12	9	6
SIDNEY	2	1	1	3	2	1
MOSCOW	4	2	2	6	3	3



TECHNICAL FEATURES						
Code	A	B	C	D	E	F
58860	1415	1125	1165	690	970	1085
58859	2015	1725				

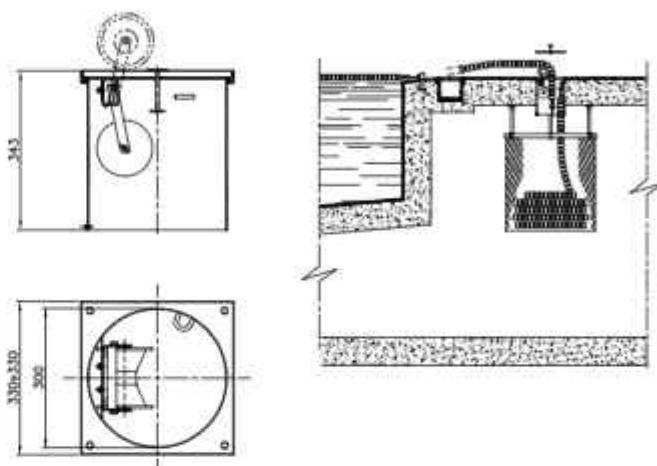
LANE ROPE ACCESSORIES

UNDER DECK lane rope storage system

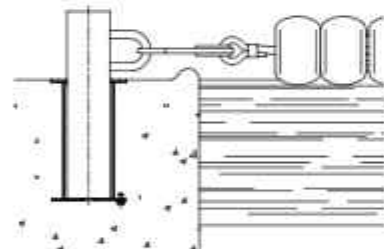


Made of AISI-316, allows the storage of the float lines beneath the deck. The float line box is embedded in the pool surround and holds the retractable reel over which the float line slides into the hole. This unit can be complemented with a lane rope collecting bag if required.

	Code	Standard Pack	Standard weight in kg	Standard volume in m ³
	15842	1	12.8	0.08

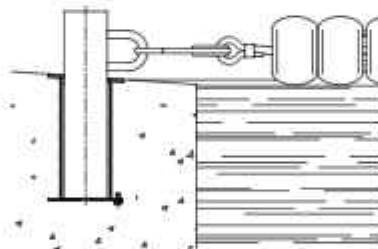


Zurich/Wiesbaden type installation diagram



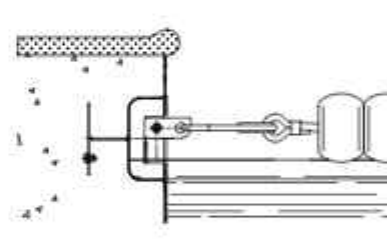
Anchor code 00141
Lane rope support code 00140

Finnish type installation diagram



Anchor code 00142
Lane rope support code 00140

Standard type Installation diagram



Anchoring cup code 09206
code 09207
code 00205
code 00206

LANE ROPE ANCHOR



Made in AISI-316 stainless steel. To use with anchoring fixture 00141 and 00142.

	Code	Standard Pack	Standard weight in kg	Standard volume in m ³
	00140	2	0.63	0.003

CONCRETE anchoring cup with central rod



Made in AISI-316 stainless steel.

	Code	Standard Pack	Standard weight in kg	Standard volume in m ³
For concrete pool	09206	1	0.4	0.001

LANE ROPE ACCESSORIES

CONCRETE anchoring cup with central rod



Made in AISI-316 stainless steel.

	Code	Standard Pack	Standard weight in kg	Standard volume in m ³
For prefabricated pools with flange, gasket and screws	09207	1	0.5	0.001

RETRACTABLE ANCHORING CUP



Made in AISI-316 stainless steel.

	Code	Standard Pack	Standard weight in kg	Standard volume in m ³
For concrete pool with a retractable hook	00205	1	0.46	0.001

RETRACTABLE ANCHORING CUP



Made in AISI-316 stainless steel.

	Code	Standard Pack	Standard weight in kg	Standard volume in m ³
For prefabricated pools with retractable hook, flange, gaskets and screws	00206	1	0.6	0.001

LANE ROPE RATCHET



Chrome plated brass.

	Code	Standard Pack	Standard weight in kg	Standard volume in m ³
	00208	1	0.97	0.002

LANE ROPE RATCHET



AISI-316 stainless steel.

	Code	Standard Pack	Standard weight in kg	Standard volume in m ³
	00209	1	0.2	0.001

LANE ROPE ACCESSORIES

LANE ROPE SPRING



AISI-204 stainless steel with cable fastener.

Code	Standard Pack	Standard weight in kg	Standard volume in m ³
01468	1	0.62	0.002

LANE ROPE HOOK



Stainless Steel AISI-304.

Code	Standard Pack	Standard weight in kg	Standard volume in m ³
00207	100	5	0.01

CORDS AND CABLES



Code	Standard Pack	Standard weight in kg	Standard volume in m ³
00210	110 m	2.0	0.090
00211	-	0.1	0.001
28808	-	-	-

Ø 7 mm polyester rope
AISI-316 stainless steel cable

Ø 4 x 6 mm with plastic coating DIN 3055
BCN03 AISI-316 Stainless Steel cable

Ø 6 mm without plastic coating

SIGNAGE

FALSE START INDICATORS



Please indicate pool width when placing your order.

Comprises 2 posts in AISI-316 S.S. (one with pulley and quick release cord). Height 1.8 m. Anchoring socket not included.

Code	Standard Pack	Standard weight in kg	Standard volume in m ³
19950	1	5.6	0.01
19951	1	9.4	0.01
19954	1	-	-

False start posts:

- Pool width up to 21 m
Ø 43 mm pipe for use with
anchoring sockets 00141 and 00142

- Pool width over 21 m
Ø 48 mm pipe for use with
anchoring sockets 19960 and 19961

False start floats:

Polyester cord and floats

NOTE:
You must state the pool dimensions and depths on placing your order.



World Aquatics

SIGNAGE

BACKSTROKE TURN INDICATORS

ASTRALPOOL



NOTE:

You must state the pool dimensions and depths on placing your order.

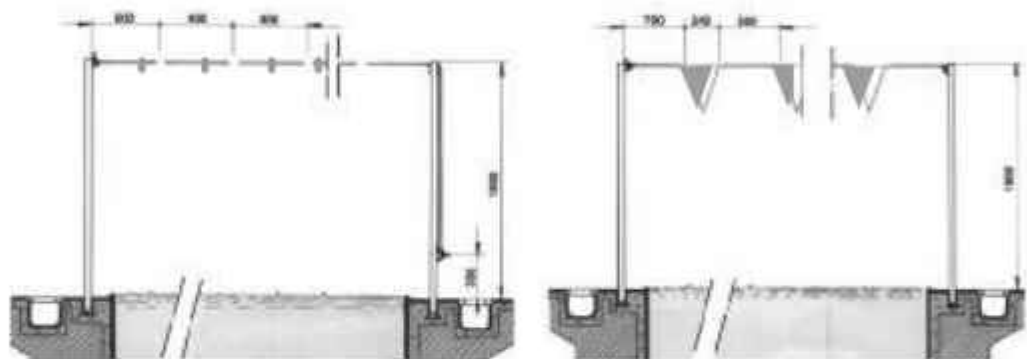


World Aquatics

Please indicate pool width when placing your order.

Comprises 4 posts in AISI-316 stainless steel. Height 1.8 m. Anchoring sockets not included.

	Code	Standard Pack	Standard weight in kg	Standard volume in m ³
Backstroke turn indicator posts				
- Pool width up to 21 m Ø 43 mm pipe for use with anchoring sockets 00141 and 00142	19952	1	11.2	0.03
- Pool width over 21 m Ø 48 mm pipe for use with anchoring sockets 19960 and 19961	19953	1	20.0	0.03
Backstroke turn indicator bunting				
2 units	19955	1	-	-



TURNING PANELS

TURNING PANELS

ASTRALPOOL



NOTE:

You must state the pool dimensions and depths on placing your order.



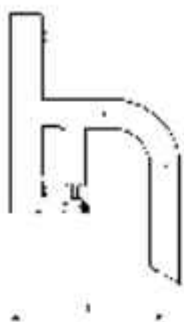
Complies with Standards
EN 12451-1
EN 12451-4

In AISI-316 stainless steel with plastic lattice screen. Height 300 mm. Fixing support (00139) is not included.

	Code	Standard Pack	Standard weight in kg	Standard volume in m ³
Lane width 2 m	00137	1	13.6	0.040
Lane width 2.5 m	00138	1	16.5	0.051

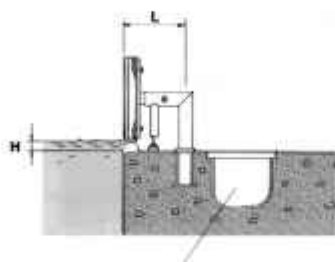
TURNING PANELS

BRACKET

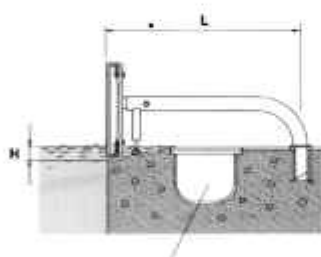
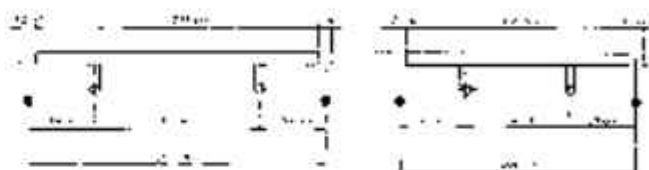


AISI-316 stainless steel (for coupling to 00141 and 00142 fasteners). State H and L dimensions and type of overflow channel when placing an order. A minimum of two units are required for each rotating panel.


Code	Standard Pack	Standard weight in kg	Standard volume in m ³
00139	1	4.0	0.054



ANCHORING DETAILS WHEN MEASUREMENT «L» IS LESS THAN 500 mm.



ANCHORING DETAILS WHEN MEASUREMENT «L» IS OVER 500 mm.



ATTACHMENTS FOR COMPETITION EQUIPMENT

HORIZONTAL flange anchoring sockets



Zurich-Wiesbaden. In S.S. AISI-316.

	Code	Standard Pack	Standard weight in kg	Standard volume in m ³
For Ø 43 mm pipe	00141	2	1.17	0.002
For Ø 48 mm pipe	19960	2	1.3	0.002

ANGLED flange anchoring socket



Finnish. In S.S. AISI-316.

	Code	Standard Pack	Standard weight in kg	Standard volume in m ³
For Ø 43 mm pipe	00142	2	1.13	0.002
For Ø 48 mm pipe	19961	2	1.26	0.002

ATTACHMENTS FOR COMPETITION EQUIPMENT

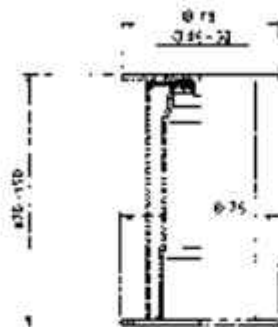


ANCHORING socket with locking bolts

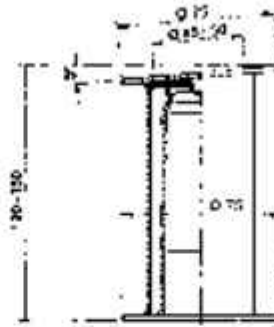


With bolts. In S.S. AISI-316.

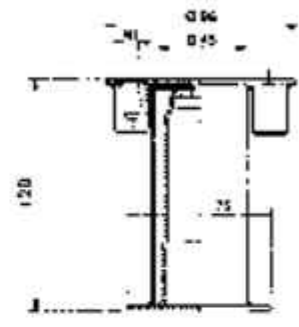
	Code	Standard Pack	Standard weight in kg	Standard volume in m ³
	00143	2	1.47	0.003



Code 00141
Code 19960



Code 00142
Code 19961



Code 00143

WATER POLO GOAL



WATER POLO GOAL


The water polo goal is lightweight, floating and very resistant. It is built entirely from aluminium and is oven-painted white.

Manufacturing and measurements in accordance with World Aquatics international swimming federation standards.

- Floating: Polyurethane foam-filled aluminium floats.
- Goal frame: 80 x 50mm aluminium tube
- Net fastening: 6 mm stainless steel round rod.
- Net side pipe: 23 mm stainless steel round pipe with fastening in frame and float.
- Fastening for goal lines.
- Nets included.



	Code	Standard Pack	Standard weight in kg	Standard volume in m ³
Official water polo goal kit	69654	1	-	-




WELLNESS

FLUIDRA





Hotel Monastero di Cortona - Italy





UNFORGETTABLE WELLNESS EXPERIENCE

Quality time is one of the most precious resources in today's world, which is why Fluidra takes care of every detail to ensure that the wellness experience is an unforgettable one.

Once-in-a-life-time moments in unique spaces that provide a source of health and well-being.

We innovate new worlds, design new dreams, and explore unknown paths.


We provide our clients with creative and sustainable solutions that respect the details and quality that goes hand in hand with craftsmanship.

To be born, to grow, and to keep growing.

Explore the well-being catalogue, that provides a full wellness experience, with different spaces; **temperature, water, relax and treatment.**



TEMPERATURE	401
WATER	439
RELAX	497
TREATMENTS	513





TEMPERATURE

402 SAUNAS

- 403 Essentia
- 404 Bella
- 405 Lobos
- 406 Honey
- 407 Innsbruck
- 408 St. Moritz
- 409 Borro
- 410 Miramonte
- 411 Classic
- 412 Outdoor
- 412 Bespoke
- 413 Sauna accessories

414 STEAM BATHS

- 415 Asana
- 416 Bandha
- 417 Cala
- 418 Hara
- 419 Sutra
- 420 Bespoke
- 421 Steam room control panel

422 ICE CABINS

- 423 Asana
- 424 Bandha
- 425 Cala
- 426 Hara
- 427 Sutra
- 428 Customizable ice cabin

430 ICE FOUNTAIN

- 430 Ice maker kit
- 431 Ice container

432 PORCELAIN & CERAMICS

- 432 Large format porcelain
- 433 Ceramics

436 SNOW MACHINE

- 436 SnowPro

SAUNAS

- + Source of health and well-being.
- + In addition to their spiritual side, saunas have been used for medicinal purposes for thousands of years.
- + Our ancestors sensed their therapeutic benefits and modern science confirms them.
- + A sauna is an excellent way to improve the blood and motor system, reduce muscle pain, and increase joint movement. It is also a good partner for our skin, leaving it bright and beautiful.
- + A sauna is the answer. Having a sauna boosts vitality and energy, helping us stay healthy.
- + More saunas, more health and well being.



SAUNAS



ESSENTIA

ASTRALPOOL

- + Precise lines.
- + Accurately balanced proportions.
- + Monomaterial surfaces traced by thin shadow lines that reveal the mass.
- + Exclusive natural wood.
- + Creativity and care of detail fuse together to form a refined and essential concept.
- + Perfectly blending nordic tradition with Italian design timeless elegance, Essentia is the new sauna fitting every kind of location.

- Construction of Thermo Magnolia or Thermo Aspen wood horizontal panels 85mm thick.
- Tongue and groove system for optimum sealing.
- Temperature resistance up to 150° Celsius.
- Thermal insulated inside with mineral wool and moisture insulated with aluminium foil
- Floor frame made of impregnated solid wood moisture resistant.
- Floor grill made of Thermo Magnolia or Thermo Aspen.
- Front panel: 8mm tempered glass transparent with wooden frame; handle cylindrical profile, auto closing hydraulic mechanism.
- Open Benches made of Thermo Aspen with low heat conductivity.
- Benches withstand the weight of 200 kg/m.
- Sauna Led light behind benches, 12V, warm white light.
- Lux sauna Heater . Power according to different sizes.
- Control panel: Touch screen.
- Silicone wiring 400 V III + N- wire + Ground wire.
- Air ventilation - ensuring a minimum of five air changes per hour.
- The front wall is visible. If you would like the other walls to be visible, please add a comment to your order. There will be an extra charge.

Accessories
Please see the available accessories on page 413.

Dimensions (mm)	Code
200 x 200 x 225	70433
250 x 200 x 225	70455
250 x 250 x 225	70434
300 x 250 x 225	70436

TECHNICAL FEATURES

Code	Dimensions (cm)	Power (kW)	Sauna panels					Bench wood	
			Hemlock Plywood	Nordic Spruce	White Pine	Thermo Aspen	Red Cedar		Magnolia
70433	200 x 200 x 225	7 kW 230 / 400 3~	-	-	-	-	-	-	-
70455	250 x 200 x 225	7 kW 230 / 400 3~	-	-	-	Standard	-	Optional	Thermo Aspen
70434	250 x 250 x 225	10.8 kW 230 / 400 3~	-	-	-	-	-	Wood code: PRMA	-
70436	300 x 250 x 225	10.8 kW 230 / 400 3~	-	-	-	-	-	-	-

* How to order it?

- **Standard wood:** please use the 5 digit code and add the Thermo Aspen code at the end. Example: If you want to order Essentia Sauna in 200x200x225, please use code 70433SA.

- **Optional wood:** please use the 5 digit code and add the desired type of wood at the end. For example: If you want to order Essentia Sauna in 200x200x225 in Magnolia wood, please use code 70433PRMA.





BELLA

- + Creative design.
- + Wood of great quality.
- + Elegant details.

- Construction of Hemlock plywood vertical panels 57mm thick.
- Tongue and groove system for optimum sealing. Temperature resistance up to 150° Celsius.
- Thermal insulated inside with mineral wool and moisture insulated with aluminium foil.
- Floor frame made of impregnated solid wood.
- Floor grill made of Thermo Aspen / Thermo Alder.
- Full glass front panel of 8mm tempered transparent glass with solid wooden frame
- Door: 8mm tempered transparent glass no frame ; wooden handle square profile handle square profile.
- Benches made of Thermo Aspen type with low heat conductivity. Benches withstand the weight of 200 kg/m.
- Sauna Led light along benches, 12V, warm white light.
- Heater Power; according to different sizes.
- Control panel: touch screen series.
- Silicone wiring 400 V III + N- wire + Ground wire.
- Air ventilation.
- The front wall is visible. If you would like the other walls to be visible, please add a comment to your order. There will be an extra charge.



Dimensions (mm)

Code

180 x 180 x 210	63400
230 x 180 x 210	63401
230 x 230 x 210	63402
280 x 230 x 210	63403

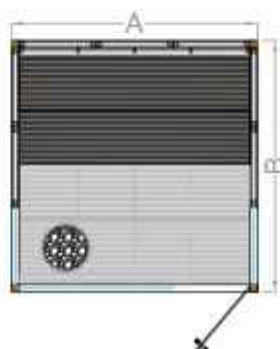
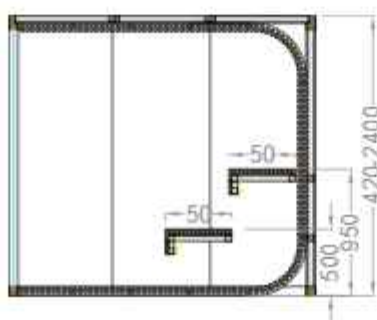
Accessories

Please see the available accessories on page 413.

TECHNICAL FEATURES

Code	Dimensions (cm)	Power (kW)	Sauna panels						Bench wood
			Hemlock Plywood	Nordic Spruce	White Pine	Thermo Aspen	Red Cedar	Magnolia	
63400	180 x 180 x 210	7 kW 230 / 400 3~	Standard	-	-	-	-	-	Thermo Aspen
63401	230 x 180 x 210	7 kW 230 / 400 3~							
63402	230 x 230 x 210	11 kW 230 / 400 3~							
63403	280 x 230 x 210	11 kW 230 / 400 3~							

* As this Sauna is only available in Hemlock Plywood, you don't need to add the type of wood at the end of the code.



SAUNAS



LOBOS

ASTRALPOOL

- + Clear design.
- + Wood of great quality.
- + Elegant detail.

- Construction of Hemlock plywood vertical panels 66mm thick.
- Tongue and groove system for optimum sealing. Temperature resistance up to 150° Celsius.
- Thermal insulated inside with mineral wool and moisture insulated with aluminium foil.
- Floor frame made of impregnated solid wood.
- Floor grill made of Abachi wood.
- Full glass front panel of 8mm tempered transparent glass with solid wooden frame.
- Door: 8mm tempered transparent glass no frame; wooden handle square profile.
- Benches made of Abachi with low heat conductivity. Benches withstand the weight of 200 kg/m.
- Sauna Led light along benches and wall light shades, 12V, warm white light.
- Heater Power 6kW.
- Control panel: touch screen series.
- Silicone wiring 400 V III + N- wire + Ground wire.
- Air ventilation.
- The Front wall and one of the sides are visible. If you want the other walls to be visible please add a comment to your order. There will be an extra charge.

Dimensions (mm)

Code

134 x 254 x 210
194 x 194 x 210
254 x 254 x 210

62400
62401
62402-1

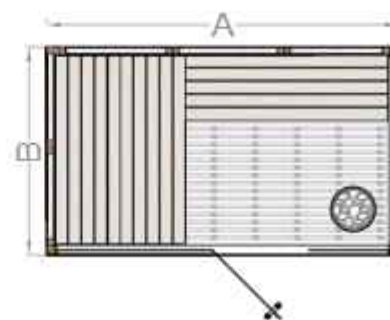
Accessories

Please see the available accessories on page 413.

TECHNICAL FEATURES

Code	Dimensions (cm)	Power (kW)	Sauna panels						Bench wood
			Hemlock Plywood	Nordic Spruce	White Pine	Thermo Aspen	Red Cedar	Magnolia	
62400	134 x 254 x 210	7kW 230/400 3~							
62401	194 x 194 x 210	7kW 230/400 3~	Standard	-	-	-	-	-	Abachi
62402-1	254 x 254 x 210	9kW 230/400 3~							

*As this Sauna is only available in Hemlock Plywood, you don't need to add the type of wood at the end of the code





HONEY

- + Innovative, beautiful design.
- + Wood of great quality.
- + Excellent detail.

- Construction of Hemlock plywood vertical panels 57mm thick.
- Tongue and groove system for optimum sealing. Temperature resistance up to 150° Celsius.
- Thermal insulated inside with mineral wool and moisture insulated with aluminium foil.
- Floor frame made of impregnated solid wood.
- Floor grill made of Thermo Aspen / Thermo Alder.
- Full glass front panel of 8mm tempered transparent glass with solid wooden frame.
- Door: 8mm tempered transparent glass no frame ; wooden handle square profile.
- Benches made of Thermo Aspen with low heat conductivity. Benches withstand the weight of 200 kg/m.
- Sauna Led light along benches and wall light shades, 12V, warm white light.
- Heater Power: according to different sizes.
- Control panel: touch screen series.
- Silicone wiring 400 V III + N- wire + Ground wire.
- Air ventilation.
- The Front wall and one of the sides are visible. If you want the other walls to be visible please add a comment to your order. There will be an extra charge.

Accessories

Please see the available accessories on page 413.

Dimensions (mm)

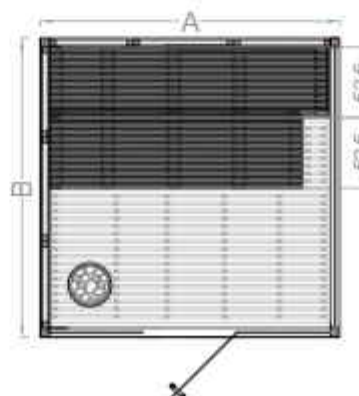
Code

180 x 180 x 212	64618PL
233 x 180 x 212	64623PL
233 x 233 x 212	64625PL
285 x 233 x 212	64628PL
285 x 285 x 212	64629PL

TECHNICAL FEATURES

Code	Dimensions (cm)	Power (kW)	Sauna panels					Bench wood
			Hemlock Plywood	Nordic Spruce	White Pine	Thermo Aspen	Red Cedar	
64618PL	180 x 180 x 212	7 kW 230/400V 3~						
64623PL	233 x 180 x 212	9 kW 230/400V 3~						
64625PL	233 x 233 x 212	10.8 kW 230/400V 3~	Standard	-	-	-	-	Thermo Aspen
64628PL	285 x 233 x 212	13.2 kW 230/400V 3~						
64629PL	285 x 285 x 212	16.5 kW 230/400V 3~						

*As this Sauna is only available in Hemlock Plywood, please use the code in the table above.



SAUNAS



INNSBRUCK

ASTRALPOOL

- + Elegant design.
- + Wood of great quality.
- + Excellent detail.

- Construction of Hemlock plywood vertical panels 56mm thick.
- Tongue and groove system for optimum sealing. Temperature resistance up to 150° Celsius.
- Thermal insulated inside with mineral wool and moisture insulated with aluminium foil.
- Floor frame made of impregnated solid wood.
- Floor grill made of Abachi wood.
- Full glass front panel of 8mm tempered transparent glass with solid wooden frame.
- Door: 8mm tempered transparent glass no frame; wooden handle square profile.
- Covered ergonomic Benches with wall backrest, made of Abachi or similar type with low heat conductivity. Benches withstand the weight of 200 kg/m.
- Headrest made of Abachi.
- Sauna Led light along bench backrest, 12V, white warm light 3000K.
- Heater power: according to different sizes.
- Control panel: Standard series.
- Silicone wiring 400 V III + N- wire + Ground wire.
- Air ventilation.
- The front wall is visible. If you would like the other walls to be visible, please add a comment to your order. There will be an extra charge.

Accessories

Please see the available accessories on page 413.

Dimensions (mm)

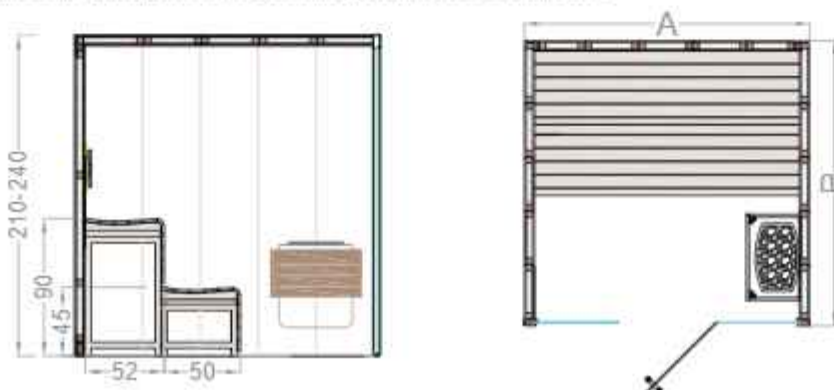
Code

135 x 135 x 210	60781
180 x 180 x 210	60782
220 x 220 x 210	60783
260 x 220 x 210	60784
300 x 250 x 210	61200
300 x 300 x 210	61201

TECHNICAL FEATURES

Code	Dimensions (cm)	Power (kW)	Sauna panels					Bench wood
			Hemlock Plywood	Nordic Spruce	White Pine	Thermo Aspen	Red Cedar	
60781	135 x 135 x 210	6kW 230V 1-	Standard	-	-	-	-	Abachi
60782	180 x 180 x 210	8kW 230/400 3-						
60783	220 x 220 x 210	9kW 230/400 3-						
60784	260 x 220 x 210	10.5kW 230/400 3-						
61200	300 x 250 x 210	13.5kW 230/400 3-						
61201	300 x 300 x 210	16.5kW 230/400 3-						

*As this Sauna is only available in Hemlock Plywood, you don't need to add the type of wood at the end of the code.



ST. MORITZ



- + Clear design.
- + Wood of great quality.
- + Excellent detail.

- Construction of Hemlock plywood vertical panels 56mm thick.
- Tongue and groove system for optimum sealing. Temperature resistance up to 150° Celsius.
- Thermal insulated inside with mineral wool and moisture insulated with aluminium foil.
- Floor frame made of impregnated solid wood.
- Floor grill made of Abachi wood.
- Full glass front panel of 8mm tempered transparent glass with solid wooden frame.
- Door: 8mm tempered transparent glass no frame; wooden handle square profile.
- Open Benches with wall backrest, made of Abachi with low heat conductivity. Benches withstand the weight of 200 kg/m.
- Headrest made of Abachi.
- Sauna Led light along bench backrest, 12V, white warm light 3000K.
- Heater power: according to different sizes.
- Control panel: Standard series.
- Silicone wiring 400 V III + N- wire + Ground wire.
- Air ventilation.
- The front wall is visible. If you would like the other walls to be visible, please add a comment to your order. There will be an extra charge.

Dimensions (mm)

Code

135 x 135 x 210	60785
180 x 180 x 210	60786
220 x 220 x 210	60787
260 x 220 x 210	60788
300 x 250 x 210	61202
300 x 300 x 210	61203

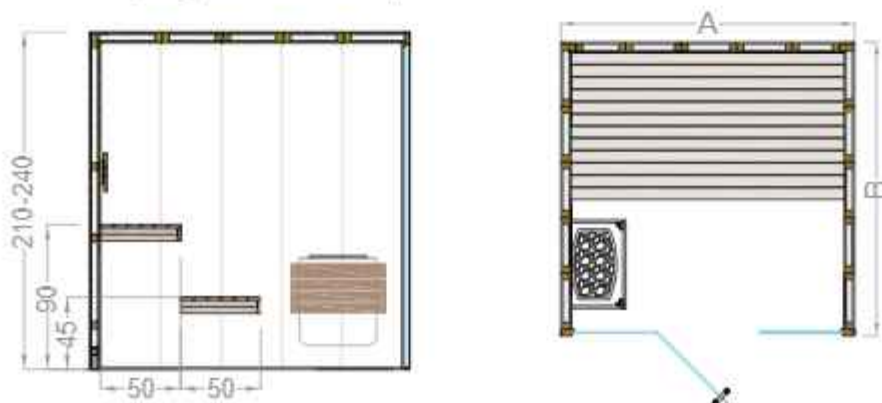
Accessories

Please see the available accessories on page 413.

TECHNICAL FEATURES

Code	Dimensions (cm)	Power (kW)	Sauna panels					Bench wood	
			Hemlock Plywood	Nordic Spruce	White Pine	Thermo Aspen	Red Cedar		Magnolia
60785	135 x 135 x 210	6kW 230V 1-	Standard	-	-	-	-	-	Abachi
60786	180 x 180 x 210	8kW 230/400 3-							
60787	220 x 220 x 210	9kW 230/400 3-							
60788	260 x 220 x 210	10.5kW 230/400 3-							
61202	300 x 250 x 210	13.5kW 230/400 3-							
61203	300 x 300 x 210	16.5kW 230/400 3-							

* As this Sauna is only available in Hemlock Plywood, you don't need to add the type of wood at the end of the code.



SAUNAS

BORRO

ASTRALPOOL



- + Elegant, clear design.
- + Wood of great quality.
- + Perfect detail.

- Construction of Hemlock / Nordic Spruce / White Pine / Thermo Aspen and Red Cedar wood vertical panels 70mm thick.
- Option: Stone wall behind heater.
- Wooden accessories set-bucket with ladle, combined thermo-hygrometer, sand timer.
- Air ventilation.
- Sauna rocks.
- Silicon wiring 400 V III + N- wire + Ground wire.
- Control panel: Xenio series.
- Heater Power according to different sizes.
- Sauna Led light along benches, 12V, white light.
- Headrest made of Abachi / Thermo wood.
- Covered Benches with wall backrests, made of Abachi or Thermo Aspen (depending on walls wood) with low heat conductivity.
- Benches withstand the weight of 200 kg/m.
- Door: 8mm tempered transparent glass no frame; handle square profile with locking mechanism.
- Full glass front panel of 8mm tempered transparent glass with solid wooden frame.
- Floor grill made of Abachi / Thermo wood.
- Floor frame made of impregnated solid wood.
- Thermal insulated inside with mineral wool and moisture insulated with aluminium foil
- Tongue and groove system for optimum sealing, Temperature resistance up to 150° Celsius.
- The front wall is visible. If you would like the other walls to be visible, please add a comment to your order. There will be an extra charge.

Dimensions (mm)

Code

200 x 200 x 210	70485
250 x 200 x 210	70486
250 x 250 x 210	70487
300 x 250 x 210	70488
300 x 300 x 210	70489
400 x 300 x 210	70490

Accessories

Please see the available accessories on page 413.

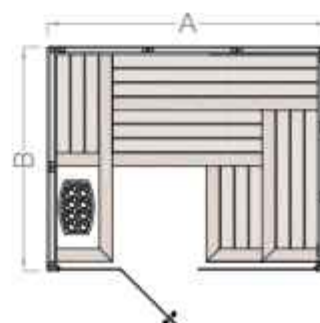
TECHNICAL FEATURES

Code	Dimensions (cm)	Power (kW)	Sauna panels					
			Hemlock	Nordic Spruce	White Pine	Thermo Aspen	Red Cedar	Magnolia
70485	200 x 200 x 210	8kW 230/400 3~	Optional Wood code: H	Optional Wood code: S	Optional Wood code: P	Standard	Optional Wood code: R	-
70486	250 x 200 x 210	9kW 230/400 3~						
70487	250 x 250 x 210	10.5kW 230/400 3~						
70488	300 x 250 x 210	13.5kW 230/400 3~						
70489	300 x 300 x 210	16.5kW 230/400 3~						
70490	400 x 300 x 210	20kW 230/400 3~						
-	-	Bench wood	Abachi	Abachi	Abachi	Thermo Aspen	Thermo Aspen	

* How to order it?

- **Standard wood:** please use the 5 digit code only. Example: If you want to order Borro Sauna in 200x200x210, please use code 70485.

- **Optional wood:** please use the 5 digit code and add the desired type of wood at the end. For example: If you want to order Borro Sauna in 200x200x210 and Nordic Spruce, please use code 70485S.





Options

- Stone wall behind heater
- Panic button
- Loud speakers

Accessories

Please see the available accessories on page 413.

MIRAMONTE

- + Beautiful design.
- + Wood of great quality.
- + Excellent detail.

- Construction of Hemlock / Nordic Spruce / White Pine / Thermo Aspen and Red Cedar wood vertical panels 70mm thick.
- Tongue and groove system for optimum sealing. Temperature resistance up to 120° Celsius.
- Thermal insulated inside with mineral wool and moisture insulate with aluminium foil.
- Floor frame made of impregnated solid wood.
- Floor grill made of Abachi wood.
- Full glass front panel of 8mm tempered transparent glass with solid wooden frame
- Door: 8mm tempered transparent glass no frame; handle square profile with locking mechanism.
- Covered Benches with wall backrests, made of Abachi or similar type with low heat conductivity. Benches withstand the weight of 200 kg/m.
- Headrest made of Abachi or Thermo Aspen.
- Sauna Led light along benches, 12V, white light.
- Heater Power according to different sizes. Sauna rocks.
- Control panel: Xenio series.
- Silicone wiring 400 V III + N- wire + Ground wire.
- Air ventilation.
- The front wall is visible. If you would like the other walls to be visible, please add a comment to your order. There will be an extra charge.

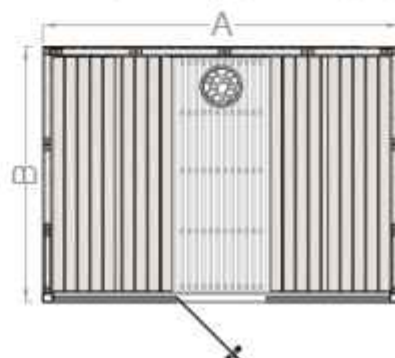
Dimensions (mm)

Code

200 x 150 x 210	70470
200 x 200 x 210	70471
250 x 200 x 210	70439
250 x 250 x 210	70440
300 x 250 x 210	70441
300 x 300 x 210	70442

TECHNICAL FEATURES

Code	Dimensions (cm)	Power (kW)	Sauna panels						
			Hemlock	Nordic Spruce	White Pine	Thermo Aspen	Red Cedar	Magnolia	
70470	200 x 150 x 210	7kW 230/400 3~							
70471	200 x 200 x 210	7kW 230/400 3~							
70439	250 x 200 x 210	9kW 230/400 3~	Optional	Optional		Optional	Optional		
70440	250 x 250 x 210	10.8kW 230/400 3~	Wood code: H	Wood code: S	Standard	Wood code: A	Wood code: R		
70441	300 x 250 x 210	13.2kW 230/400 3~							
70442	300 x 300 x 210	16.5kW 230/400 3~							
		Bench wood	Abachi	Abachi	Abachi	Thermo Aspen	Thermo Aspen		



* How to order it?

- **Standard wood:** please use the 5 digit code only. Example: if you want to order Miramonte Sauna in 200x150x210, please use code 70470.
- **Optional wood:** please use the 5 digit code and add the desired type of wood at the end. Example: if you want to order Miramonte Sauna in 200x150x210 and Nordic Spruce, please use code 70470S.

SAUNAS



CLASSIC

ASTRALPOOL

- + Classic design.
- + Natural wood of great quality.
- + Perfect detail.

STANDARD

- Construction of fir wood.
- Vertical panelling of Hemlock / Nordic Spruce / White Pine / Thermo Aspen or Red Cedar.
- Tongue and groove system for optimum sealing. Temperature resistance up to 150° C. Thermal insulated inside with mineral wool and moisture insulated with aluminium foil. Floor grill made of Abachi wood.
- Dood: 8mm bronze tempered glass with wooden frame; wooden handle with roller closing mechanism.
- Closed Benches made of Solid Abachi or Thermo Aspen wood with low heat conductivity.
- Benches withstand the weight of 200 kg. Ergonomic back rests on second level.
- Sauna light with wooden shade of Abachi.
- El. sauna Heater. Power according to different sizes. Manual for installation and use.
- Heater protection grille of Abachi wood.
- Outdoor Control panel.
- Silicone wiring 400 V III + N- wire + Ground wire.
- Air ventilation - ensuring a minimum of five air changes per hour.
- The front wall is visible. If you would like the other walls to be visible, please add a comment to your order. There will be an extra charge.

SELECT:


Includes Standard equipment plus:

- Touch control panel Xenio.
- Led strip light warm White 3000k.

PREMIUM:

Includes Select equipment plus:

- Covered benches
- Decorative front board of benches, back rest and heater guard with thermo Aspen elements.



Accessories

Please see the available accessories on page 413.

Dimensions (mm)	STANDARD Code	SELECT Code	PREMIUM Code
150 x 150 x 210	70431S	70431	70431PR
200 x 150 x 210	70432S	70432	70432PR
200 x 200 x 210	70433S	70433	70433PR
250 x 200 x 210	70455S	70455	70455PR
250 x 250 x 210	70434S	70434	70434PR
300 x 250 x 210	70436S	70436	70436PR
300 x 300 x 210	70437S	70437	70437PR
400 x 300 x 210	70438S	70438	70438PR

* How to order it?

- **Standard wood:** please use only the 5/6 or 7 digit codes from above.

Example 1: If you want to order **Select Classic Sauna** in 150x150x210, please use code 70431.

Example 2: If you want to order **Standard Classic Sauna** in 150x150x210, please use code 70431S.

Example 3: If you want to order **Premium Classic Sauna** in 150x150x210, please use code 70431PR.

- **Optional wood:** please use the 5/6 or 7 digit codes from above and add the desired type of wood at the end.

Example: If you want to order **Select Classic Sauna** in 150x150x210 and White Pine, please use code 70431P.

TECHNICAL FEATURES

Code	Dimensions (cm)	Power (kW)	Sauna panels					
			Hemlock	Nordic Spruce	White Pine	Thermo Aspen	Red Cedar	Magnolia
70431	150 x 150 x 210	4.5kW 230/400 3~						
70432	200 x 150 x 210	6kW 230/400 3~						
70433	200 x 200 x 210	6kW 230/400 3~						
70455	250 x 200 x 210	8kW 230/400 3~	Optional		Optional	Optional	Optional	
70434	250 x 250 x 210	9kW 230/400 3~	Wood code: H	Standard	Wood code: P	Wood code: A	Wood code: B	
70436	300 x 250 x 210	10.5kW 230/400 3~						
70437	300 x 300 x 210	13.5kW 230/400 3~						
70438	400 x 300 x 210	16.5kW 230/400 3~						
	Bench wood		Abachi	Abachi	Abachi	Thermo Aspen	Thermo Aspen	

SAUNAS

ASTRALPOOL

OUTDOOR



- + Beautiful design.
- + Wood of great quality.
- + Perfect detail.

The equipment of the room contains:

- Construction of fir wood.
- Inside covering White Pine /Thermo Aspen vertical panels 90x15mm.
- Floor grill made of Abachi 90x23mm.
- Two open Benches / two levels on one side/ with wall backrests, made of Abachi.
- Tempered glass 2x8mm on both sides of the door.
- Full glass sauna door in wooden frame(one and the same with door of Casetta).
- Sauna Led light below benches, warm white.
- Heater HARVIA Vega with outdoor touch control.
- Air ventilation.

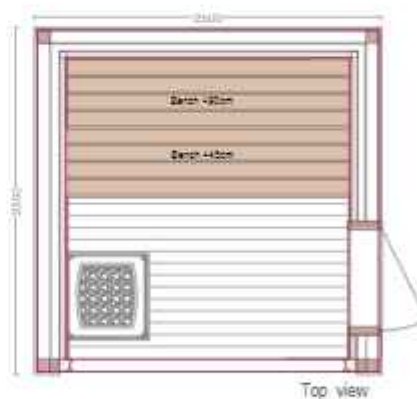
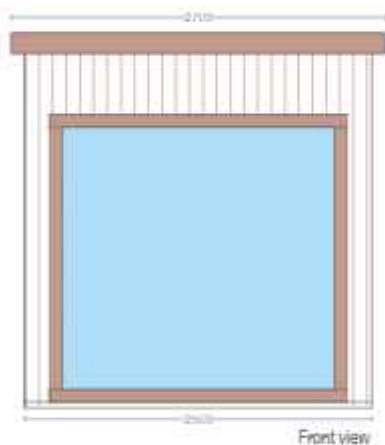
Wooden Outdoor Casetta

- 10cm wall and ceiling with Thermo Pine /Thermo Aspen outside, thermal isolation and hardboard inside.
- Full glass door in wooden frame (one and the same with door of sauna).
- Roof sloped with min. 10% inclination.
- Bitum isolation on roof (to be installed on place).
- Full glass package on both sides of the door.
- The Casetta should withstand the weight of 200 kg/m².
- All walls are visible.

Dimensions (mm)

Code

On request



BESPOKE

ASTRALPOOL

- + Wood Craftmen.

We custom build the Sauna for your project taking care of every detail and providing all our knowledge.

SAUNAS

SAUNA ACCESSORIES

ASTRALPOOL 

70443



70444



70445



70447

70450
70451

70453



70456



70457



2nd full glass side:



Heater safety railing

Code	Accessories	Measure	Classic	Miramonte	Innsbruck	St. Moritz	Lobos	Bella	Honey	Borro	Nera	Flora	Essentia
70443	Stainless steel sauna accessories set	un.	Optional	Optional	Optional	Optional	Optional	Optional	Optional	Optional	Optional	Optional	Optional
70444	Salt decorative elements set	un.	Optional	Optional	Optional	Optional	Optional	-	-	-	-	-	Optional
70445	RGB Led lighting kit with remote control	un.	Optional	Optional	Optional	Optional	Optional	Optional	Optional	Optional	Optional	Optional	Optional
70446	Touchscreen control unit for sauna heater	un.	Optional	Standard	Standard	Standard	Standard	Standard	Standard	Standard	Standard	Standard	Standard
70447	Outside wall finished with vertical timber panels	lin.m.	Optional	Optional	Optional	Optional	Optional	Optional	Optional	Optional	Optional	Optional	Optional
70448	Roof extension	sq.m.	Optional	Optional	Optional	Optional	Optional	Optional	Optional	Optional	Optional	Optional	Optional
70449	Tinted/ transparent glass window	sq.m.	Optional	Optional	Optional	Optional	Optional	Optional	Optional	Optional	Optional	Optional	Optional
70450	Concealed heater for sauna up to 300 x 250cm	un.	Optional	Optional	Optional	Optional	Optional	-	-	Optional	-	-	-
70451	Concealed heater for sauna more than 300 x 250 cm	un.	Optional	Optional	Optional	Optional	Optional	-	-	Optional	-	-	-
70452	Additional wall for hidden water	lin.m.	Optional	Optional	Optional	Optional	Optional	-	-	Optional	-	-	-
70453	Aroma design system	un.	Optional	Optional	Optional	Optional	Optional	Optional	Optional	Optional	Optional	Optional	Optional
70456	Decorative wall protection made of stones	un.	Optional	Optional	Optional	Optional	Optional	-	-	-	Optional	Optional	-
70457	RGB Chromo therapy kit with remote control	un.	Optional	Optional	Optional	Optional	Optional	-	Optional	Optional	Optional	Optional	Optional
Request	2nd full glass side	sq.m.	-	-	-	-	Optional	Optional	Optional	-	-	-	-
Request	Glass roof panel	sq.m.	Optional	Optional	Optional	Optional	Optional	Optional	Optional	Optional	-	-	-
Request	Heater safety railing	un.	Standard	Optional	Standard	Standard	Standard	Optional	Standard	-	-	Standard	-

STEAM BATHS

- + Straight lines, refined and elegant design.
- + AstralPool's steam rooms offer exclusive designs adapted to the most advanced technology on the market. The use of prefabricated modules remove on-site construction issues and speeds up construction times. Capable of withstanding the extreme humidity and temperature produced by the steam generator.
- + AstralPool's steam rooms are a complete solution that includes all the elements of a wet sauna (structure, framing, lighting, glazing, steam unit, finishes, etc.), manufactured according to our standard models or tailored to the needs of each project.



STEAM BATHS

ASTRALPOOL 

ASANA

+ Straight lines, sober and elegant design. AstralPool steam cabins offer the luxury of Italian design adapted to the most advanced technology in the market.

- Wall modules: Manufactured with double high density expanded polystyrene panel on an anodized aluminum structure.
- Ceiling: Vaulted ceiling made in black methacrylate modules of 3 mm, standing on anodized aluminium support, and tightenup with multicoated layers of polyester resin.
- Ceiling & underbench perimeter LED included.
- Diffuser in black lacquered.
- Lower and upper ring: Anodized aluminum.
- Handle: Tubular stainless steel matt black.
- Frontal finishing: laminated glass (5+5) of 10 mm.
- Benches coated with large format porcelain in slate black Sirius (Group 1).
- Walls coated with large format porcelain in marble black Kelya (Group 2).
- 2 puffs are included.
- Door: Made of tempered glass of 8 mm, hinges of anodized aluminium. Width 90 cm*.
- Control panel: Ecotouch
- Steam group included; Power according to model (optional: softener).
- Aromatherapy one essence included (optional up to 4 essences).

*Can vary according to customised design.

Dimensions (mm)

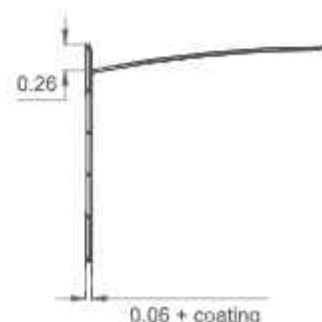
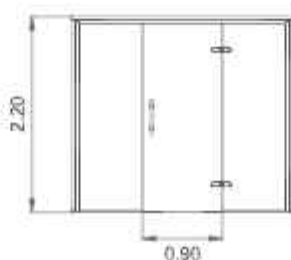
Code

Steam bath cabin

200 x 200 x 220	73908
250 x 200 x 220	73909
250 x 250 x 220	73910
300 x 250 x 220	73911
300 x 300 x 220	73912

TECHNICAL FEATURES

Code	73908	73909	73910	73911	73912
Dimensions A-B (cm)	200 x 200 x 220	250 x 200 x 220	250 x 250 x 220	300 x 250 x 220	300 x 300 x 220
Power	9 kW	9 kW	9 kW	12 kW	12 kW
Control	Ecotouch				
Wall finish	Kelya Porcelain (2)				
Bench finish	Sirius Porcelain (1)				
Accessories finish	Black Matte				
Ceiling	Black methacrylate				
Lighting	Warm white perimeter LED on ceiling and under benches				
Included accessories	2 puff				



BANDHA

+ Straight lines, sober and elegant design. AstralPool steam cabins offer the luxury of Italian design adapted to the most advanced technology in the market.

- Wall modules: Manufactured with double high density expanded polystyrene panel on an anodized aluminum structure.
- Ceiling: Vaulted ceiling made in white methacrylate modules of 3 mm, standing on anodized aluminium support, and tightend up with multicoated layers of polyester resin.
- Ceiling & underbench perimetral LED included.
- Diffuser in Stainless Steel.
- Lower and upper ring: Anodized aluminum.
- Handle: Tubular stainless steel.
- Frontal finishing: laminated glass (5+5) of 10 mm.
- Benches coated with large format porcelain in sand color Gada (Group 0).
- Walls coated with large format porcelain in sand color Gada (Group 0).
- 2 puffs are included.
- Sink in porcelanic gada sand color is included.
- Door: Made of tempered glass of 8 mm, hinges of anodized aluminium, Width 90 cm*.
- Control panel: Ecotouch
- Steam group included: Power according to model (optional: softener).
- Aromatherapy one essence included (optional up to 4 essences).

*Can vary according to customised design.

Dimensions (mm)

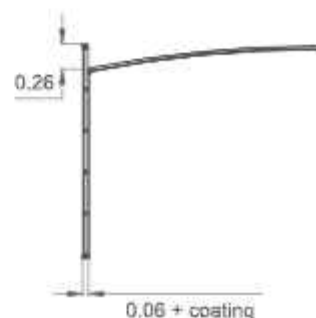
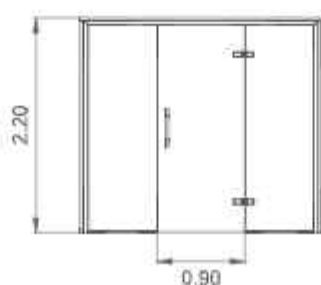
Code

Steam bath cabin

250 x 200 x 220	73921
250 x 250 x 220	73922
300 x 250 x 220	73923
300 x 300 x 220	73924

TECHNICAL FEATURES

Code	73921	73922	73923	73924
Dimensions A-B (cm)	250 x 200 x 220	250 x 250 x 220	300 x 250 x 220	300 x 300 x 220
Power	9 kW	9 kW	12 kW	12 kW
Control	Ecotouch			
Wall finish	Gada Porcelain (0)			
Bench finish	Gada Porcelain (0)			
Accessories finish	Stainless steel			
Ceiling	White methacrylate			
Lighting	Warm white perimetral LED on ceiling and under benches			
Included accessories	2 puff + 1 porcelain sink			



STEAM BATHS

CALA

ASTRALPOOL 

+ Straight lines, sober and elegant design. AstralPool steam cabins offer the luxury of Italian design adapted to the most advanced technology in the market.

- Wall modules: Manufactured with double high density expanded polystyrene panel on an anodized aluminum structure.
- Ceiling: Vaulted ceiling made in black methacrylate modules of 3 mm, standing on anodized aluminium support, and tightenup with multicoated layers of polyester resin.
- Starry sky & underbench perimetral LED included.
- Diffuser in stainless steel.
- Lower and upper ring: Anodized aluminum.
- Handle: Tubular stainless steel.
- Frontal finishing: laminated glass (5+5) of 10 mm.
- Benches coated with large format porcelain in stone grey Kreta (Group 2).
- Walls coated with large format porcelain in stone grey Kreta (Group 2), black Sirius (Group 1).
- Sink in sand color is included.
- Door: Made of tempered glass of 8 mm, hinges of anodized aluminium. Width 90 cm*.
- Control panel: Ecotouch.
- Starry Sky is included in this model.
- Steam group included; Power according to model (optional: softener).
- Aromatherapy one essence included (optional up to 4 essences).

*Can vary according to customised design.

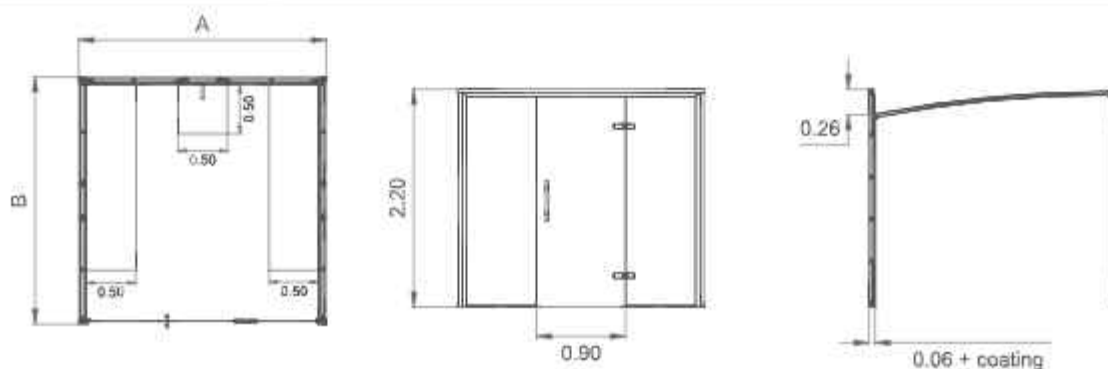
Dimensions (mm) Code

Steam bath cabin

250 x 200 x 220	73913
250 x 250 x 220	73914
300 x 250 x 220	73915
300 x 300 x 220	73916

TECHNICAL FEATURES

Code	73913	73914	73915	73916
Dimensions A-B (cm)	250 x 200 x 220	250 x 250 x 220	300 x 250 x 220	300 x 300 x 220
Power	9 kW	9 kW	12 kW	12 kW
Control	Ecotouch			
Wall finish	Kreta Porcelain (2) + Sirius (1)			
Bench finish	Kreta Porcelain (2)			
Accessories finish	Stainless steel			
Ceiling	Black methacrylate			
Lighting	Starry sky + Warm white perimeter LED under bench			
Included accessories	Porcelain Sink			



STEAM BATHS

ASTRALPOOL

HARA

+ Straight lines, sober and elegant design. AstralPool steam cabins offer the luxury of Italian design adapted to the most advanced technology in the market.

- Wall modules: Manufactured with double high density expanded polystyrene panel on an anodized aluminum structure.
- Ceiling: Vaulted ceiling made in black methacrylate modules of 3 mm, standing on anodized aluminium support, and tightened with multicoated layers of polyester resin.
- Starry Sky & underbench perimetral LED included.
- Diffuser in black lacquered.
- Lower and upper ring: Anodized aluminum.
- Handle: Tubular stainless steel matt black.
- Frontal finishing: laminated glass (5+5) of 10 mm.
- Frontal finishing Benches coated with large format porcelain in Nilium (Group 2).
- Walls coated with large format porcelain in Radium (Group 2).
- 1 Puff is included.
- Door: Made of tempered glass of 8 mm, hinges of anodized aluminium black matte.
- Control panel: Ecotouch.
- Starry Sky is included in this model.
- Steam group included: Power according to model (optional: softener).
- Aromatherapy one essence included (optional up to 4 essences).

*Can vary according to customised design.

Dimensions (mm)

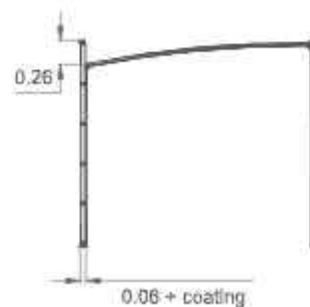
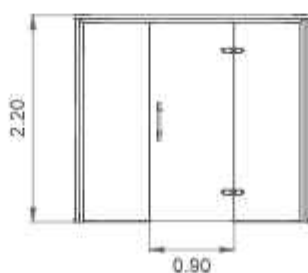
Code

Steam bath cabin

250 x 250 x 220	73925
300 x 250 x 220	73926
300 x 300 x 220	73927

TECHNICAL FEATURES

Code	73925	73926	73927
Dimensions A-B (cm)	250 x 250 x 220	300 x 250 x 220	300 x 300 x 220
Power	9 kW	12 kW	12 kW
Control	Ecotouch		
Wall finish	Radium Porcelain (2)		
Bench finish	Nilium Porcelain (2)		
Accessories finish	Black Matte		
Ceiling	Black methacrylate		
Lighting	Starry sky + Warm white perimeter LED under bench		
Included accessories	1 puff		



STEAM BATHS

SUTRA

ASTRALPOOL 

+ Straight lines, sober and elegant design. AstralPool steam cabins offer the luxury of Italian design adapted to the most advanced technology in the market.

- Wall modules: Manufactured with double high density expanded polystyrene panel on an anodized aluminum structure.
- Ceiling: Vaulted ceiling made in white methacrylate modules of 3 mm, standing on anodized aluminium support, and tightenup with multicoated layers of polyester resin.
- Ceiling & underbench perimetral LED included.
- Diffuser in black lacquered.
- Lower and upper ring: Anodized aluminum.
- Handle: Tubular stainless steel matt black.
- Frontal finishing: laminated glass (5+5) of 10 mm.
- Benches coated with large format porcelain in Kairos (Group 3).
- Walls coated with white solid surface.
- Door: Made of tempered glass of 8 mm, hinges of anodized aluminium. Width 90 cm*.
- Control panel: Ecotouch
- Steam group included; Power according to model (optional: softener).
- Aromatherapy one essence included (optional up to 4 essences).

*Can vary according to customised design.

Dimensions (mm)

Code

Steam bath cabin

250 x 200 x 220

73917

250 x 250 x 220

73918

300 x 250 x 220

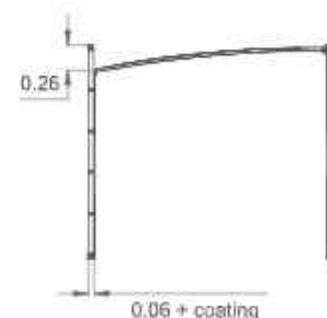
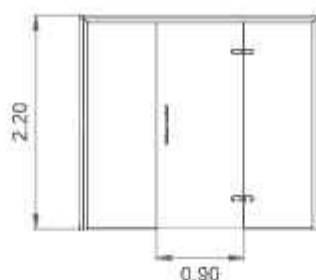
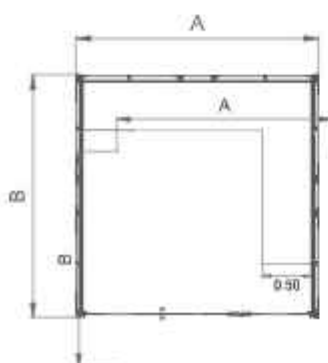
73919

300 x 300 x 220

73920

TECHNICAL FEATURES

Code	73917	73918	73919	73920
Dimensions A-B (cm)	250 x 200 x 220	250 x 250 x 220	300 x 250 x 220	300 x 300 x 220
Power	9 kW	9 kW	12 kW	12 kW
Control	Ecotouch			
Wall finish	White solid surface			
Bench finish	Kairos Porcelain (3)			
Accessories finish	Black Matte			
Ceiling	White methacrylate			
Lighting	Warm white perimeter LED on ceiling and under benches			
Included accessories				





STEAM BATHS

BESPOKE

ASTRALPOOL

- + At Fluidra we are aware that each project is unique and each place an experience. For this reason, we want to make it easy for you, manufacturing your ideal steam bath according to the needs of your project. A complete customized solution for the most demanding projects.
- + AstralPool's customizable option offers an infinite number of combinations: choose the ceiling finish, lighting, framing, benches, walls, as well as the interior layout and multiple accessories.

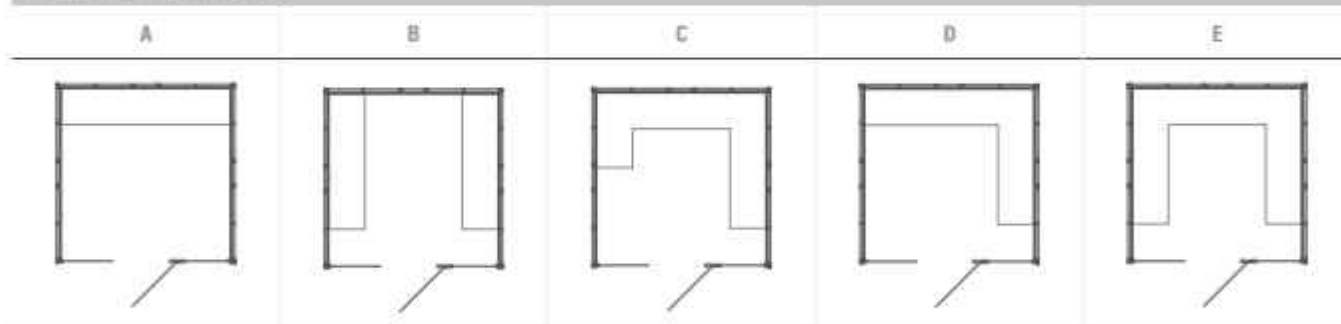
CREATE THE CUSTOMIZABLE CODE

Digits	12345	-	6	7-8	9-10	11	12	13	14
	BASE CODE (eg. 74023)		BENCH SETTINGS (eg. C)	BENCH FINISHES (eg. SS)	WALL FINISHES (eg. SS)	FRAMING (eg. P)	CEILING (eg. 5)	Optionals (eg. L)	Optional 2

BASE CODE (DIGITS 1-5)

Code	74023	74024	74026	74027	74028
Dimensions A-B (cm)	200 x 200 x 220	250 x 200 x 220	250 x 250 x 220	300 x 250 x 220	300 x 300 x 220
Power	9 kW	9 kW	9 kW	12 kW	12 kW
Control	Ecolouch				

BENCH SETTINGS (DIGIT 6)





BENCH AND WALL FINISHES (DIGITS 7-8, 9-10)

SR	Unlined
SS	Solid surface
*	Large format porcelain

* Large format porcelain finishes and codes on pag. 432.

FRAMING (DIGIT 11)





I	Satin Stainless Steel	
P	Matte Silver	
B	Black point	

STEAM BATHS

BESPOKE

ASTRALPOOL 

CEILING (DIGIT 12)

1	White methacrylate	
2	Black methacrylate	
3	White methacrylate + LED	
4	Black methacrylate + LED	
5	White methacrylate + starry sky	
6	Black methacrylate + starry sky	

OPTIONALS (DIGITS 13, 14)

L	Sink	
1	1 Puff	
2	2 Puff	
B	Water softener	



STEAM ROOM CONTROL PANEL

ASTRALPOOL 

+ Electronic control panel with multi-language navigation for domestic and professional steam rooms.

ICE CABINS

- + Create unique and harmonious spaces with the ice range.
- + Capable of withstanding extreme humidity and temperature, AstralPool's ice rooms feature compact ice spraying equipment that can generate, through a programmed dosing system and combined with cold production, an entire wall of compact ice between 5 and 10 cm thick.
- + Its prefabricated module construction eliminates installation errors, offering a complete solution that includes all the elements you need (structure, framing, lighting, glazing, steam unit, finishes, etc.).
- + Choose the standard model that best fits your project or work with us to create your perfect custom cabin.



ICE CABINS

ASTRALPOOL 

ASANA



+ Straight lines, sober and elegant design. AstralPool ice cabins provide the necessary temperature contrast in a wellness circuit following the aesthetics of your steam bath lines.

- Wall modules: Manufactured with double high density expanded polystyrene panel on an anodized aluminum structure.
- Water sprayed compacted ice wall, made with gas cooling coil system on an aluminium structure.
- Benches coated with large format porcelain in slate black Sirius (Group 1).
- Walls coated with large format porcelain in marble black Kelya (Group 2).
- Ice Fountain and ice sink included in ASANA
- Ceiling: Vaulted ceiling made in blackmethacrylate modules of 3 mm, standing on anodized aluminium support, and tighten up with multicoated layers of polyester resin.
- Lower and upper ring: Anodized aluminum.
- Handle: Tubular stainless steel matt black.
- Frontal finishing: laminated glass (5+5) of 10Mmm.
- Door: Made of tempered glass of 8 mm, hinges of anodized aluminium matt black Width 90 cm*

*Can vary according to customised design.

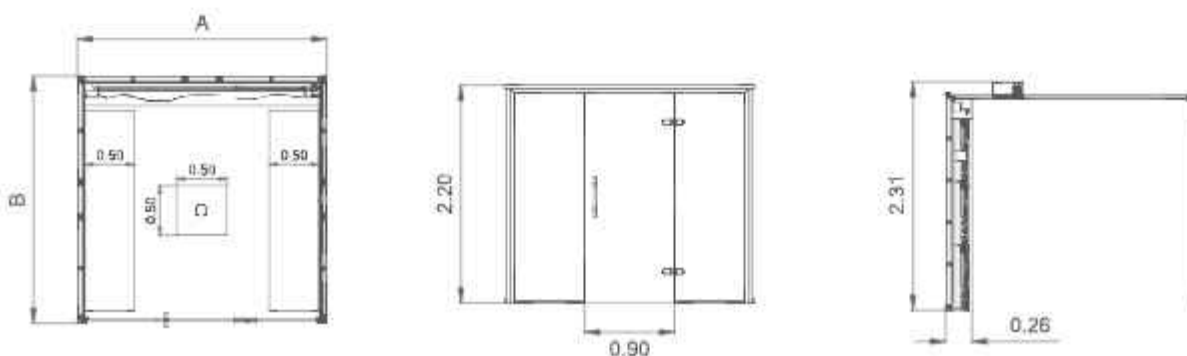
Dimensions (mm) Code

Ice cabin

250 x 200 x 220	73928
250 x 250 x 220	73929
300 x 250 x 220	73930
300 x 300 x 220	73931

TECHNICAL FEATURES

Code	73928	73929	73930	73931
Dimensions A-B (cm)	250 x 200 x 220	250 x 250 x 220	300 x 250 x 220	300 x 300 x 220
Ice Wall	2.5 m	2.5 m	2.5 m	2.5 m
Power	1.85 kW	1.85 kW	1.85 kW	1.85 kW
Control	Touch screen			
Wall finish	Kelya Porcelain			
Bench finish	Sirius Porcelain			
Accessories finish	Matte Black			
Ceiling	Black methacrylate			
Lighting	Warm white perimeter LED on ceiling and under benches			
Included accessories	Ice Fountain roof + container			



ICE CABINS

ASTRALPOOL

BANDHA

+ Straight lines, sober and elegant design. AstralPool ice cabins provide the necessary temperature contrast in a wellness circuit following the aesthetics of your steam bath lines.

- Wall modules: Manufactured with double high density expanded polystyrene panel on an anodized aluminum structure.
- Water sprayed compacted ice wall, made with gas cooling coil system on an aluminium structure.
- Benches coated with large format porcelain in sand color Gada(Group 0).
- Walls coated with large format porcelain in sand color Gada (Group 0).
- Wall Ice Fountain and ice sink included in Bandha.
- Ceiling: Vaulted ceiling made in white methacrylate modules of 3 mm, standing on anodized aluminium support, and tighten up with multicoated layers of polyester resin.
- Perimetral strip light under benches.
- Lower and upper ring: Anodized aluminum.
- Handle: Tubular stainless steel.
- Frontal finishing: laminated glass (5+5) of 10Mmm.
- Door: Made of tempered glass of 8 mm, hinges of anodized aluminium. Width 90 cm*

*Can vary according to customised design.

Dimensions (mm)

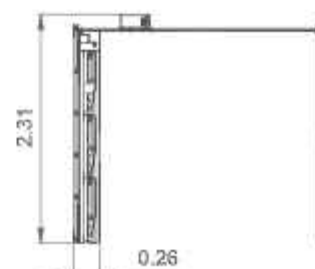
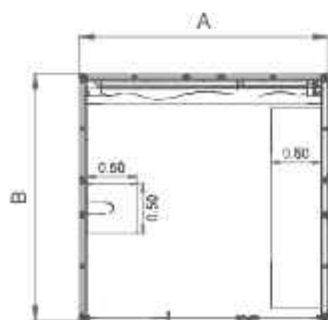
Code

Ice cabin

200 x 200 x 220	73883
250 x 200 x 220	73884
250 x 250 x 220	73885
300 x 250 x 220	73886
300 x 300 x 220	73887

TECHNICAL FEATURES

Code	73883	73884	73885	73886	73887
Dimensions A-B (cm)	250 x 200 x 220	250 x 200 x 220	250 x 250 x 220	300 x 250 x 220	300 x 300 x 220
Ice Wall	2.0 m	2.5 m	2.5 m	2.5 m	2.5 m
Power	1.20 kW	1.85 kW	1.85 kW	1.85 kW	1.85 kW
Control	Touch screen				
Wall finish	Gada Porcelain				
Bench finish	Gada Porcelain				
Accessories finish	Stainless steel				
Ceiling	White methacrylate				
Lighting	Warm white perimeter LED on ceiling and under benches				
Included accessories	Ice Fountain wall + container				



ICE CABINS



CALA

ASTRALPOOL

+ Straight lines, sober and elegant design. AstralPool ice cabins provide the necessary temperature contrast in a wellness circuit following the aesthetics of your steam bath lines.

- Wall modules: Manufactured with double high density expanded polystyrene panel on an anodized aluminum structure.
- Water sprayed compacted ice wall, made with gas cooling coil system on an aluminium structure.
- Benches coated with large format porcelain in stone grey Kreta(Group 2).
- Walls coated with large format porcelain in stone grey Kreta(Group 2).
- Wall Ice Fountain and ice sink included in CALA.
- Ceiling: Vaulted ceiling made in black methacrylate modules of 3 mm, standing on anodized aluminium support, and tighten up with multicoated layers of polyester resin.
- Perimetral strip light under benches.
- Lower and upper ring: Anodized aluminum.
- Handle: Tubular stainless steel.
- Frontal finishing: laminated glass (5+5) of 10Mmm.
- Door: Made of tempered glass of 8 mm, hinges of anodized aluminium. Width 90 cm*

*Can vary according to customised design.

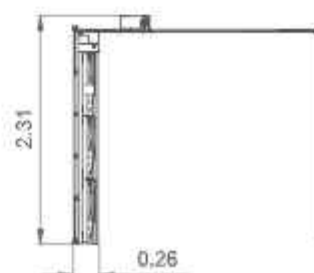
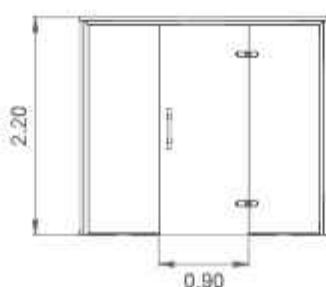
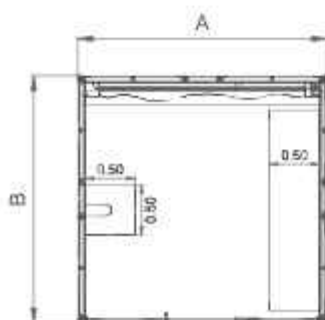
Dimensions (mm) Code

Ice cabin

200 x 200 x 220	73932
250 x 200 x 220	73933
250 x 250 x 220	73934
300 x 250 x 220	73935
300 x 300 x 220	73936

TECHNICAL FEATURES

Code	73932	73933	73934	73935	73936
Dimensions A-B (cm)	200 x 200 x 220	250 x 200 x 220	250 x 250 x 220	300 x 250 x 220	300 x 300 x 220
Ice Wall	2.0 m	2.5 m	2.5 m	2.5 m	2.5 m
Power	1.20 kW	1.85 kW	1.85 kW	1.85 kW	1.85 kW
Control	touch screen				
Wall finish	Kreta Porcelain + Sirius				
Bench finish	Kreta Porcelain				
Accessories finish	Stainless steel				
Ceiling	Black methacrylate				
Lighting	Starry sky + Warm white perimeter LED under bench				
Included accessories	Ice Fountain wall + container				



ICE CABINS

ASTRALPOOL

HARA



+ Straight lines, sober and elegant design. AstralPool ice cabins provide the necessary temperature contrast in a wellness circuit following the aesthetics of your steam bath lines.

- Wall modules: Manufactured with double high density expanded polystyrene panel on an anodized aluminum structure.
- Water sprayed compacted ice wall, made with gas cooling coil system on an aluminium structure.
- Benches coated with large format porcelain in Nilium (Group 2).
- Walls coated with large format porcelain in Radium(Group 2).
- Ceiling Ice Fountain and ice sink included in HARA
- Ceiling: Vaulted ceiling made in black methacrylate modules of 3 mm, standing on anodized aluminium support, and tighten up with multicoated layers of polyester resin.
- Perimetral strip light under benches.
- Lower and upper ring: Anodized aluminum.
- Handle: Tubular stainless steel matt black.
- Frontal finishing: laminated glass (5+5) of 10Mmm.
- Door: Made of tempered glass of 8 mm, hinges of anodized aluminium matt black. Width 90 cm*

*Can vary according to customised design.

Dimensions (mm)

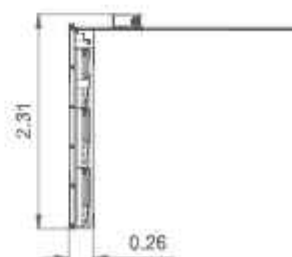
Code

Ice cabin

250 x 200 x 220	73888
250 x 250 x 220	73889
300 x 250 x 220	73890
300 x 300 x 220	73891

TECHNICAL FEATURES

Code	73888	73889	73890	73891
Dimensions A-B (cm)	250 x 200 x 220	250 x 250 x 220	300 x 250 x 220	300 x 300 x 220
Ice Wall	2.5 m	2.5 m	2.5 m	2.5 m
Power	1.85 kW	1.85 kW	1.85 kW	1.85 kW
Control	Touch screen			
Wall finish	Radium Porcelain			
Bench finish	Nilium Porcelain			
Accessories finish	Black Matte			
Ceiling	Black methacrylate			
Lighting	Starry sky + Warm white perimeter LED under bench			
Included accessories	Ice Fountain roof + container			



ICE CABINS



SUTRA

ASTRALPOOL

+ Straight lines, sober and elegant design. AstralPool ice cabins provide the necessary temperature contrast in a wellness circuit following the aesthetics of your steam bath lines.

- Wall modules: Manufactured with double high density expanded polystyrene panel on an anodized aluminum structure.
- Water sprayed compacted ice wall, made with gas cooling coil system on an aluminium structure.
- Benches coated with large format porcelain in Kairos (Group 3).
- Walls coated with solid surface.
- Ceiling Ice Fountain and ice sink included in SUTRA.
- Ceiling: Vaulted ceiling made in white methacrylate modules of 3 mm, standing on anodized aluminium support, and tighten up with multicoated layers of polyester resin.
- Perimetral strip light under benches.
- Lower and upper ring: Anodized aluminum.
- Handle: Tubular stainless steel matt black.
- Frontal finishing: laminated glass (5+5) of 10Mmm.
- Door: Made of tempered glass of 8 mm, hinges of anodized aluminium matt black. Width 90 cm*
- Water consumption: max 2100 l (1 time).
- Wall thickness (cm): 6 - 10.

*Can vary according to customized design.

Dimensions (mm)

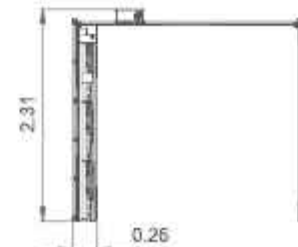
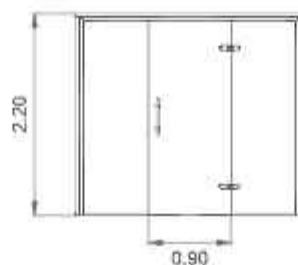
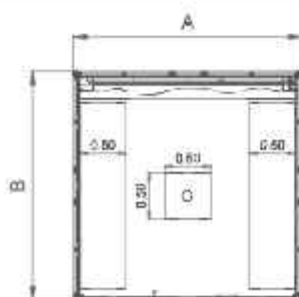
Code

Ice cabin

250 x 200 x 220	73937
250 x 250 x 220	73938
300 x 250 x 220	73939
300 x 300 x 220	73940

TECHNICAL FEATURES

Code	73937	73938	73939	73940
Dimensions A-B (cm)	250 x 200 x 220	250 x 250 x 220	300 x 250 x 220	300 x 300 x 220
Ice Wall	2.5 m	2.5 m	2.5 m	2.5 m
Power	1.85 kW	1.85 kW	1.85 kW	1.85 kW
Control	Touch screen			
Wall finish	White solid surface			
Bench finish	Kairos Porcelain			
Accessories finish	Black Matte			
Ceiling	White methacrylate			
Lighting	Warm white perimeter LED on ceiling and under benches			
Included accessories	Ice Fountain roof + container			





ICE CABINS

CUSTOMIZABLE ice cabin

ASTRALPOOL

+ Straight lines, sober and elegant design. AstralPool ice cabins provide the necessary temperature contrast in a wellness circuit following the aesthetics of your steam bath lines.

- Wall modules: Manufactured with double high density expanded polystyrene panel on an anodized aluminum structure.
- Water sprayed compacted ice wall, made with gas cooling coil system on an aluminium structure.
- Walls and bench: Ultra-compact large format porcelain material (or ready to coat).
- Ceiling: Vaulted ceiling made in methacrylate modules of 3 mm, standing on anodized aluminium support, and tighten up with multicoated layers of polyester resin.
- Difusor en acero inoxidable/plata mate/ negro mate. Perimetral strip light under benches.
- Lower and upper ring: Anodized aluminum.
- Handle: Tubular stainless steel / matt black.
- Frontal finishing: laminated glass (5+5) of 10Mmm.
- Door: Made of tempered glass of 8 mm, hinges of anodized aluminium. Width 55 cm*.

*Can vary according to customised design.

BENCH SETTINGS (DIGIT 6)

A

B



CREATE THE CUSTOMIZABLE CODE

Digits	12345	-	6	7-8	9-10	11	12	13	14
	BASE CODE (eg. 74029)		BENCH SETTINGS (eg. C)	BENCH FINISHES (eg. 3F)	WALL FINISHES (eg. SS)	FRAMING (eg. B)	CEILING (eg. 5)	Optional 1 (eg. J)	Optional 2

BASE CODE (DIGITS 1-5)

Code	74029	74030	74031	74032	74033
Dimensions A-B (cm)	200 x 200 x 220	250 x 200 x 220	250 x 250 x 220	300 x 250 x 220	300 x 300 x 220
Ice Wall	2 m	2.5 m	2.5 m	2.5 m	2.5 m
Power	1.20 kW	1.85 kW	1.85 kW	1.85 kW	1.85 kW
Control	Touch screen				

BENCH AND WALL FINISHES (DIGITS 7-8, 9-10)

SR	Unlined
SS	Solid surface
*	Large format porcelain

* Large format porcelain finishes and codes on pag. 432

ICE CABINS

CUSTOMIZABLE ice cabin



FRAMING (DIGIT 11)

I	Satin Stainless Steel	
P	Matte Silver	
B	Black paint	

OPTIONALS (DIGITS 13, 14)

L	Ice container
1	1 Pull
2	2 Pull
H	Ice fountain wall
Y	Ice fountain roof
J	Ice fountain wall + container
K	Ice fountain roof + container

CEILING (DIGIT 12)

1	White methacrylate	
2	Black methacrylate	
3	White methacrylate + LED	
4	Black methacrylate + LED	
5	White methacrylate + starry sky	
6	Black methacrylate + starry sky	



ICE FOUNTAIN

ICE MAKER KIT

ASTRALPOOL

+ AstralPool's ice maker kit is a robust and efficient piece of equipment that includes everything you need to quickly install and run the equipment, from the ice crusher to the stainless steel dispenser.

- Available in two versions: Installation with ceiling dispenser and installation with wall dispenser.

Ice generator Kit

Code

Ice Fountain

Stainless steel ceiling

73892

Matte Black ceiling

73894

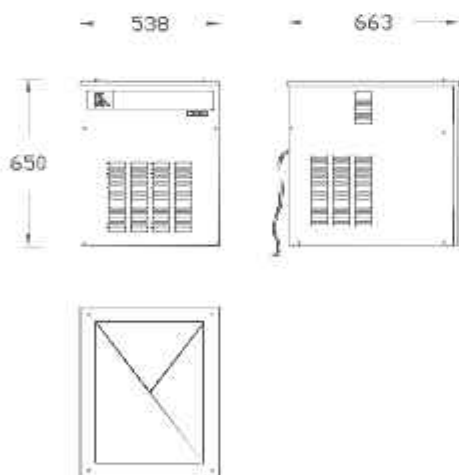
Stainless steel wall

73893

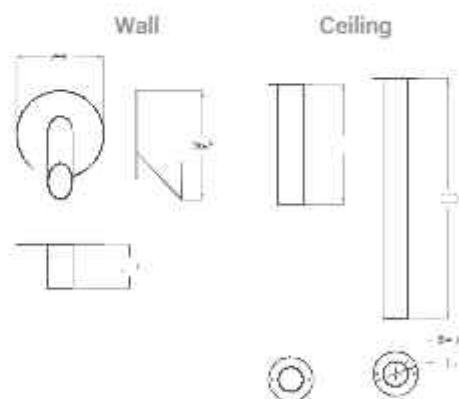
Matte Black wall

73895

ICE MAKER MACHINE



ICE DROP TUBE



KIT CONTENT - WALL

- Ice Chopping Machine 200 (kg/24h)
- Roof ice dispenser 150 x 80 x 2 made of 316 stainless steel with glossy or matte black finish.
- Wall fixing photocell.
- Support brackets for cutting machine.
- Ice level control equipment.
- Ice sink not included.

KIT CONTENT - CEILING

- Ice Chopping Machine 200 (kg/24h)
- Roof ice dispenser 150 x 80 x 2 made of 316 stainless steel with glossy or matte black finish.
- Wall fixing photocell.
- Support brackets for cutting machine.
- Ice level control equipment.
- Ice sink not included.

ICE FOUNTAIN

ASTRALPOOL 

ICE CONTAINER

- + Straight and elegant lines AstralPool ice sink is the perfect addition to the Ice Generator Kit.
- + Its design aligned to the range of Steam Baths and Ice Cabins creates clean and homogeneous spaces.

- Container made of large format porcelain. Lower base ring in anodized aluminum. 20 L capacity.

- ASANA: Coated in slate black large format porcelain Sirius (group 1)
- BANDHA: Coated in large formats sand porcelain Gada (Group 0).
- CALA: Coated in large gray stone porcelain Kreta (Group 2).
- HARA: Coated in large format porcelain Nilium (Group 2).
- SUTRA: Coated in large-format porcelain Kairos (Group 3).



Asana



Sutra



Hara



Bandha



Cala

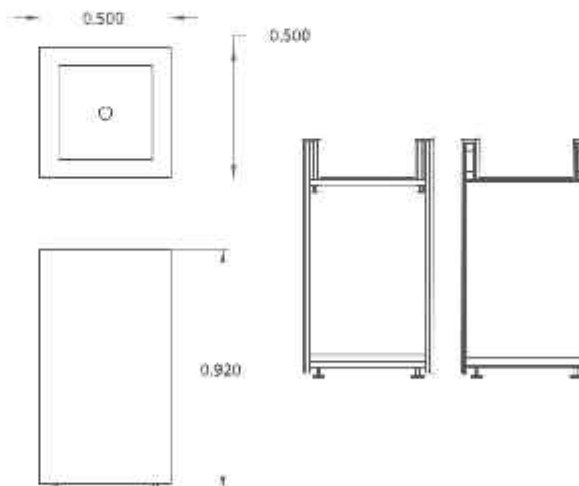
Code

Ice Container

Asana	73896
Cala	73897
Sutra	73898
Bandha	73899
Hara	73900
Customizable	74034

The customizable option is available in any of the customizable finishes for steam and ice rooms.

ICE DROP TUBE



LARGE FORMAT PORCELAIN

Enhance your ready-to-finish rooms or loungers with AstralPool's range of ceramic tiles.

GROUP 0



0A - Aldem



0B - Blanc concrete



0C - Gada



0D - Qatar



0E - Sirocco



0F - Vegha

GROUP 1



1A - Bromo



1B - Danae



1C - Edora



1D - Fossil



1E - Keon



1F - Keranium



1G - Milar



1H - Nayla



1I - Sasea




1J - Sirius

GROUP 2



2A - Domoos



2B - Galema



2C - Kelya



2D - Kira



2E - Korus



2F - Kovik



2G - Kreta



2H - Laos



2I - Lunar



2J - Makai



2K - Manhattan



2L - Nilium



2M - Orix



2N - Radium



2O - Soke



2P - Strato




2Q - Trilium



2R - Ventus



2S - Vera



2T - Vienna

PORCELAIN & CERAMICS

LARGE FORMAT PORCELAIN

ASTRALPOOL 

GROUP 3



3A - Aura



3B - Blaze



3C - Entzo



3D - Fiord



3E - Glacier



3F - Kairos



3G - Korso



3H - Lumina



3I - Opera



3J - Portum



3K - Sogne



3L - Splendor



3M - Tundra



3N - Zenith

CERAMICS

ASTRALPOOL 

Enhance your ready-to-finish rooms or loungers with AstralPool's range of ceramic tiles.

SIXTIES

GREY
32 x 29 cm.
12.60° x 11.42°
GREY60F D3PINK
32 x 29 cm.
12.60° x 11.42°
PINK60F D3WHITE
32 x 29 cm.
12.60° x 11.42°
WHIT60F D3BURGUNDY
32 x 29 cm.
12.60° x 11.42°
BURG60F D3MUSTARD
32 x 29 cm.
12.60° x 11.42°
MUST60F DKHAKI
32 x 29 cm.
12.60° x 11.42°
KHAK60F D3PEARL TAUPE
32 x 29 cm.
12.60° x 11.42°
G33560F D3TAUPE
32 x 29 cm.
12.60° x 11.42°
TAUP60F D3TURQUOISE
32 x 29 cm.
12.60° x 11.42°
TURQ60F D3BLUE
32 x 29 cm.
12.60° x 11.42°
BLUE60F D3

CERAMICS

SIXTIES MATT




MATT WHITE
32 x 29 cm.
12.60" x 11.42"
MA1860F D3



MATT BLACK
32 x 29 cm.
12.60" x 11.42"
MA3060F D3




MATT IVORY
32 x 29 cm.
12.60" x 11.42"
MA3160F D3



MATT GREY
32 x 29 cm.
12.60" x 11.42"
MA2260F D3



MATT TAUPE
32 x 29 cm.
12.60" x 11.42"
MA2360F D3



MATT KHAKI
32 x 29 cm.
12.60" x 11.42"
MA2160F D3



MATT BLUE
32 x 29 cm.
12.60" x 11.42"
MA2660F D3



MATT TURQUOISE
32 x 29 cm.
12.60" x 11.42"
MA2060F D3



MATT PINK
32 x 29 cm.
12.60" x 11.42"
MA1960F D3



MATT BURGUNDY
32 x 29 cm.
12.60" x 11.42"
MA2560F D3



MATT MUSTARD
32 x 29 cm.
12.60" x 11.42"
MA2460F D3



MATT SAND
32 x 29 cm.
12.60" x 11.42"
MA3260F D3

IRON 5X5



GOLD
31 x 31 cm.
12.20" x 12.20"
GOLD50F B10



OXID
31 x 31 cm.
12.20" x 12.20"
OXID50F B10



BRONZE
31 x 31 cm.
12.20" x 12.20"
BRON50F B10



COPPER
31 x 31 cm.
12.20" x 12.20"
COPP50F B9



SILVER
31 x 31 cm.
12.20" x 12.20"
SILV50F B10



STEEL
31 x 31 cm.
12.20" x 12.20"
STEE50F B9



HERMES 5X5
31 x 31 cm.
12.20" x 12.20"
HERM50F B10



TERRA 5X5
31 x 31 cm.
12.20" x 12.20"
TERR50F B10

CERAMICS

MIX DECOR



TOKYO
33.4 x 33.4 cm.
13.15" x 13.15"
33% MA09
33% MT05
33% G312
TOKY25Y L5




MILAN
33% MA13
33% MT07
33% G329
MILA25Y L5



DURBAN
33.4 x 33.4 cm.
13.15" x 13.15"
33% MA14
33% MT08
33% G330
DURB25Y L5



PARIS
33.4 x 33.4 cm.
13.15" x 13.15"
33% WHITE FOG
33% MT04
33% G305
PARI25Y L4



SYDNEY
33.4 x 33.4 cm.
13.15" x 13.15"
33% WHITE FOG
33% MT01
33% G328
SYDN25Y L4


SILK/SILK



558 ANTI-SLIP
31 x 31 cm.
12.20" x 12.20"
055850A B8




WHITE ANTI-SLIP
31 x 31 cm.
12.20" x 12.20"
BNC050A B8




SAND ANTI-SLIP
31 x 31 cm.
12.20" x 12.20"
AREN50A B8




WHITE ANTI-SLIP
33.4 x 33.4 cm.
13.15" x 13.15"
BNC025AY B1



LIGHT GREY ANTI-SLIP
33.4 x 33.4 cm.
13.15" x 13.15"
GRCL25AY B3



258 ANTI-SLIP
33.4 x 33.4 cm.
13.15" x 13.15"
025825AY B3



BLACK ANTI-SLIP
33.4 x 33.4 cm.
13.15" x 13.15"
NEGR25AY B3



SNOWPRO



- + Feel the winter caressing your skin with Snowpro.
- + Produces the finest quality natural snow and features advanced technology for use in ambient temperatures up to 45°C.
- + Combine Snowpro with a custom-made room for your project.
- + Reinforce your inner peace and let relaxation take over. A subtle contrast between temperature and texture that transports you to a different world, a comfortable yet motivating place.

Code

Snow Machine

Snowfall 05L	73945
Snowfall 08W	73946
Snowfall 016W	73947
Snowfall 25W	73948
Snowfall 32W	73949


TECHNICAL FEATURES

Model	Snowfall 05L	Snowfall 08W	Snowfall 16W	Snowfall 25W	Snowfall 32W
Code	73945	73946	73947	73948	73949
GENERAL					
Size	650 x 650 x 437 mm	910 x 830 x 480 mm	910 x 830 x 480 mm	910 x 830 x 900 mm	2 x 910 x 830 x 480 mm 1 x 680 x 830 x 480 mm
Size (condenser)	650 x 650 x 468 mm				
Weight	80 kg	90 kg	90 kg	125 kg	190 kg
Refrigeration	Air	Water	Water	Water	Water
Connection	230 V	230 V	230 V	400 V	400 V
Power	0.9 kW / 3.4 A	0.9 kW / 7.2 A	1.1 kW / 7.2 A	2.4 kW / 4.5 A	2.8 kW / 5.1 A
SNOW					
Quality	Natural	Natural	Natural	Natural	Natural
Weight	appx 140 kg/m ²	appx 140 kg/m ²	appx 140 kg/m ²	appx 140 kg/m ²	appx 140 kg/m ²
Flow	appx 0.7 m ² / d	appx 1.2 m ² / d	appx 2.3 m ² / d	appx 3.4 m ² / d	appx 4.5 m ² / d
TEMPERATURE					
Snow coverage	max. +45°C	max. +45°C	max. +45°C	max. +45°C	max. +45°C
Installation space	max. +35°C	max. +35°C	max. +35°C	max. +35°C	max. +35°C
OPTIONAL					
Snow / LED Lighting	✓	✓	✓	✓	✓
Snow height sensor	✓	✓	✓	✓	✓
Auto on / off	✓	✓	✓	✓	✓

SNOW MACHINE

SNOWPRO

ASTRALPOOL 



WELLNESS

WATER

440 EMOTIONAL SHOWERS

- 442 Sense Pro
- 443 Aqua
- 444 Infinity
- 445 Vita

447 EMOTIONAL TUNNELS

- 447 Aqua
- 448 Infinity
- 449 Vita

450 CONTRAST SHOWERS

- 450 Bucket
- 450 Cold
- 450 Hot & Cold

451 HORIZONTAL SHOWERS

452 KNEIPP

453 MINI CONTRAST POOLS

- 454 One
- 454 Two

456 VITALITY POOLS

- 457 Optimal / Wellness / Comfort / Sport
- 459 Playa / Playa Living

460 HYDRO LEISURE ELEMENTS

480 SPA RANGE

482 STAINLESS STEEL SPAS

- 482 Vulcano
- 482 Mercurio
- 483 Venus
- 483 Neptuno
- 484 Zeus
- 484 Apolo 6
- 485 Apolo 8
- 485 Apolo 10

486 ACRYLIC SPAS

- 486 Odisea 20
- 486 Mirage 40
- 487 Roma
- 487 Tokyo 70
- 488 Verona
- 488 Olympia
- 489 Hotel Spa

492 KITS FOR SPAS

- 492 Optional Kits for spas

493 COMPLEMENTS FOR SPAS

494 NORDIC BATHS

EMOTIONAL SHOWERS

- + Hydrotherapy helps treat the most diverse illnesses, practically any ailment you can imagine, using pressure exerted on the body, simple showers or ones that use certain products, the top-down effect of jets, and localized therapy that stimulates the metabolism, nervous system, and blood flow by either holistically treating the body or with a more targeted solution using water with contrasting temperatures.
- + AstralPool's range of treatment showers features top-of-the-line parts. Designed for professional use, they are low-maintenance, easy to install, and equipped for long-term use.












EMOTIONAL SHOWERS

The emotional showers and tunnels combines fully programmed water, light, and temperature effects. The perfect fit for designs that incorporate water and moods created by lights, sounds, and fragrances.

ASTRALPOOL 

TYPES OF JETS

	<p>RAIN</p> <p>Delicate on the skin, the rain jet tickles it causing a pleasant, stimulating and relaxing sensation.</p>		<p>NEBULIZED</p> <p>The nebulized jet slips in the environment, wrapping the body in a cosy and regenerating cloud of water.</p>		<p>TROPICAL</p> <p>A constant and powerful jet, with an embracing and revitalizing effect, massaging the body and recharging its energy.</p>
	<p>WATERFALL</p> <p>The powerful gesture of the waterfall absorbs us and, through the skin contact, communicates its energizing force to the whole body.</p>		<p>AERATED</p> <p>Water and air mix and enhance each other, massaging the body and inducing creativity and dynamism.</p>		<p>ATOMIZED</p> <p>By reducing the water into tiny particles, the atomized jet gives a refreshing and relaxing feeling of wellbeing.</p>
	<p>TROPICAL AERATED</p> <p>The mix between tropical and aerated jets creates the effect of a dense rain which, descending, relieves and reduces muscular tension.</p>		<p>LED + NEBULIZED</p> <p>A mixture of different therapies and effects, the LED light optimizes and enriches the regenerating effects of nebulization.</p>		<p>LED + ATOMIZED</p> <p>The fusion of water particles and LED light heat enhances and intensifies the delicate touch of the atomized jet.</p>




ACCESSORIES

ASTRALPOOL 

			
Audio	Water aromatherapy	Air aromatherapy	Additional external thermostatic

CONTROLS


ASTRALPOOL 

		
<p>MANUAL</p> <p>Control (on/off) each shower jets through the keypad (as many buttons as types of jets).</p>	<p>SEQUENCE</p> <p>Activate the pre-programmed sequence of the different shower jets pressing only one button.</p>	<p>MULTI SEQUENCE (SENSE PRO MODEL ONLY)</p> <p>Activate the programmed sequence you want depending on your needs. Scheduled sequences: RELAX / BALANCE / SPORT / ENERGY</p>

EMOTIONAL SHOWERS

ASTRALPOOL

SENSE PRO



RGB Lighting



- Square shower head for recessed installation 700x700 mm.
- Complete kit with control box for jets, lights, water temperature, and installation system. Includes built-in wall-mounted IP67 keypad in stainless steel with 4 buttons and 7-module flush mount box (type 506) with electronic control to manage 4 pre-configured programs: Relax, Energy, Balance, Sport. 12V load transformer.
- Materials: stainless steel plate with ultra-mirror finish, liquid silicone anti-lime membrane.
- Ceiling depth: 150 mm.
- Water supply 1/2" (inch)
- Operating pressure: 1.5 / 5 bar.

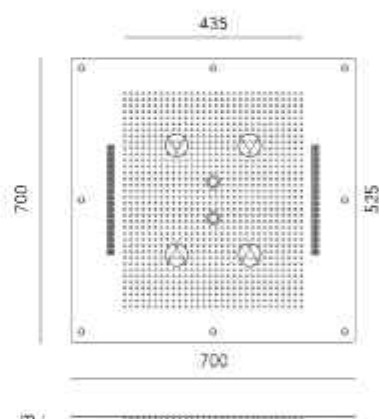
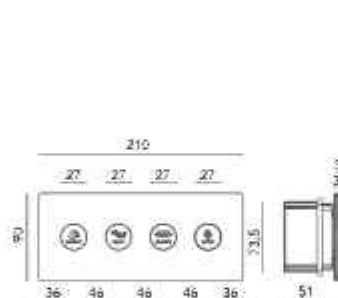
Code

Sense Pro

AF-FL001

TECHNICAL FEATURES




Code	Description	Lighting	Jets	Size (cm)	Control	Optionals
AF-FL001	SENSE PRO	RGB		70 x 70	4 preset programs	-



EMOTIONAL SHOWERS

AQUA

ASTRALPOOL

Aqua
RGB LightingAqua White
White LightingAqua Nude
No Lighting

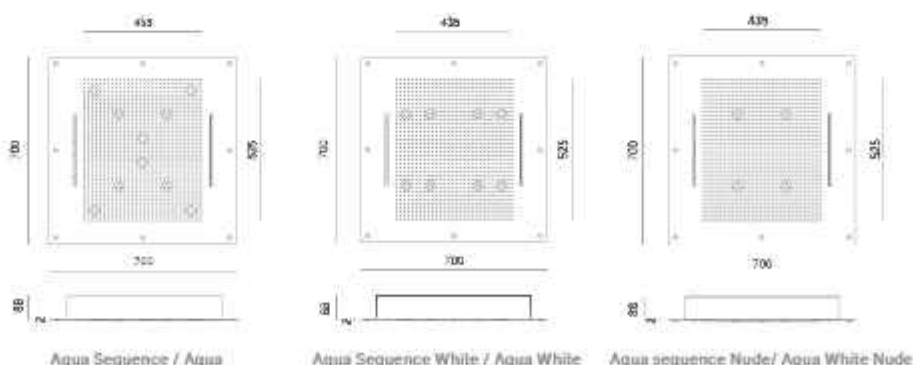
- Square shower head for recessed installation 700x700 mm. 4 water patterns: 1 rain jet, 4 mist jets, 1 tropical jet, and 1 waterfall jet.
- Aqua sequence and Aqua: includes 6 LED lights with chromotherapy.
- Aqua White sequence White and Aqua White: includes 4 LED bench lights.
- Ultra-mirror stainless steel plate, liquid silicone anti-lime membrane.
- Ceiling depth: 100 mm.
- Water supply 1/2" (inch)
- Operating pressure: 1.5 / 5 bar.
- Recommended pressure: 3 bar.
- Complete kit with installation system.

Code

Aqua Sequence Shower	AF-FL002
Aqua Sequence White Shower	AF-FL003
Aqua Sequence Nude Shower	AF-FL004
Aqua Shower	AF-FL005
Aqua White Shower	AF-FL006
Aqua Nude Shower	AF-FL007

TECHNICAL FEATURES

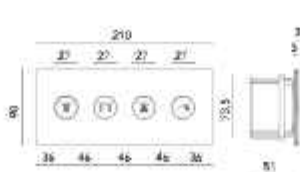
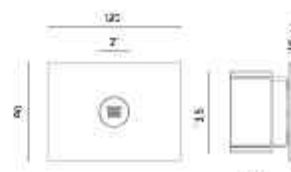
Code	Description	Lighting	Jets	Size (cm)	Control	Optionals
AF-FL002	AQUA SEQUENCE	RGB	   	70 x 70	Sequence (1 button)	  
AF-FL003	AQUA SEQUENCE WHITE	WHITE	   	70 x 70	Sequence (1 button)	  
AF-FL004	AQUA SEQUENCE NUDE	-	   	70 x 70	Sequence (1 button)	  
AF-FL005	AQUA	RGB	   	70 x 70	Manual (4 buttons)	  
AF-FL006	AQUA WHITE	WHITE	   	70 x 70	Manual (4 buttons)	  
AF-FL007	AQUA NUDE	-	   	70 x 70	Manual (4 buttons)	  



Aqua Sequence / Aqua




Aqua Sequence White / Aqua White

Aqua sequence Nude / Aqua White Nude

Control: Aqua sequence / Aqua Sequence
White / Aqua sequence nude

Control: Aqua / Aqua White / Aquanude

INFINITY

Infinity
RGB LightingInfinity White
White LightingInfinity Nude
No Lighting


- Square shower head for recessed ceiling installation 420 x 420 mm. 3 water patterns: 1 rain jet, 2 mist jets and 1 waterfall jet.
- Infinity sequence and Infinity: includes 4 LED lights with chromotherapy.
- Infinity sequence White and Infinity White: includes 2 white LED lights.
- Ultra-mirror stainless steel plate, liquid silicone anti-lime membrane.
- Ceiling depth: 100 mm.
- Water supply: 1/2" (inch)
- Operating pressure: 1,5 / 5 bar.
- Recommended pressure: 3 bar.
- Complete kit with installation system.

Code


Infinity Sequence Shower	AF-FL008
Infinity Sequence White Shower	AF-FL009
Infinity Sequence Nude Shower	AF-FL010
Infinity Shower	AF-FL011
Infinity White Shower	AF-FL012
Infinity Nude Shower	AF-FL013

TECHNICAL FEATURES

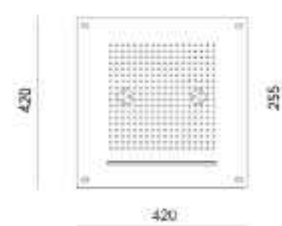
Code	Description	Lighting	Jets	Size (cm)	Control	Optionals
AF-FL008	INFINITY SEQUENCE	RGB	  	42 x 42	Sequence (1 button)	  
AF-FL009	INFINITY SEQUENCE WHITE	WHITE				
AF-FL010	INFINITY SEQUENCE NUDE	-				
AF-FL011	INFINITY	RGB	  	42 x 42	Manual (3 buttons)	  
AF-FL012	INFINITY WHITE	WHITE				
AF-FL013	INFINITY NUDE	-				




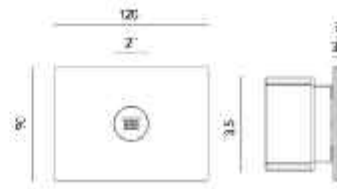
Infinity Sequence / Infinity



Infinity Sequence White / Infinity White



Infinity Sequence Nude / Infinity Nude



Control: Infinity Sequence / Infinity
Sequence White / Infinity Sequence Nude

Control: Infinity / Infinity White / Infinity nude

EMOTIONAL SHOWERS

ASTRALPOOL

VITA

Vita
RGB LightingVita
White LightingVita
No Lighting

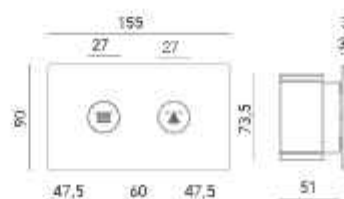
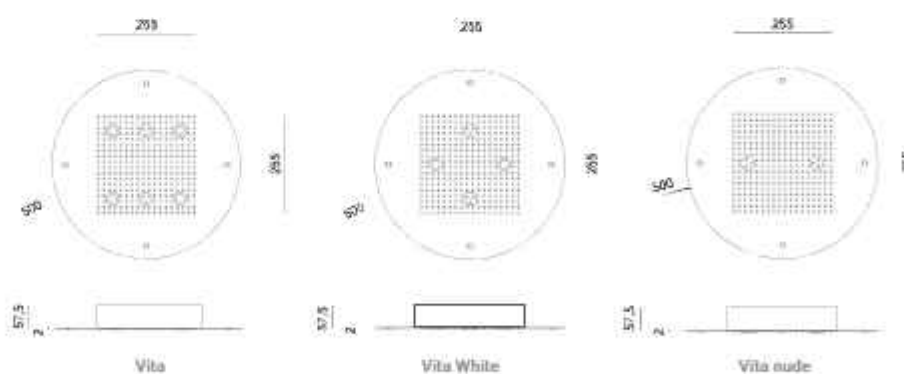
- Rounded shower head for recessed ceiling installation Ø500 mm. 2 water patterns: 1 rain jet and 2 mist jets.
- Infinity sequence and Infinity: includes 4 LED lights with chromotherapy.
- Infinity sequence White and Infinity White: includes 2 white LED lights.
- Ultra-mirror stainless steel plate, liquid silicone anti-lime membrane.
- Ceiling depth: 100 mm.
- Water supply: 1/2" (inch)
- Operating pressure: 1.5 / 5 bar.
- Recommended pressure: 3 bar.
- Complete kit with installation system,

Code

Vita Shower	AF-FL014
Vita White Shower	AF-FL015
Vita Nude Shower	AF-FL016

TECHNICAL FEATURES












Code	Description	Lighting	Jets	Size (cm)	Control	Optionals
AF-FL014	VITA	RGB	 	Ø 50	Manual (2 buttons)	  
AF-FL015	VITA WHITE	WHITE				
AF-FL016	VITA NUDE	-				



Control: Vita / Vita White / Vita nude

EMOTIONAL SHOWERS

SUMMARY TABLE

Code	Description	Lighting	Jets	Dimensions (cm)	Control	Accessories
AF-FL001	Sense Pro	RGB		70 x 70	4 Pre-set programs (Relax, Sport, Balance, Energy) (MULTISEQUENCE)	-
AF-FL002	Aqua Sequence	RGB				
AF-FL003	Aqua Sequence White	WHITE		70 x 70	1 button to start the water sequence (SEQUENCE)	
AF-FL004	Aqua Sequence Nude	-				
AF-FL005	Aqua	RGB				
AF-FL006	Aqua White	WHITE		70 x 70	4 buttons, 1 to start each water effect. (MANUAL)	
AF-FL007	Aqua Nude	-				
AF-FL008	Infinity Sequence	RGB				
AF-FL009	Infinity Sequence White	WHITE		42 x 42	1 button to start the water sequence (SEQUENCE)	
AF-FL010	Infinity Sequence Nude	-				
AF-FL011	Infinity	RGB				
AF-FL012	Infinity White	WHITE		42 x 42	3 buttons, 1 to start each water effect. (MANUAL)	
AF-FL013	Infinity Nude	-				
AF-FL014	Vita	RGB				
AF-FL015	Vita White	WHITE		Ø 50	2 buttons, 1 to start each water effect. (SEQUENCE)	
AF-FL016	Vita Nude	-				



EMOTIONAL TUNNELS

AQUA



- Materials: Ultra-mirror stainless steel plate, liquid silicone anti-lime membrane.
- Ceiling depth: 100 mm.
- Water supply: 1/2" (inch)
- Operating pressure: 1.5 / 5 bar.
- Recommended pressure: 3 bar.
- The inverted path accessory (not included) makes it possible to run the sequence in reverse.








Code

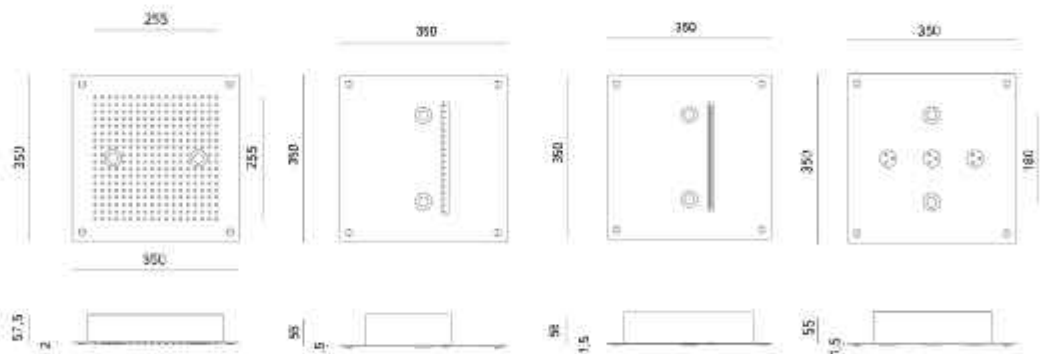
Aqua

AF-FL033



TECHNICAL FEATURES

Code	Description	Lighting	Jets	Size (cm)	Control	Optionals
AF-FL033	AQUA	RGB	   	35 x 35	1 button	  

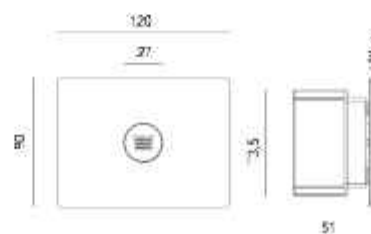


1 rain jet with 2 LED lights with chromotherapy included.

1 tropical jet with 2 LED lights with chromotherapy included.

3 mist jets including 2 LED lights with chromotherapy.

3 atomized jets including 2 LED lights with chromotherapy.



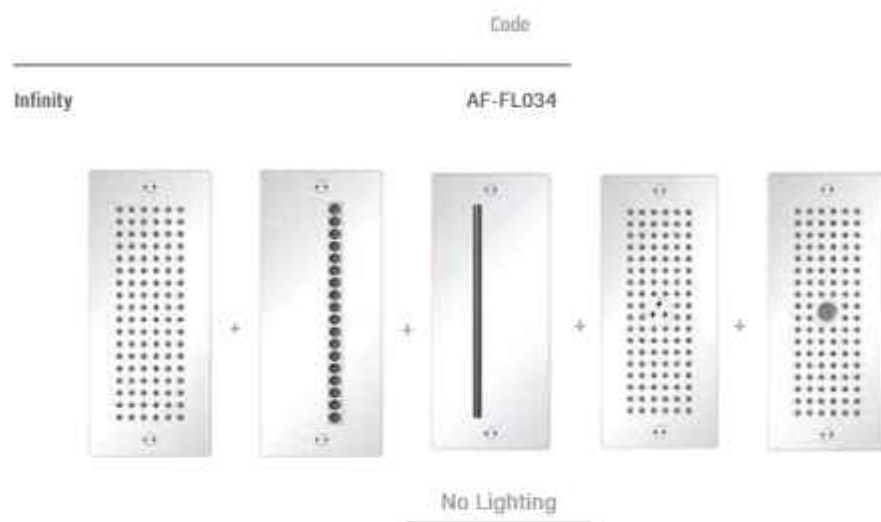
Sequence activation with button.
(Optional: reverse path)

EMOTIONAL TUNNELS

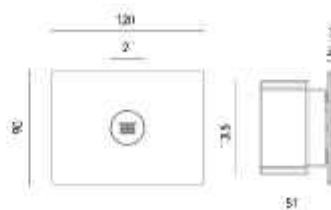
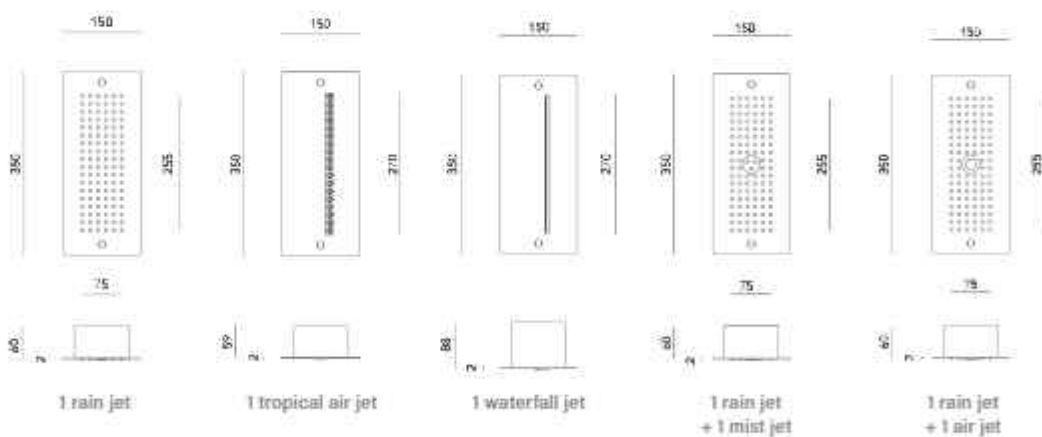
INFINITY



- Materials: Ultra-mirror stainless steel plate, liquid silicone anti-lime membrane.
- Ceiling depth: 100 mm.
- Water supply: 1/2" (inch)
- Operating pressure: 1.5 / 5 bar.
- Recommended pressure: 3 bar
- The inverted path accessory (not included) makes it possible to run the sequence in reverse.



TECHNICAL FEATURES						
Code	Description	Lighting	Jets	Size (cm)	Control	Optionals
AF-FL034	INFINITY	NO		5 x 35 x 15	1 button	




Sequence activation with button.
(Optional: reverse path)

EMOTIONAL TUNNELS

VITA


ASTRALPOOL

- Materials: Ultra-mirror stainless steel plate, liquid silicone anti-lime membrane.
- Ceiling depth: 100 mm.
- Water supply: 1/2" (inch)
- Operating pressure: 1.5 / 5 bar.
- Recommended pressure: 3 bar.
- The inverted path accessory (not included) makes it possible to run the sequence in reverse.



TECHNICAL FEATURES

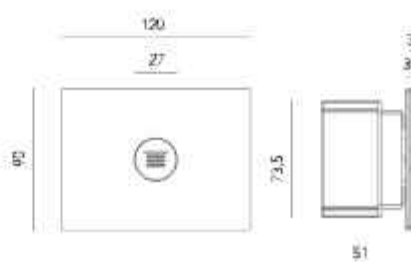
Code	Description	Lighting	jets	Size (cm)	Control	Optionals
AF-FL035	VITA	RGB		2 x 35 x 15 1 x 35 x 35	1 button	



1 rain jet and 1 air jet

1 rain jet and 1 mist jet
including 2 LED lights with
chromotherapy.

1 rain jet



1 air tropical jet

CONTRAST SHOWERS

BUCKET

ASTRALPOOL



- Cube attached to the wall or ceiling.
- Capacity: 4.5 - 7.5 liters
- Size of upper diameter: 305 mm
- Height: 270mm
- Chain height: 630mm
- Pivot radius: 480mm
- Pipe connection: 1/2"

Code

Bucket Cube Shower

87038

COLD

ASTRALPOOL

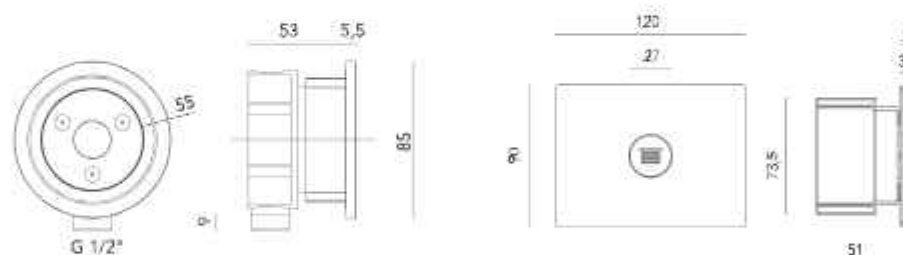


- Built-in round chrome bodyjet with sequential control, with nebulized jet. Includes RGB led for chromotherapy and control of temperature.
- Water supply connection: 1/2" inch
- Absorption 350 mA

Code

Cold - Contrast Shower

AF-FL037



HOT & COLD

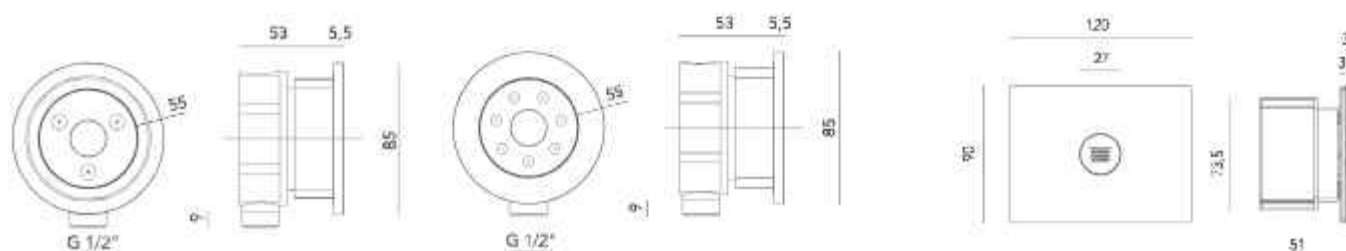
ASTRALPOOL

- Built-in round chrome bodyjet with sequential control, with nebulized and atomized jet. Includes RGB led for chromotherapy and control of temperature.
- Water supply connection: 1/2" inch
- Absorption 350 mA

Code

Hot & Cold - Contrast Shower

AF-FL038



HORIZONTAL SHOWERS

HORIZONTAL SHOWER

ASTRALPOOL



Horizontal shower and massage, in mirror-finish stainless steel, for mounting on the ceiling, with electronic water mixer, chromotherapy and touch control panel to manage 4 pre-configured programs (sport, energy, relaxation, balance) or manual start.

Hydraulic characteristics:

- Water supply works with hot and cold water.
- Pressure 2 ÷ 5 bar.
- Recommended pressure 3 bar.
- For pressures higher than 5 bar, we suggest installing a pressure reducer.
- Cold water temperature 10 ° ÷ 15 ° C
- Hot water temperature 55 ° ÷ 65 ° C
- Optimum hot water flow 15 l / m.

NB:

- A drainage of water in the ground is necessary to release the flow of water.
- It is suggested to install a water softener for water with hardness higher than 15/18 degrees F°

Electrical characteristics:

- Electrical supply 100-240V - 50 ÷ 60Hz
- 12V operation control panel.
- Maximum absorption 100W
- We suggest installing a dedicated RCCB.

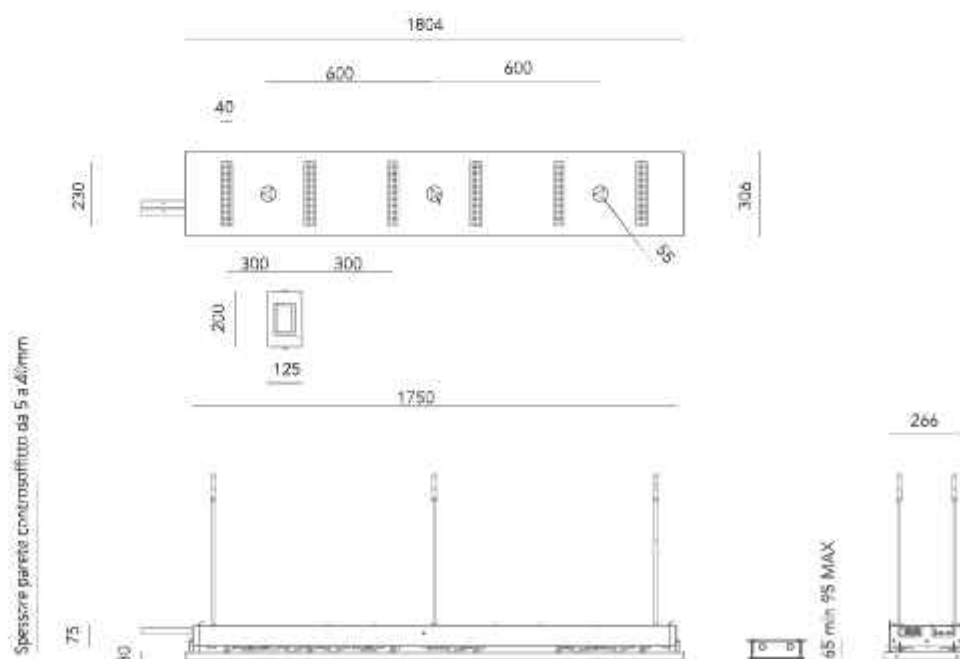
Code

Horizontal Shower

AF-FL036

TECHNICAL FEATURES

Code	Description	Lighting	Jets
AF-FL036	Horizontal Shower	RGB	



3 METERS KNEIPP

ASTRALPOOL



- 8 bodyjets (4 nebulized + 4 atomized) built in chrome plated brass with sequence control.
- Led RGB for chromotherapy and manual temperature control is included.
- Water supply connection: 1/2" inch
- Absorption 350 mA

Code

3 meters Kneipp

AF-FL039



5 METERS KNEIPP

ASTRALPOOL

- 16 bodyjets (8 nebulized + 8 atomized) built in chrome plated brass with sequence control.
- Led RGB for chromotherapy and manual temperature control is included.
- Water supply connection: 1/2" inch
- Absorption 350 mA

Code

5 meters Kneipp

AF-FL040

9 METERS KNEIPP

ASTRALPOOL

- 32 bodyjets (16 nebulized + 16 atomized) built in chrome plated brass with sequence control.
- Led RGB for chromotherapy and manual temperature control is included.
- Water supply connection: 1/2" inch
- Absorption 350 mA

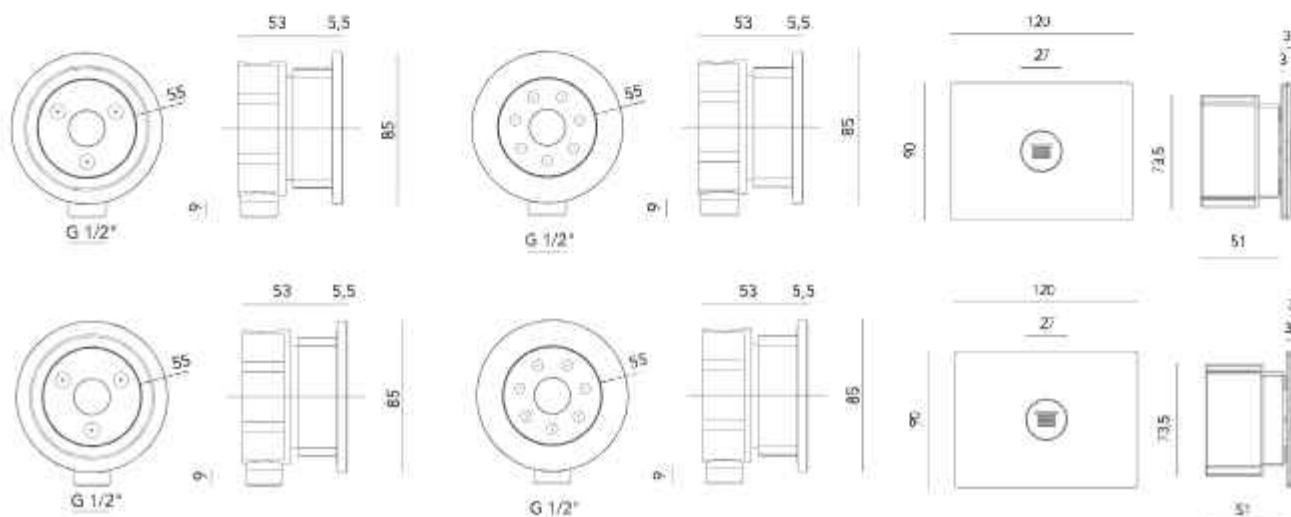
Code

9 meters Kneipp

AF-FL041

TECHNICAL FEATURES

Code	Description	Lighting	Jets	Optionals
AF-FL039	3 Meters Kneipp	RGB		
AF-FL040	5 Meters Kneipp	RGB		
AF-FL041	9 Meters Kneipp	RGB		



MINI CONTRAST POOLS

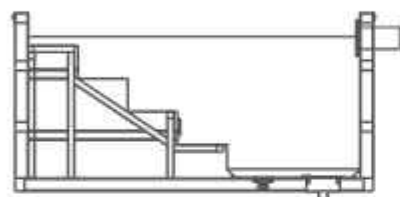
- + In the late 5th century B.C., following the example of the Greeks, the popular Roman baths incorporated cold rooms called "Frigidariums", where bathers would finish their circuit after passing through hot rooms like the steam room or the hot pool.
- + We preserve these rituals of old, fully confident in the health benefits that contrast therapy has on the body.
- + Not only is it good for the skin, but it also increases metabolism, blood flow, and stimulates the widening and narrowing of the blood vessels.



MINI CONTRAST POOLS

The mini contrast pools has health benefits for the body, not only is it good for the skin, but it also increases metabolism, blood flow, and stimulates the widening and narrowing of the blood vessels. Up to 2 minutes of use recommended.

ONE

ASTRALPOOL 

TECHNICAL FEATURES

Dimensions in cm (± 1 cm)	218 x 098 x 108
--------------------------------	-----------------

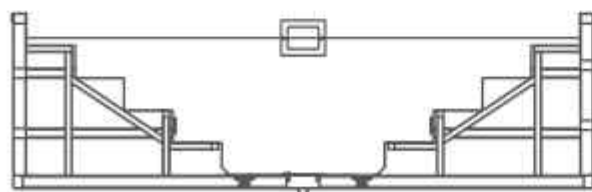
One is crafted from a single piece of AISI-316L 2-mm-thick satin-finish stainless steel. Elegant and robust design, careful finishes, and first-class materials make ONE a perfect choice for any "Frigidarium".

Code

Cold Plunge One Mini Contrast Pool

71482

TWO

ASTRALPOOL 

TECHNICAL FEATURES

Dimensions in cm (± 1 cm)	358 x 098 x 108
--------------------------------	-----------------


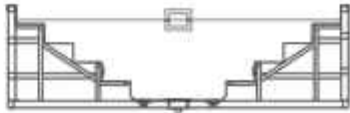
Two is crafted from a single piece of AISI-316L 2-mm-thick satin-finish stainless steel. Elegant and robust design, careful finishes, and first-class materials. It includes an entrance staircase and an exit staircase that facilitate the flow of people through the space.

Code

Cold Plunge Two Mini Contrast Pool

71483

MINI CONTRAST POOLS

MODELS	 Cold Plunge One 71482	 Cold Plunge Two 71483
GENERAL SPECIFICATIONS		
Internal dimensions	2.00 x 0.80 x 0.85 m	3.40 x 0.80 x 0.85 m
External dimensions	2.18 x 0.96 x 1.08 m	3.58 x 0.96 x 1.08 m
Positions (seats / loungers)	-	-
Water capacity	0.90 m ³	1.33 m ³
Empty weight / Full weight	300 / 1200 kg	400 / 1730 kg
CHARACTERISTICS		
No of jets	-	-
No of air nozzles	-	-
Overflow / Skimmer	Skimmer	Skimmer
Overflow aspiration	-	-
Return inlet	1	2
Bottom cleaner nozzles	1	1
Main Drain	1	1
Headrests	-	-
LED lights	1	2
Piezoelectric press buttons	No	No
OPTIONS (NOT INCLUDED)		
Stainless steel Overflow grill	No	No
Wood Overflow grill	No	No
Cover	No	No
RECOMMENDED EXT. EQUIPMENT		
Compact filtration kit	No	No
Balance tank	No	No

VITALITY POOLS

- + Opulence and elegance.
- + AstralPool's Vitality swimming pools are crafted in a single piece of satin-finish stainless steel with a non-slip bottom.
- + Ready to connect, minimizes installation times and eliminates construction work.



VITALITY POOLS

Opulence and elegance. AstralPool's Vitality swimming pools are crafted in a single piece of satin-finish stainless steel with a non-slip bottom. Ready to connect, minimizes installation times and eliminates construction work.

OPTIMAL / WELLNESS / COMFORT / SPORT

ASTRALPOOL

Code

**5 x 2.85 m**

Optimal	71501
Wellness	71502
Sport	71503

7 x 2.85 m

Optimal	71507
Wellness	71508
Comfort	71509
Sport	71510



MODELS

Optimal	Wellness	Sport	Optimal	Wellness	Comfort	Sport
71501	71502	71503	71507	71508	71509	71510

GENERAL SPECIFICATIONS

Internal dimensions	5 x 2.85 x 1.2 m			7 x 2.85 x 1.2 m			
External dimensions	5.7 x 3.6 x 1.3 m			7.7 x 3.6 x 1.3 m			
Water capacity	18 m ³			24 m ³			
Empty weight / Full weight	2300 - 20300 kg	2550 - 20550 kg	2300 - 20300 kg	2300 - 20300 kg	3100 - 27100 kg	3300 - 27300 kg	2550 - 26550 kg

CHARACTERISTICS

Skimmers	-	-	-	-	-	-	-
Overflow suction	2	2	2	2	2	2	2
Return inlet	3	4	3	3	4	4	3
Bottom cleaner nozzles	1	1	1	1	1	1	1
Main Drain	2	2	2	2	2	2	2
Projectors	2	2	2	2	2	2	2

ACCESSORIES

Ladder (3 steps)	✓	-	✓	✓	-	-	✓
Steps	-	✓	-	-	✓	✓	-
Hydromassage bench	-	✓	-	-	✓	✓	-
Hydromassage cascade	-	✓	-	-	✓	✓	-
Hydromassage water jet	-	✓	-	-	✓	✓	-
Hydromassage beds	-	-	-	-	-	✓	-
Countercurrent equipment	-	-	✓	-	-	-	✓
Cover	-	✓	-	-	✓	✓	-

RECOMMENDED EXT. EQUIPMENT

Hydraulic button and timer	-	45218 + 35761	-	-	45218 + 35761	45218 + 35761	-
Blower pump for hydro beds	-	-	-	-	-	31091	-
Blower pump for hydro bench	-	35388	-	-	35388	35388	-
Filtration equipment	27804						

OPTIMAL / WELLNESS / COMFORT / SPORT




Code

8.84 x 2.85 m

Optimal	71514
Wellness	71515
Comfort	71516
Sport	71517

11.84 x 2.85 m

Optimal	71521
Wellness	71522
Comfort	71523
Sport	71524

MODELS								
	Optimal	Wellness	Comfort	Sport	Optimal	Wellness	Comfort	Sport
	71514	71515	71516	71517	71521	71522	71523	71524

GENERAL SPECIFICATIONS

Internal dimensions	8.84 x 2.85 x 1.2 m				11.84 x 2.85 x 1.2 m			
External dimensions	9.6 x 3.6 x 1.3 m				12.6 x 3.6 x 1.3 m			
Water capacity	31 m ³				41 m ³			
Empty weight / Full weight	3050 - 34050 kg	3500 - 34500 kg	3700 - 34700 kg	3050 - 34050 kg	3650 - 44850 kg	4350 - 45350 kg	4500 - 45500 kg	3850 - 44850 kg

CHARACTERISTICS

Skimmers	-	-	-	-	-	-	-	-
Overflow suction	3	3	3	3	4	4	4	4
Return inlet	4	5	5	4	5	6	6	5
Bottom cleaner nozzles	1	1	1	1	2	2	2	2
Main Drain	2	2	2	2	2	2	2	2
Projectors	2	2	2	2	3	3	3	3

ACCESSORIES

Ladder (3 steps)	✓	-	-	✓	✓	-	-	✓
Steps	-	✓	✓	-	-	✓	✓	-
Hydromassage bench	-	✓	✓	-	-	✓	✓	-
Hydromassage cascade	-	✓	✓	-	-	✓	✓	-
Hydromassage water jet	-	✓	✓	-	-	✓	✓	-
Hydromassage beds	-	-	✓	-	-	-	✓	-
Countercurrent equipment	-	-	-	✓	-	-	-	✓
Cover	-	✓	✓	-	-	✓	✓	-

RECOMMENDED EXT. EQUIPMENT

Hydraulic button and timer	-	45218 + 35761	45218 + 35761	-	-	45218 + 35761	45218 + 35761	-
Blower pump for hydro beds	-	-	31091	-	-	-	31091	-
Blower pump for hydro bench	-	35388	35388	-	-	35388	35388	-
Filtration equipment		23349				23350		

VITALITY POOLS

PISCINE
LAGHETTO

PLAYA / PLAYA LIVING

Playa is an elegant mini-pool created from great Italian design. Its soft hydromassage, hot water and its pleasant hand-woven fibers invite you to relax in a deep well-being both indoors and outdoors.

Playa Living, the evolution of the Playa model, incorporates soft cushions and sofas. This mini-pool transforms your space into a complete oasis of relaxation adding an elegant touch of sophistication.

TECHNICAL FEATURES

Code	Model	Total Dimensions (W x L x H) cm	Water Dimensions (W x L x H) cm	Volume (L)	Panel Color	Ref. Lagetto
67338	Playa 1 / Standard	220x220x70	180x140x55	1200	Coffee	KITDVPLA1BICF1G
67339					White	KITDVPLA1BIB1G
69349					Grey	KITDVPLA1BIGR1G
67340	Playa 2 / Standard	320x220x70	180x240x55	2000	Coffee	KITDVPLA2BICF1G
67341					White	KITDVPLA2BIB1G
69351					Grey	KITDVPLA2BIGR1G
69355	Playa 3 / Standard	420x220x70	180x340x55	3000	Coffee	KITDVPLA3BICF1G
69356					White	KITDVPLA3BIB1G
69358					Grey	KITDVPLA3BIGR1G
67342	Playa 1 / Bubbles & Heater	220x220x70	180x140x55	1200	Coffee	KITDVPLAR1BICF1G
67343					White	KITDVPLAR1BIB1G
69352					Grey	KITDVPLAR1BIGR1G
67344	Playa 2 / Bubbles & Heater	320x220x70	180x240x55	2000	Coffee	KITDVPLAR2BICF1G
67345					White	KITDVPLAR2BIB1G
69354					Grey	KITDVPLAR2BIGR1G
69361	Playa 3 / Bubbles & Heater	420x220x70	180x340x55	3000	Coffee	KITDVPLAR3BICF1G
69363					White	KITDVPLAR3BIB1G
69364					Grey	KITDVPLAR3BIGR1G

Panels



COFFEE

WHITE

GREY

Upholstery (Living Option)

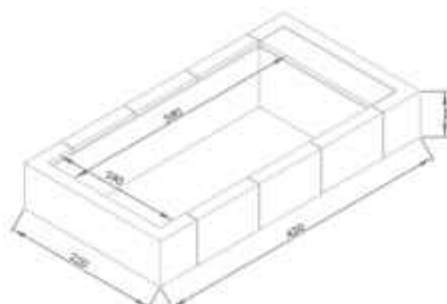
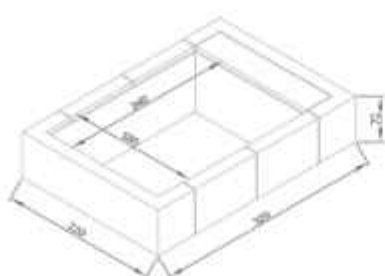


NATURAL-N

WATER-W

BROWN-B

GREY-G



HYDRO LEISURE ELEMENTS

- + There are many variations of hydrotherapy, with spa water elements providing remarkable benefits that both relax and stimulate the nervous system.
- + AstralPool's range of hydrotherapy products, made of stainless steel, includes both outdoor pool elements and indoor sets. The clean, elegant design is paired with the finest finishes.
- + It releases the body's tension in a massage circuit using pressurized water.



POOL SURROUND CASCADE



A cascade for the pool surround designed to create an intense yet deeply relaxing curtain of water. This accessory is made from mirror-polished AISI 316 stainless steel and has to be ordered with the anchor plate for secure installation.

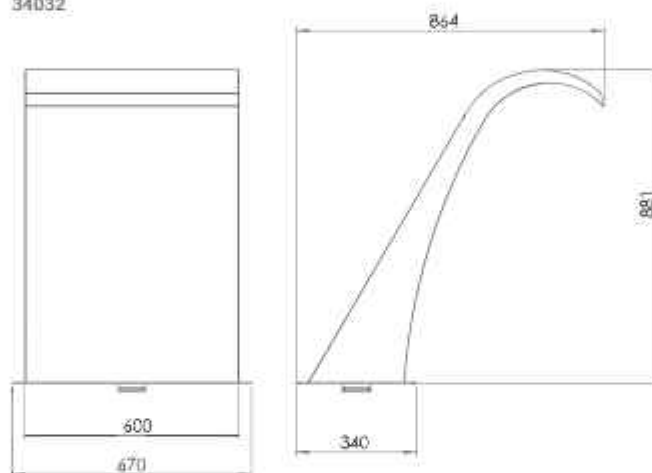
	Code
Pool Surround Cascade	34032
Anchoring Plate	34033

Complementary accessories

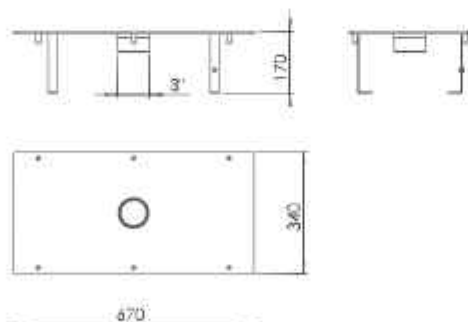
Recommended pump*	65570
Suction concrete	30765
Suction liner	45210
Push button and timer	45219+35761

* For a total water pressure head loss of 10 m.w.c.

34032



34033



POOL SURROUND WATER JET



Water jet for pool surround, featuring swan-neck shaped cylindrical section, providing a high-pressure jet of water for a relaxing cervical massage. This accessory is made from polished AISI -316 stainless steel and has to be ordered with the anchor plate for secure installation.

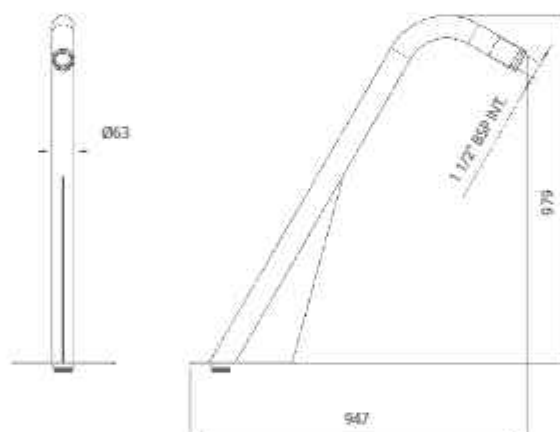
	Code
Pool Surround Water Jet	34039
Anchoring Plate	34040
Uniform pressure nozzle	34041
Double pressure nozzle	34042
Diffuser spray nozzle	34043
Fan spray nozzle	34044

Complementary accessories

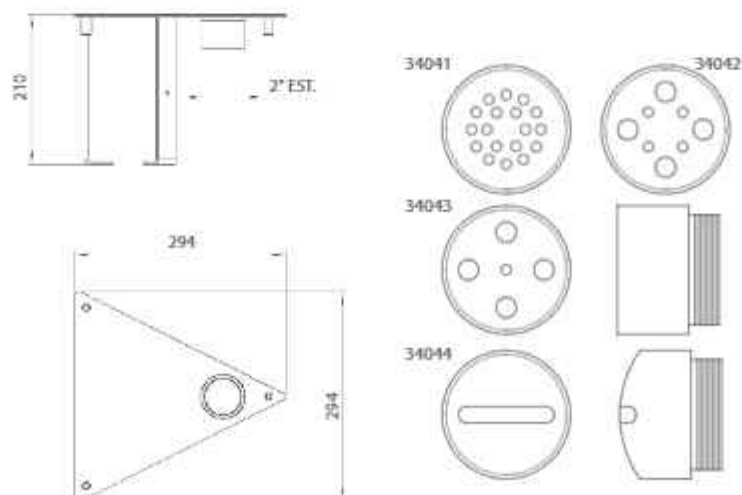
Recommended pump*	65570
Suction concrete	30765
Suction liner	45210
Push button and timer	45219+35761

* For a total water pressure head loss of 14 m.w.c.

34039



34040



HYDRO LEISURE ELEMENTS

WALL-MOUNTED WATER JET

ASTRALPOOL



Wall-mounted water jet with cylindrical cross-section. Designed to produce multiple high-pressure water jets for a back and shoulder massage of medium intensity, depending on model. This accessory is manufactured from polished AISI-316 stainless steel. Anchor system for wall mounting.

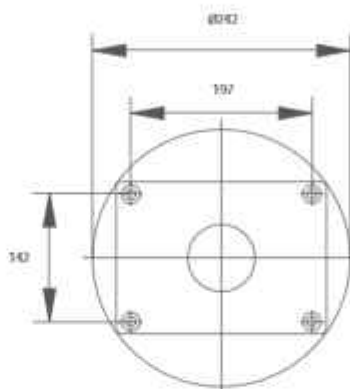
Code

Wall-mounted circular water jet Ø84
Rectangular concrete pool anchor

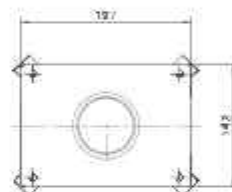

34464

19983

34464



19983



CERVICAL MASSAGE JET

ASTRALPOOL

The Astralpool's Neck massage has 6 jets oriented with focus on the cervical area. Its medium massage intensity allows its use for a long time. Ideal to install on the seating area. It is an element made of polished stainless steel AISI-316.

Code

Cervical Massage Jet

60792

Complementary accessories

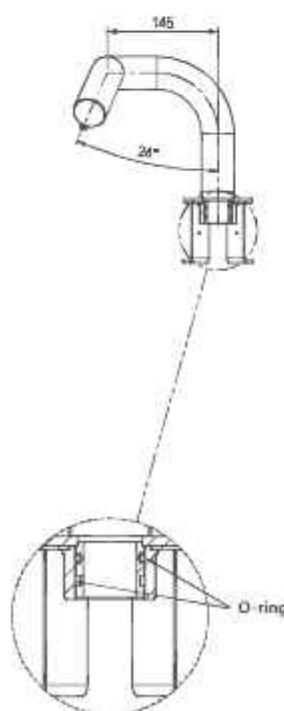
Recommended pump* 65558

Suction concrete 19987

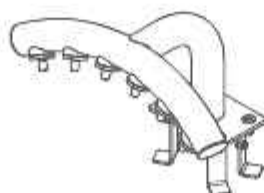
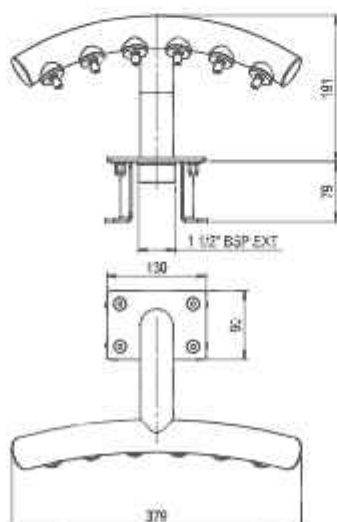
Suction liner 20091

Push button and timer 45219+35761

* For a total water pressure head loss of 8 m.w.c.



DETAIL A
SCALE 1 : 2



MASSAGE NOZZLES

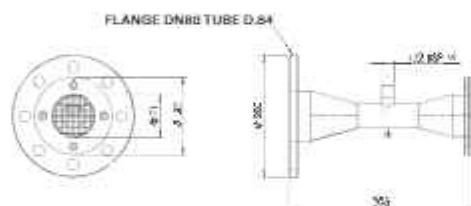


Set comprising three massage effect nozzles, using a combination of water and air to stimulate calves, thighs and hips. These are hung in a vertical arrangement on the wall of the pool, at a height of 30, 60 and 90 cm from the pool bottom. The set is completed with a polished rounded stainless steel handrail which can either be attached to the pool surround or the wall of the pool itself. This handrail serves two functions - it gives pool users something to hold onto whilst allowing air to enter through holes situated along its length which is then directed to the nozzle by the so-called Venturi effect.

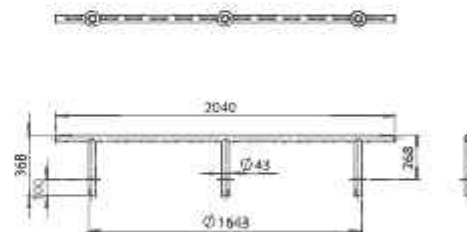
	Code
3 Massage Nozzle Kit for Concrete	43049
Handrail for massage nozzle set	34050
Complementary accessories	
Water feature concrete	34049 + 34050
Water feature liner	40981 + 34050
Recommended pump*	08003
Suction concrete	35368
Push button and timer	45219+35761-

* For a total water pressure head loss of 10 m.w.c.

34049



34050



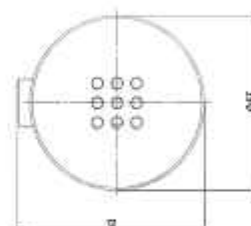
HYDROMASSAGE MINI JET



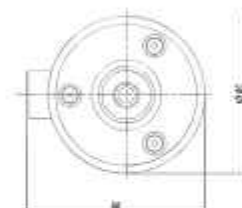
Hydromassage jet system, specifically designed to be situated in areas where there are benches, water channels etc. Whenever an intense, localized massage is required. The acceleration of the water jet resulting from the Venturi effect creates hundreds of thousands of tiny air bubbles which further intensify the massage effect.

	Code
9 Nozzle Trim and Minijet Set	41282
Ball minijet trim set	41283

41282

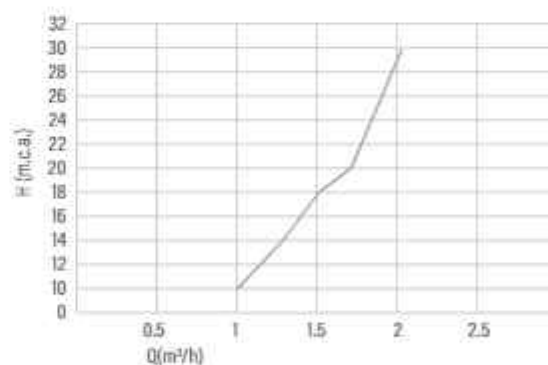


41283



TECHNICAL FEATURES

Pressure (m.c.a.)	Water flow (m ³ /h)	Observation
10	1	
12	1.2	
14	1.3	
16	1.4	
18	1.5	
20	1.6	
22	1.65	
24	1.7	
26	1.8	
28	1.9	
30	2	



HYDRO LEISURE ELEMENTS

DYNAMIC HYDRO-CHANNEL JET

ASTRALPOOL 

Comprised of a set of water jet nozzles in mirror-polished stainless steel which, when situated and directed correctly, provide a flow of water using recycled pool water. Creates water currents of varying strengths.

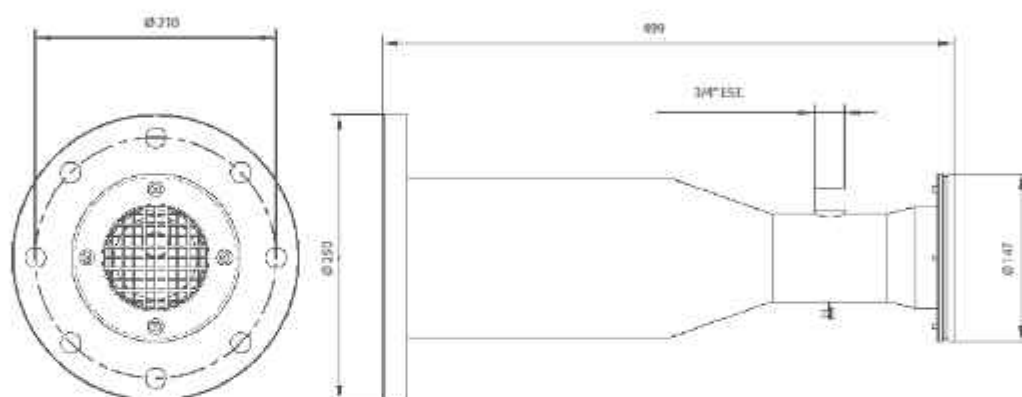
Code

Dynamic Hydro-Channel Jet Concrete	34055
------------------------------------	-------

Complementary accessories

Water feature concrete	34055
Recommended pump*	08003
Suction concrete	30765
Suction liner	45210
Push button and timer	45219+35761

* For a total water pressure head loss of 10 max.c.



POOL FLOOR MASSAGE GRILLS

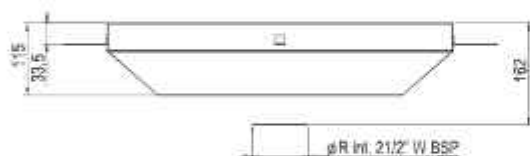


Pool floor massage effect air bubble generator. Cylindrical polished stainless steel accessory to be installed in pool floors, specially prepared for concrete pools. Available for liner installation on request.

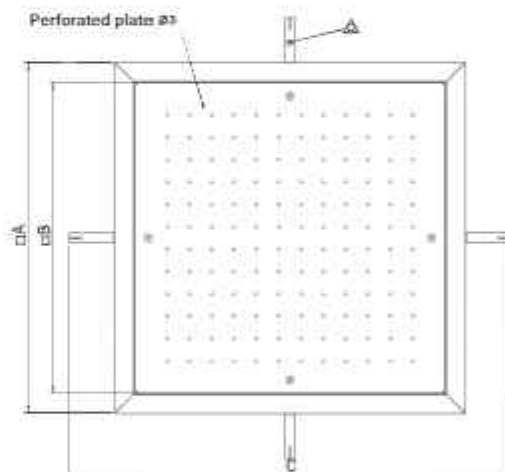
	Code
Hydromassage grill Ø300 mm concrete	35078
Hydromassage grill 300 x 300 mm concrete	35077
Hydromassage grill 500 x 500 mm concrete	35074
Hydromassage grill 675 x 675 mm concrete	35075
Hydromassage grill 750 x 750 mm concrete	35076

Water feature concrete	Recommended air blower*	Push button and timer
35078	35388	45219 + 35761
35077	35388	45219 + 35761
35074	31091	45219 + 35761
35075	31091	45219 + 35761
35076	31091	45219 + 35761

* For a total water pressure head loss of 120 mbar.



Code	A	B	C
35074	550	490	692
35075	675	615	830
35076	750	690	905
35077	300	240	455



HYDRO LEISURE ELEMENTS

BUBBLE SNAKE

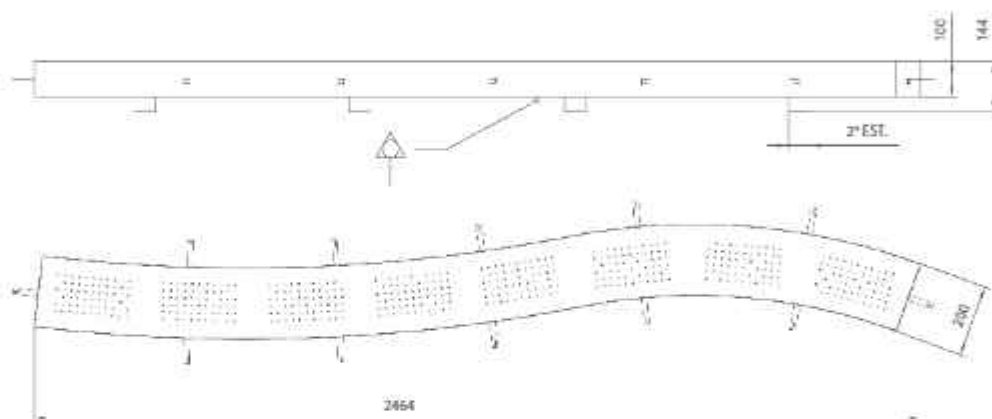
ASTRALPOOL



Elongated pool floor massage effect air bubble generator. The casing is made from polished stainless steel in the form of a long snake, to be installed in pool floors. The steel sheeting has holes along its length to allow the bubble to escape and create the desired effect.

	Code
Bubble snake for concrete	34048
Complementary accessories	
Water feature concrete	34048
Water feature liner	40980
Recommended air blower*	31092
Push button and timer	45219+35761

* For a total water pressure head loss of 120 mbar.



HYDROMASSAGE BENCH



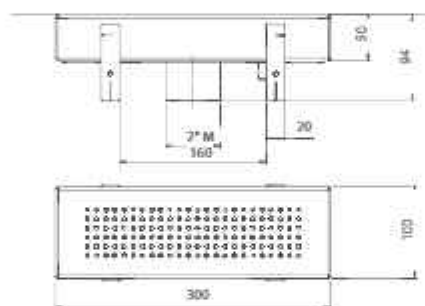
Elongated massage effect air bubble generator for pool floor and/or bench for feet and buttocks. Polished AISI 316 rectangular or semi-circular stainless steel casing accessory for mounting on pool bottoms or benches. The steel sheeting has holes along its length to allow the bubble to escape and create the desired effect.

	Code
300 mm Model for Concrete	60714
300 mm Model Liner	60746
600 mm Model for concrete	34051
1200 mm Model for concrete	34052

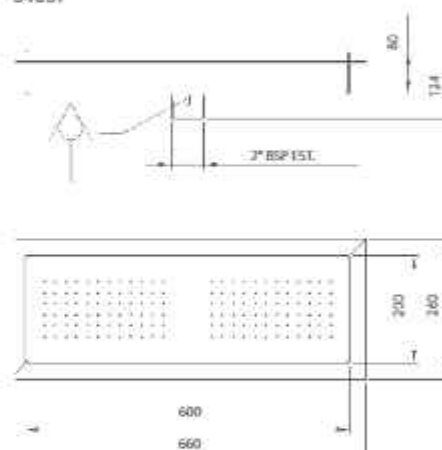
Water feature concrete	Water feature liner	Recommended air blower*	Push button and timer
34051	Request	35387	45219 + 35761
34052	Request	31091	45219 + 35761
60714	60746	35388	45219 + 35761

* For a total water pressure head less of 100 mbar.

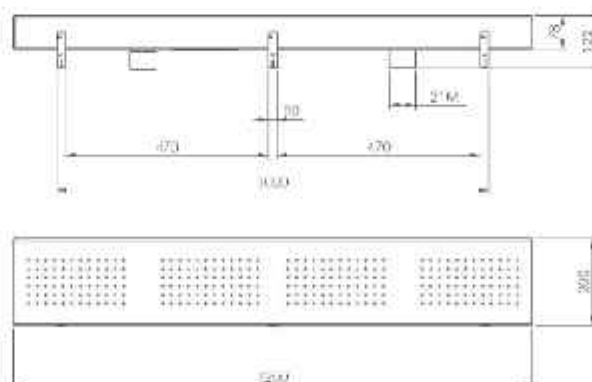
60714 68746



34051



34052



HYDRO LEISURE ELEMENTS

AIR BEDS



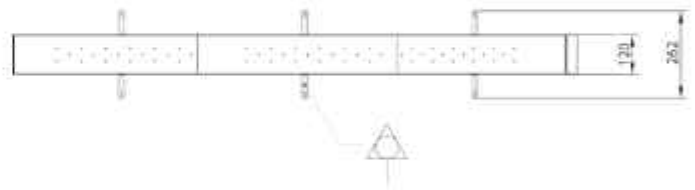
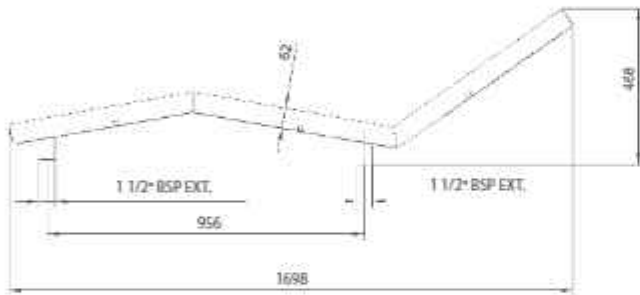
Ergonomically designed massage accessory with air jets in the back, lumbar and leg regions. The bed is comprised of stainless steel casing with air holes situated in the key massage areas. The range includes both a single and double model.

	Code
Single model for concrete	35249
Double model concrete	35250
Double model liner	41159

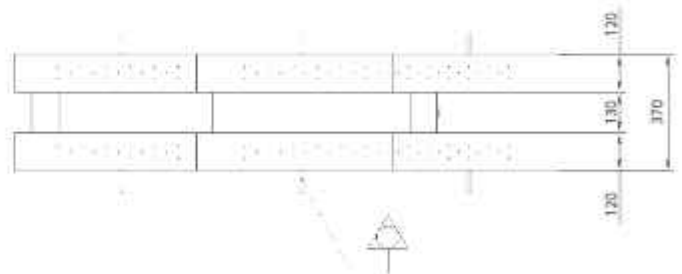
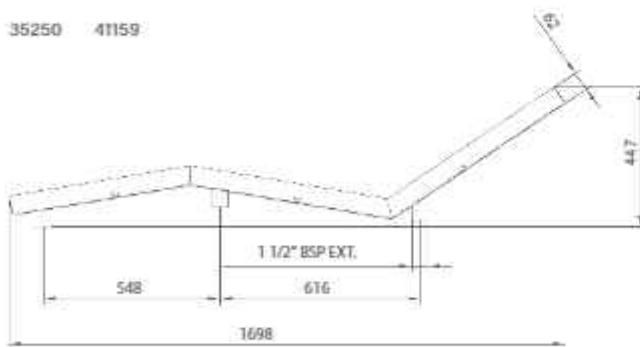
Water feature concrete	Water feature liner	Recommended air blower*	Push button and timer
35249		35388	45219 + 35761
35250	41159	31091	45219 + 35761

*For a total water pressure head loss of 100 mbar.

35249



35250 41159



HYDROMASSAGE LOUNGER



Manufactured in AISI-316 stainless steel and ergonomically designed to provide maximum comfort. The system is based on air which is injected through the base of the lounger, providing a muscle-relaxing massage. Available in two versions: embedded or installed with column.

	Code
1700 mm Embedded Lounger	31998
1700 mm Embedded Column Lounger	31996
1450 mm Embedded Column Lounger	32070
500 mm Column for lounger	31997L0500
Rectangular anchor for concrete pool	19983
Rectangular anchor for prefabricated pool	15833

Water feature concrete	Water feature liner	Recommended air blower*	Push button and timer
31998		31091	45219 + 35761
32071	41159	31091	45219 + 35761

Lounger	Column	Concrete anchoring	Liner anchoring	Recommended air blower*	Push button and timer
31996	31997	19983	15833	31091	45217 + 35761

* For a total water pressure head loss of 100 mbar.

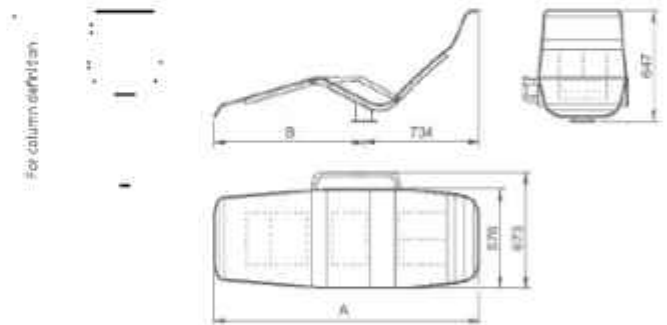
31998



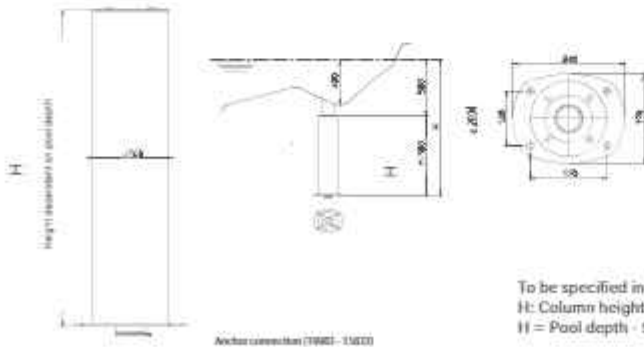
31996



32070



31997L0500



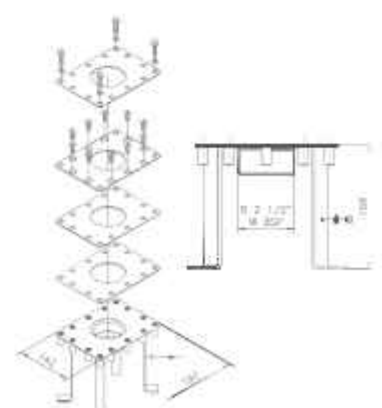
Anchor connection (19983 - 15833)

To be specified in orders.
H: Column height
H = Pool depth - 500

19983



15833



HYDRO LEISURE ELEMENTS



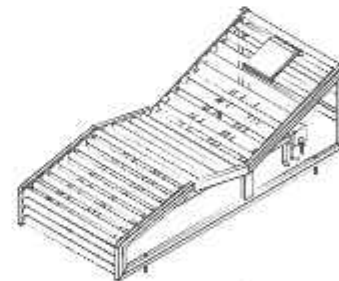

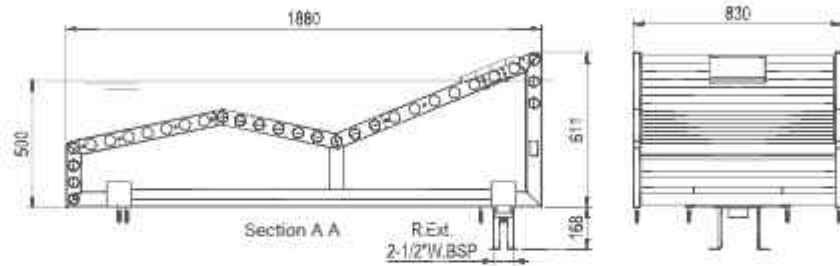
HYDROMASSAGE BED



An elegant, modern design made of stainless steel tubes. Its flexible design allows as many beds as desired to be linked in parallel, achieving variable widths adaptable to each project.

	Code
Tubular concrete hydromassage bed	58812

* Can be customised with logo.



58812



57746
1 cover

Cover
Could be assembled in the right or the left side



57747
2 covers

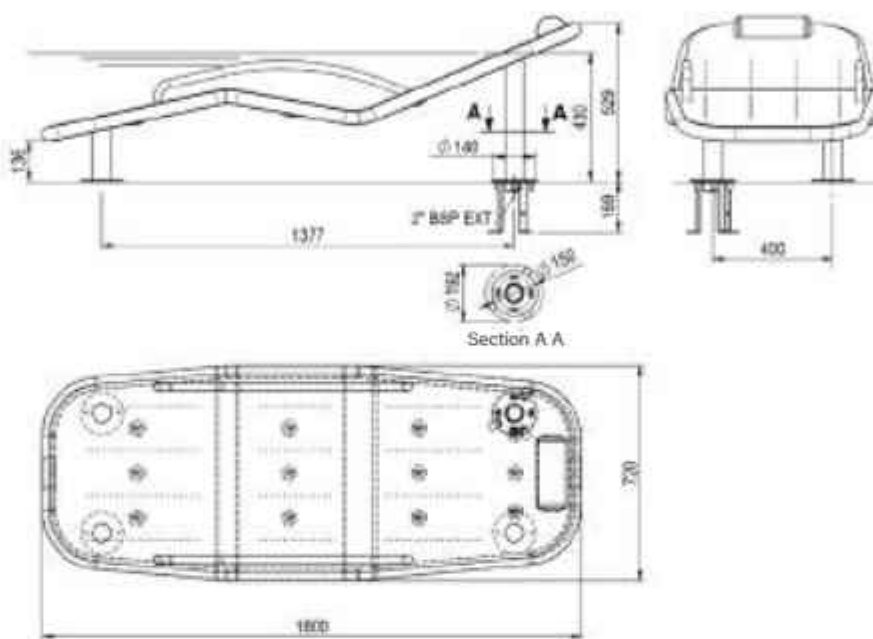


SPAECIAL HYDROMASSAGE BEDS

ASTRALPOOL

Stainless steel ergonomic waterbed for individual use. Composed of 200 air micro-outlets which provide a relaxing and pleasant massage. Easy installation.

	Code
Spaecial hydromassage bed	45665



HYDRO LEISURE ELEMENTS

HIGH FLOW SUCTION GRILLS

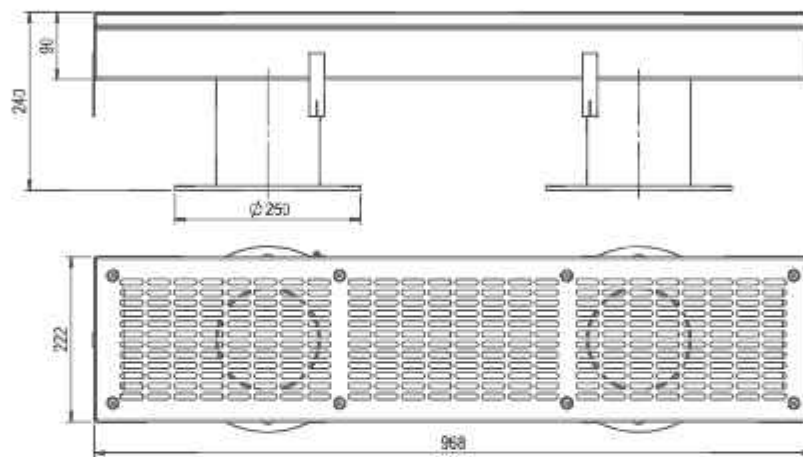


An attractive element manufactured in AISI-316 stainless steel, comprised of a frame and modular grill, this piece has been specially designed to protect the suction tubes which feature in high-flow grills.

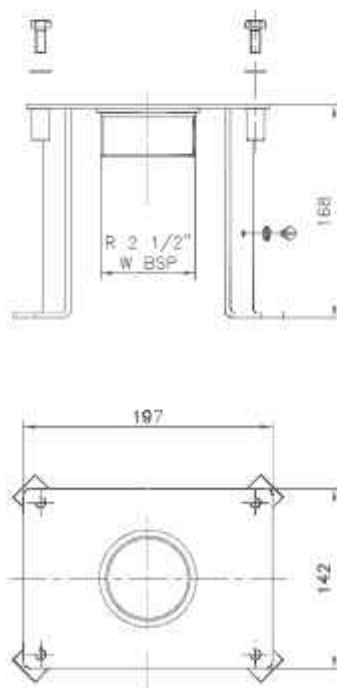
Code

High Flow Rate Suction Cabinet of 120 m ³ /h for concrete	58814
Rectangular anchor for concrete pool	19983
Rectangular anchor for prefabricated pool	15833

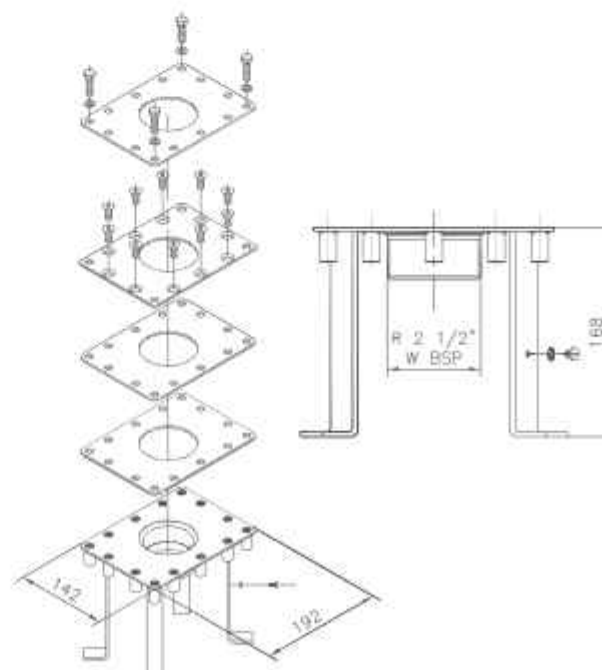
58814



19983



15833



AIR BLOWERS



Air pump designed for spas, baths, hydromassage installations and similar which produces a constant stream of air bubbles at medium and high air volume levels. It can also be used to stir up the filter bed, for example in back wash cycles where a low intensity air current is required.

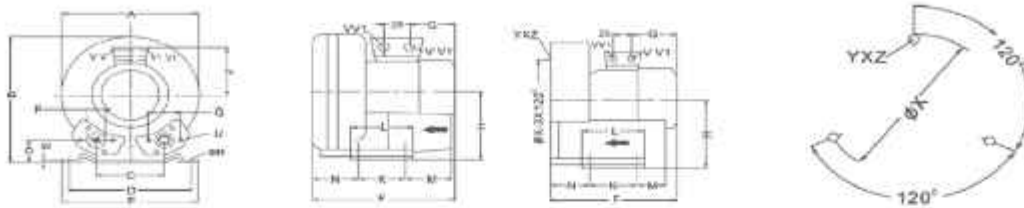
Code	Pump Power	Flow	Pressure	Voltage
35387-FG	0.75 kW 3 phase	144	190	110 / 220 V
35388-FG	0.75 kW 3 phase	144	190	220 / 380 V
31090-FG	1.1 kW single phase	216	180	220 V
31091-FG	1.3 kW 3 phase	216	180	220 / 380V
31092-FG	1.75 kW 3 phase	216	250	220 / 380 V
35389-FG	1.75 kW 3 phase	156	320	220 / 380 V
31093-FG	2.2 kW 3 phase	312	220	220 / 380 V
31094-FG	3.4 kW 3 phase	222	410	220 / 380 V
31095-FG	3.4 kW 3 phase	312	280	200 / 380 V
31096-FG	4 kW 3 phase	312	280	200 / 380 V
31097-FG	5.5 kW 3 phase		280	200 / 380 V
31098-FG	7.5 kW 3 phase		360	380 / 660 V
33970-FG	0.4 kW 3 phase			
33971-FG	1.5 kW single phase			
33972-FG	5.5 kW 3 phase			
33973-FG	11 kW 3 phase			

COMPRESSION @ 50Hz - PRESSURE (mbar) / FLOW (m³/h)

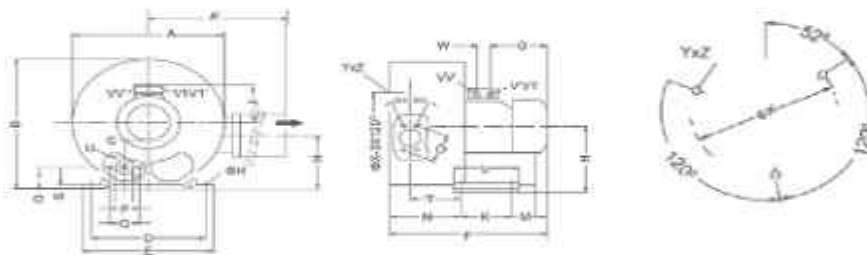
Model	Conn.	kW	0	50	75	100	125	150	175	200	225	250	275	300	325	350	375	400	425	450	475	500	525	550	600	625	650		
BL02000100400	33970-FG	1"1/4	0.4	80	58	45	33	12																					
BL04000100900	35387-FG	1"1/2	0.85	140	112	100	90	70	55																				
BL04000100900	35388-FG	1"1/2	0.85	140	112	100	90	70	55																				
BL05000101300	31091-FG	2"	1.5	210	180	165	145	125	115																				
BL05000101300	31092-FG	2"	1.5	210	180	165	145	125	115																				
BL05000101500	31090-FG	2"	1.5	210	180	165	145	125	115	90																			
BL05000101500	33971-FG	2"	1.5	210	180	165	145	125	115	90																			
BL06000102200	31093-FG	2"	2.2	320	290	270	250	230	210	200	180																		
BL06000103000	31095-FG	2"	3	320	290	270	250	230	210	200	180	165	140	120															
BL07000105500	31097-FG	2"1/2	5.5	520	490	470	430	410	395	380	355	330	305	290	255														
BL07000107500	31098-FG	2"1/2	7.5	520	490	470	430	410	395	380	355	330	305	290	255	240	220	200	180	160	130								
BL42000201600	35389-FG	1"1/2	1.6	150	135	130	125	120	115	100	95	90	85	75															
BL52000203000	31094-FG	2"	3	230	220	210	195	185	175	170	165	155	145	135	125	120	110	100	85	80									
BL52000204000	31096-FG	2"	4	230	220	210	195	185	175	170	165	155	145	135	125	120	110	100	85	80	70	60	50						
BL62000205500	33972-FG	2"	5.5	340	335	320	310	295	290	280	265	255	245	240	230	225	220	215	200	190	180	170	155	145					
BL92000211000	33973-FG	2"1/2	11	520	495	480	470	455	440	430	420	410	390	380	375	370	360	340	335	330	320	315	300	290	280	270			

HYDRO LEISURE ELEMENTS



AIR BLOWERS



		(I-)														(D-)																		
A	A'	B	B'	C	C'	D	E	F	F'	G	H	H'	J	K	L	M	N	O	P	P'	Q	R	S	T	U	V	V'	V1	V'	W	α	ØX	XYZ	holes X
3390-FG	246	247	90	205	220	256				135	128	101	83	108	75	71	39	67A	64	10	3				M6x9			M25x15	M16x15			140	M6x5	0°/120°/240°
3530-FG	286	302	115	225	255	292				160	154	120	95	130	70	75	46	61B	72	12	3				M6x9			M25x15	M16x15			114	M6x5	0°/120°/240°
3530H-FG	286	302	115	225	255	294				160	154	120	95	130	70	75	46	61B	72	12	3				M6x9	M16x15	M25x15					114	M6x5	0°/120°/240°
3109-FG	334	337	120	260	295	346				191	175	128	115	155	96	87	48	55	83	14	4				M16x7			M25x15	M16x15	29	200	M16x20	0°/120°/240°	
3109Z-FG	334	337	120	260	295	346				191	175	128	115	155	96	87	48	55	83	14	4				M16x7			M25x15	M16x15	29	200	M16x20	0°/120°/240°	
3109H-FG	334	337	120	260	295	346				191	175	128	115	155	96	87	48	55	83	14	4				M16x7			M25x15	M16x15	29	200	M16x20	0°/120°/240°	
3109Z-FG	382	384	125	290	325	377				191	197	128	140	180	84	109	54	55	83	15	4.5				M16x7			M32x15	M32x15	29	240	M16x20	0°/120°/240°	
3109S-FG	382	384	125	290	325	409				188	197	135	140	180	84	109	54	55	83	15	4.5				M16x7			M32x15	M32x15	42	240	M16x20	0°/120°/240°	
3109T-FG	451	461	169	356	394	433	477			230	240	148	170	217	140	124	65	271/2			15	6						M32x15	M32x15	42	286	M12x20	0°/120°/240°	
3109H-FG	451	461	169	356	394	433	477			230	240	148	170	217	140	124	65	271/3			15	6						M32x15	M32x15	42	286	M12x20	0°/120°/240°	



		(D-)														(D-)																		
A	A'	B	B'	C	C'	D	E	F	F'	G	H	H'	J	K	L	M	N	O	P	P'	Q	R	S	T	U	V	V'	V1	V'	W	α	ØX	XYZ	holes X
3390-FG	372	374	315	58	225	255	401			191	154	153	128	95	130	73	53	45	61/2'	72	12	3	104	M16x9			M25x15	M16x15	28	174	M6x5	51.5°/115°/291.5°		
3530-FG	372	401	371	60	260	295	465			190	175	144	135	115	155	98	171	48	55	83	14	4	116	M10x7			M32x15	M32x15	42	208	M16x20	51.5°/115°/291.5°		
3530H-FG	372	401	371	60	260	295	499			224	175	144	135	115	155	98	171	48	55	83	14	4	116	M10x7			M32x15	M32x15	42	200	M16x20	51.5°/115°/291.5°		
3109-FG	426	426	410	154	290	325	571			226	197	162	167	180	180	200	205	53	62	83	15	4.5	130	M16x7			M32x15	M32x15	42	240	M16x20	51.5°/115°/291.5°		
3109Z-FG	500	549	490	169	356	394	694	717		318	240	199	157	170	217		212	14	105	126		15	6				M40x15		42	266	M12x20	51.5°/115°/291.5°		

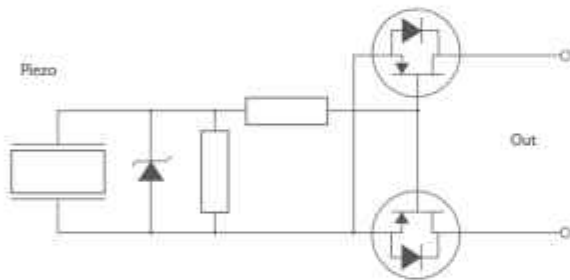
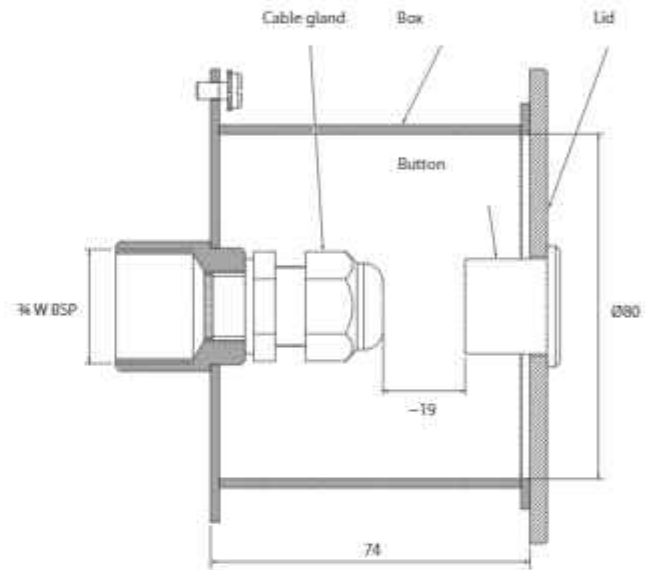
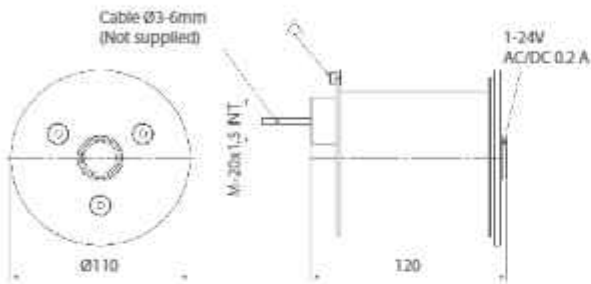




PIEZOELECTRONIC PUSH BUTTON KIT

A new piezoelectric push button with an attractive design. It is specially designed to work in adverse environments. Its high resistance helps reduce maintenance costs. Despite IP-68 protection, immersion is not recommended.

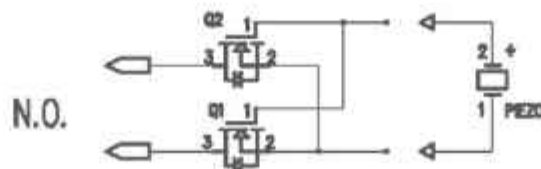
	Code
Single piezoelectric push button	45219
1 LED push button	35759
2 LEDs push button	35760



SINGLE PIEZOELECTRIC PUSH BUTTON

- Housing: stainless steel
- Connection: RED PVC WIRES 24 AWG
- Switching voltage: 1 - 24 V AC/DC
- Switching current: 0.200 A
- Switch resistance "on": <math><20\Omega</math>
- Switch resistance "off": >math>5\Omega</math>
- Actuation force: 3-5N
- Make impulse time: 125-300 mSEC.
- Operating and storage temp: -40 °C to 125 °C.

	Code
Single piezoelectric push button	60747



WATER EFFECT TIMER

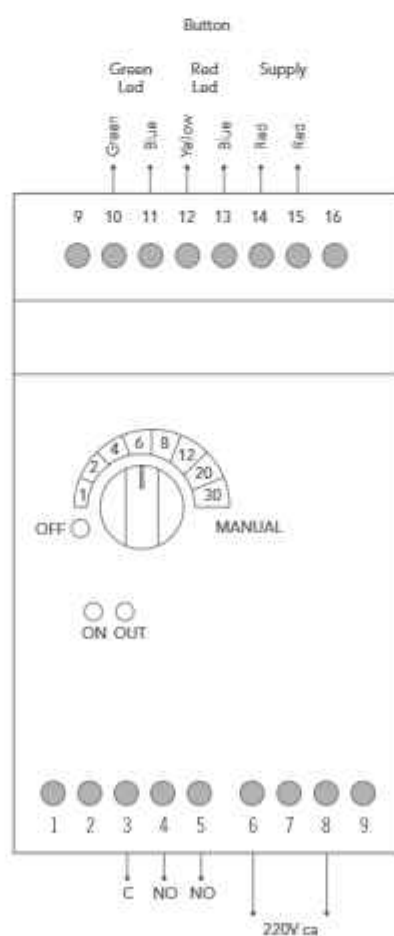


- Voltage: 220 V AC - 50 Hz.
- Maximum relay current: - 50 Hz 12 A.
- Contact type NC/NA.
- LED voltage outlet: red and green, independently.
- Timer dimensions 52 x 90 x 80 mm
- Times available: 1,2,3,4,5,6,7,8,10,12,15,20,25 and 30 minutes.
- LED indications:
- LEDs off = no voltage.
- Permanent green LED: relay circuit activated.
- Permanent red LED: relay circuit deactivated.
- Flashing green LED: 10 seconds to shut off.

Regulations:

- Directive 2014/35/EU, on electrical equipment designed for use within certain voltage limits
- Directive 2014/30/EU, on electromagnetic compatibility
- Directive 2011/65/EU, on the restriction of the use of certain hazardous substances in electrical and electronic equipment
- Directive 2009/125/EC on the framework for setting ecodesign requirements for energy-related products.

	Code
Water effect timer	35403



SPA RANGE

- + Sit back, relax, and enjoy...
- + Water has also been essential for human survival, and the benefits of hydrotherapy have been known since ancient times.
- + Today, hydrotherapy is a natural solution used to alleviate and treat conditions including stress, anxiety, and insomnia, symptoms of our hectic lives.
- + Hydrotherapy helps stimulate blood circulation and eliminate toxins from the body and is an excellent tool for treating a range of diseases, as well as bone and muscle injuries.





Commercial spas with overflow channel and compact units

- + Spas designed for commercial spaces, gyms, wellness centres, hotels...
- + A wide range of options and finishes that cover all needs.
- + Spas with both an acrylic and mosaic tile finish.

COLOUR CHART FOR SPAS



N° 44 WHITE



N° 59 STERLING



N° 64 PEARL SHADOW



N° 65 ALBA



N° 27 SILVER

OPTIONAL EQUIPMENT

CHROMOTHERAPY LED SPOTLIGHT,

for public spas only



The Mini LED spotlight is the best option for lighting public spas. Thanks to the high intensity LEDs, lighting is similar to that attained with conventional lamps.

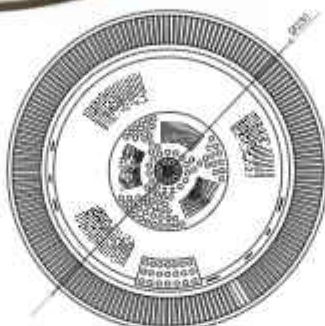
The range of LumiPlus Mini 2.0 projectors has a multitude of possible colour combinations and sequences with higher light intensity and better energy efficiency, which result in an 80% saving on electricity consumption compared with conventional projectors, as well as 100,000 hours of useful life time without the need for maintenance.

Chromotherapy LED spotlight option

STAINLESS STEEL SPAS

ASTRALPOOL

VULCANO



TECHNICAL FEATURES

Dimensions in cm (± 1cm)	Ø 230 x 90
Positions (Seats / Loungers)	6 (6 / -)
Jets + nozzles	12 + 15
Recommended compact kit	Kit 75 - Code 05135

Equipped with overflow channel, main drain, hydromassage push buttons, and filtration, hydromassage and blower nozzles. Balance tank and compact filtration kit not included. Optional Cover sold separately.

Code

VULCANO circular stainless steel SPA + Spotlight

43723

MERCURIO

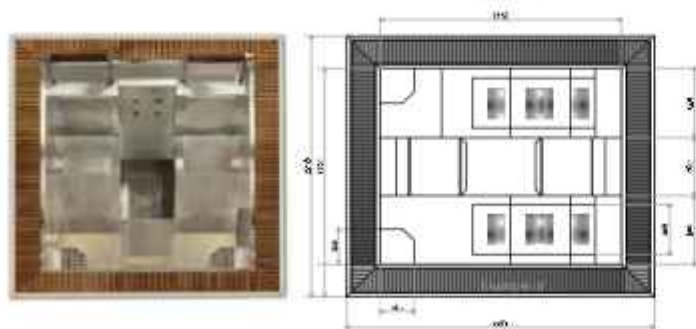
ASTRALPOOL



TECHNICAL FEATURES

Dimensions in cm (± 1cm)	268 x 230 x 90
Positions (Seats / Loungers)	4 (2 / 2)
Jets + nozzles	12 + 29
Recommended compact kit	Kit 75 - Code 05135

Equipped with overflow channel, main drain, hydromassage push buttons, and filtration, hydromassage and blower nozzles. Balance tank and compact filtration kit not included. Optional Cover sold separately.



Code

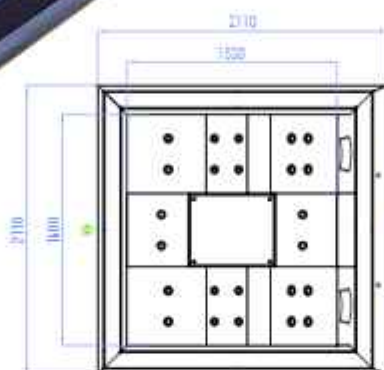

MERCURIO Rectangular Stainless steel SPA + Spotlight

71470

STAINLESS STEEL SPAS

VENUS

ASTRALPOOL



TECHNICAL FEATURES

Dimensions in cm (\pm 1cm)	211 x 210 x 90
Positions (Seats / Loungers)	4 (2 / 2)
Jets + nozzles	20 + 16
Recommended compact kit	Kit /5 - Code 05135

Equipped with overflow channel, main drain, hydromassage push buttons, and filtration, hydromassage and blower nozzles. Balance tank and compact filtration kit not included. Optional Cover sold separately.

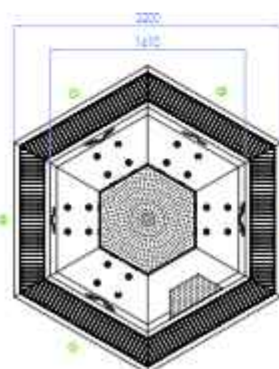
Code

VENUS Rectangular Stainless steel SPA + Spotlight

46027

NEPTUNO

ASTRALPOOL



TECHNICAL FEATURES

Dimensions in cm (\pm 1cm)	254 x 220 x 100
Positions (Seats / Loungers)	5 (5 / -)
Jets + nozzles	23 + 20
Recommended compact kit	16412

Equipped with overflow channel, main drain, hydromassage push buttons, and filtration, hydromassage and blower nozzles. Balance tank and compact filtration kit not included. Optional Cover sold separately.

Code

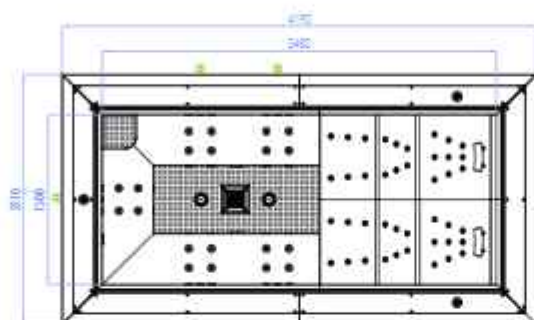
NEPTUNO Design Stainless steel SPA + Spotlight

71473

STAINLESS STEEL SPAS

ASTRALPOOL 

ZEUS



TECHNICAL FEATURES

Dimensions in cm (± 1 cm)	348 x 150 x 98
Positions (Seats / Loungers)	7 (5 / 2)
Jets + nozzles	25 + 62
Recommended compact kit	Send inquiry

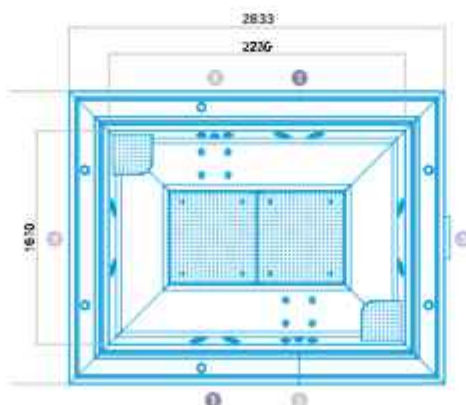
Equipped with overflow channel, main drain, hydromassage push buttons, and filtration, hydromassage and blower nozzles. Balance tank and compact filtration kit not included. Optional Cover sold separately.

Code

ZEUS Rectangular Stainless steel SPA + Spotlight

71474

APOLO 6

ASTRALPOOL 

TECHNICAL FEATURES

Dimensions in cm (± 1 cm)	224 x 162 x 98
Positions (Seats / Loungers)	6 (6 / -)
Jets + nozzles	34 + 16
Recommended compact kit	16402

Equipped with overflow channel, main drain, hydromassage push buttons, and filtration, hydromassage and blower nozzles. Balance tank and compact filtration kit not included. Optional Cover sold separately.

Code

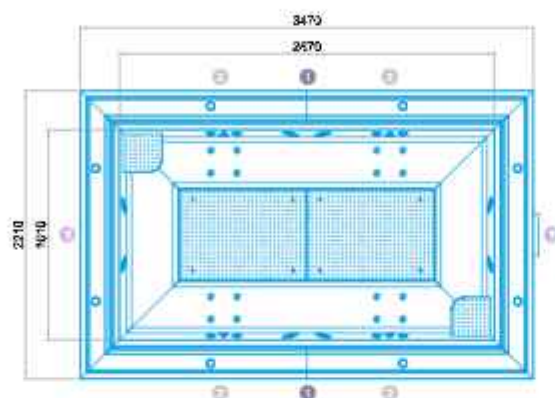
APOLO Rectangular Stainless steel SPA + Spotlight

71475

STAINLESS STEEL SPAS

APOLO 8

ASTRALPOOL



TECHNICAL FEATURES

Dimensions in cm (\pm 1cm)	288 x 162 x 98
Positions (Seats / Loungers)	8 (8 / -)
Jets + nozzles	40 + 24
Recommended compact kit	43639

Equipped with overflow channel, main drain, hydromassage push buttons, and filtration, hydromassage and blower nozzles. Balance tank and compact filtration kit not included. Optional Cover sold separately.

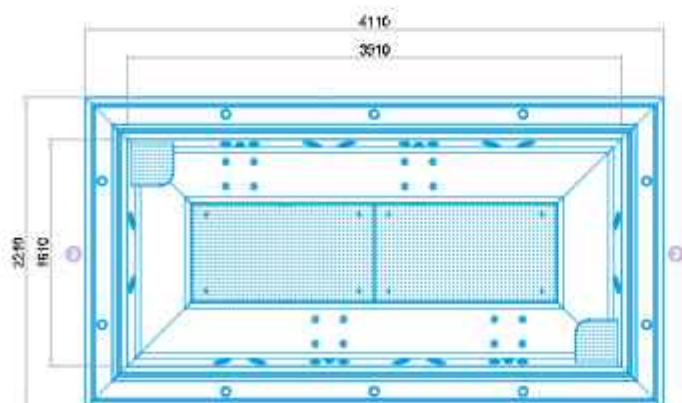
Code

APOLO Rectangular Stainless steel SPA + Spotlight

71475

APOLO 10

ASTRALPOOL



TECHNICAL FEATURES

Dimensions in cm (\pm 1cm)	352 x 162 x 98
Positions (Seats / Loungers)	10 (10 / -)
Jets + nozzles	56 + 24
Recommended compact kit	43639

Equipped with overflow channel, main drain, hydromassage push buttons, and filtration, hydromassage and blower nozzles. Balance tank and compact filtration kit not included. Optional Cover sold separately.

Code

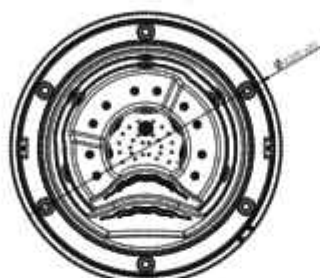
APOLO Rectangular Stainless steel SPA + Spotlight

71477

ODISEA 20



WHITE COLOUR (44)



TECHNICAL FEATURES

Dimensions in cm (± 1cm)	Ø 230
Positions (Seats / Loungers)	5 (5 / -)
Jets + nozzles	8 + 10
Recommended compact kit	Kit 50 / 75

Fully fitted with overflow channel, main drain, filtering, hydromassage and blower nozzles, hydromassage buttons and overflow grating. Balance tank not included.

Code

ODISEA Circular Acrylic SPA + Spotlight

45709

MIRAGE 40



TECHNICAL FEATURES

Dimensions in cm (± 1cm)	Ø 250
Positions (Seats / Loungers)	6 (6 / -)
Jets + nozzles	26 + 12
Recommended compact kit	Kit 75 2M

Spa cover and balance tank sold separately. See section "Spa accessories".

Fully fitted with overflow channel, main drain, filtering, hydromassage and blower nozzles, hydromassage buttons and overflow grating. Balance tank not included.

Code

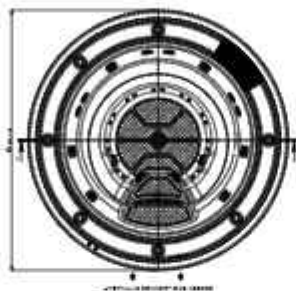
MIRAGE Circular Acrylic SPA + Spotlight

44630

ACRYLIC SPAS

ROMA

ASTRALPOOL

COLOUR: BLUE
MARBLE (46)

TECHNICAL FEATURES

Dimensions in cm (\pm 1cm)	\emptyset 300
Positions (Seats / Loungers)	9 (9 / -)
Jets + nozzles	18 + 18
Recommended compact kit	Kit /5 2M

Spa cover and balance tank sold separately.
See section "Spa accessories".

Fully fitted with overflow channel, main drain, filtering, hydromassage and blower nozzles, hydromassage buttons and overflow grating. Balance tank not included.


Code

ROMA Circular Acrylic SPA + Spotlight

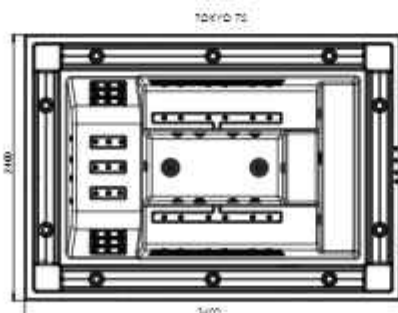
40769

TOKYO 70

ASTRALPOOL



WHITE COLOUR (44)



TECHNICAL FEATURES

Dimensions in cm (\pm 1cm)	340 x 240
Positions (Seats / Loungers)	7 (6 / 1)
Jets + nozzles	58 + 21
Recommended compact kit	Kit /5 3M

Spa cover and balance tank sold separately.
See section "Spa accessories".

Fully fitted with overflow channel, main drain, filtering, hydromassage and blower nozzles, hydromassage buttons and overflow grating. Balance tank not included.

Code

TOKYO Rectangular Acrylic SPA + Spotlight

53990

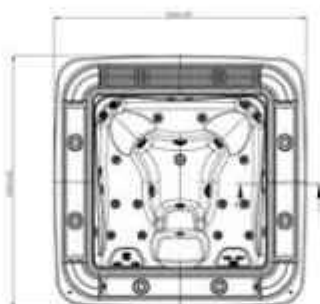
ACRYLIC SPAS

ASTRALPOOL

VERONA



WHITE COLOUR (44)



TECHNICAL FEATURES

Dimensions in cm (\pm 1cm)	228 x 228
Positions (Seats / Loungers)	5 (3 / 2)
Jets + nozzles	24 + 12
Recommended compact kit	Kit 75 2M

Fully fitted with overflow channel, main drain, filtering, hydromassage and blower nozzles, hydromassage buttons and overflow grating. Balance tank and compact filtration kit not included. Optional Cover sold separately.

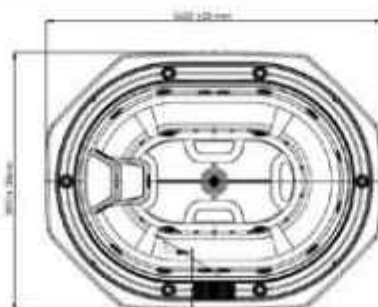
Code

VERONA Rectangular Acrylic SPA + Spotlight

70550

OLYMPIA

ASTRALPOOL

BLUE MARBLE
COLOUR (46)

TECHNICAL FEATURES

Dimensions in cm (\pm 1cm)	365 x 280
Positions (Seats / Loungers)	12 (12/-)
Jets + nozzles	16 + 16
Recommended compact kit	Kit 75 2M

Fully fitted with overflow channel, main drain, filtering, hydromassage and blower nozzles, hydromassage buttons and overflow grating. Balance tank and compact filtration kit not included. Optional Cover sold separately.

Code

OLYMPIA Acrylic SPA + Spotlight

73587

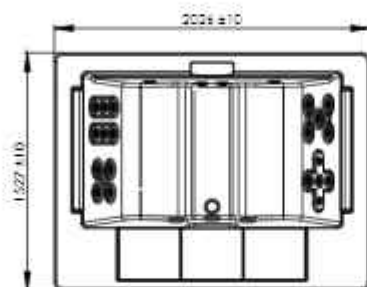
ACRYLIC SPAS

HOTEL SPA

ASTRALPOOL



WHITE COLOUR (44)
GRAPHITE CABINET



TECHNICAL FEATURES

Dimensions in cm (± 1cm)	203 x 150 x 72
Positions (Seats)	4 (4)
Jets	20









New model that fills the hot tub with water automatically. It fills the hot tub with new water in only 45 minutes, making it the perfect and most practical option for hotels.

Code

Graphite Cabinet + Stainless Steel Jets + Spotlight + Cover

71463AL320CL44

STAINLESS STEEL SPAS Comparison of models

								
MODELS	Vulcano	Mercurio	Venus	Neptuno	Zeus	Apolo 6	Apolo 8	Apolo 10
	43723	71470	71471	71473	71474	71475	71476	71477
GENERAL SPECIFICATIONS								
Internal dimensions	Ø1.73 x 0.81 m	2.10 x 1.70 x 0.80 m	1.68 x 1.53 x 0.70 m	1.86 x 1.61 x 0.90 m	3.48 x 1.51 x 0.94 m	2.24 x 1.62 x 0.98 m	2.88 x 1.62 x 0.98 m	3.52 x 1.62 x 0.98 m
External dimensions	Ø2.30 x 0.90 m	2.70 x 2.30 x 0.90 m	2.11 x 2.11 x 0.90 m	2.54 x 2.20 x 1.00 m	4.21 x 2.10 x 1.04 m	2.84 x 2.21 x 1.18 m	3.47 x 2.21 x 1.18 m	4.11 x 2.21 x 1.18 m
Positions (seats / loungers)	6 (6 / -)	4 (2 / 2)	4 (2 / 2)	5 (5 / -)	7 (5 / 2)	6 (6 / -)	8 (8 / -)	10 (10 / -)
Water capacity	1.5 m ³	2 m ³	1.23 m ³	1.2 m ³	2.65 m ³	2.40 m ³	3.20 m ³	4.00 m ³
Empty weight / Full weight	400 - 1900 kg	900 - 2900 kg	325 - 1560 kg	400 / 1600 kg	650 / 3300 kg	550 / 2950 kg	700 / 3900 kg	720 / 4720 kg
CHARACTERISTICS								
No of jets	12	12	20	23	25	34	40	56
No of air nozzles	18	32	16	20	62	16	24	24
Overflow / Skimmer	Overflow	Overflow	Overflow	Overflow	Overflow	Overflow	Overflow	Overflow
Overflow aspiration	4	4	8	6	6	6	6	8
Return inlet	2	2	1	2	3	2	4	4
Pool floor inlet	1	1	No	1	1	1	1	1
Main Drain	1	1	1	1	1	1	2	2
Colours	Stainless steel							
Headrests	No	Yes	Yes	No	On request	No	No	No
LED lights	3	2	4	3	2	2	2	4
Chromotherapy	as standard	as standard	as standard	as standard	as standard	as standard	as standard	as standard
Piezoelectric press buttons	2	2	2	2	3	2	2	2
High resistance metallic structure	•	•	•	•	•	-	-	-
OPTIONS (NOT INCLUDED)								
Stainless steel Overflow grill	Optional	Optional	Optional	Optional	Yes	Optional	Optional	Optional
Wood Overflow grill	Optional	Optional	Optional	Optional	Optional	Optional	Optional	Optional
Cover	Optional	Optional	Optional	Optional	Optional	Optional	Optional	Optional
EXTRA NECESSARY EQUIPMENT								
Compact filtration kit	05135	05135	05135	16412	On request	16412	43639	43639
Balance Tank	1000 l	1000 l	1000 l	1000 l	1000 l	1000 l	1000 l	2000 l

SPA RANGE

ACRYLIC SPAS Comparison of models



							
MODELS	Odisea 20	Mirage 40	Roma	Tokyo 70	Verona	Olympia	Hotel SPA
	45709	44630	40769	53990	70550	73587	71463

GENERAL SPECIFICATIONS

Dimensions (± 1cm)	Ø 230	Ø 250	Ø 300	340 x 240	228 x 228	365 x 280	203 x 150 x 72
Positions (seats / loungers)	5 (5 / -)	6 (6 / -)	9 (9 / -)	7 (6 / 1)	5 (3 / 2)	12 (12 / -)	4 (4)
Water capacity	1,120 l	1,410 l	2,290 l	2,200 l	1,200 l	2,490 l	520 l
Empty weight / Full weight	163 kg / 1,283 kg	353 kg / 1,763 kg	310 kg / 2,600 kg	502 kg / 2,702 kg	147 kg / 1,347 kg	373 kg / 2,863 kg	257 kg / 777 kg
Color external finishes	44-White / 59-Sterling / 65-Alba / 64-Pearl Shadow / 46-Blue Marble	A02 / A72	44-White / 59-Sterling / 46-Blue Marble	44-White / 46-Blue Marble / 59-Sterling	44-White / 59-Sterling / 65-Alba / 64-Pearl Shadow / 46-Blue Marble	44-White / 46-Blue Marble / 59-Sterling	Graphite / Thunder / Butterfly

CHARACTERISTICS

No of jets	8	26	18	58	24	16	20
No of air nozzles	10	12	18	21	12	20	-
Color jets	White	Inox	White	Inox	White	White	Inox
Headrests	-	-	-	2	-	-	2
Cascade	-	-	-	Optional	-	-	-
Chromotherapy LED lights	Optional 1 LED	Yes 1 LED	Optional 1 LED	4 LED	Optional 1 LED	Optional 1 LED	2 LED
Galvanized metal structure	Yes	Yes	Yes	Yes	Yes	Yes	Yes
Piezoelectric press buttons	2	2	2	3	2	2	Touch panel
Cover	Optional	Optional	Optional	Optional	Optional	Optional	Yes
EcoSpa thermal insulation							Optional
Nordic Insulation							Optional

EXTRA NECESSARY EQUIPMENT

Compact filtration kit	Kit 50/75	Kit 75 2M	Kit 75 2M	Kit 75 3M	Kit 75 2M	Kit 75 2M	
Balance Tank	1.000 l	1.000 l	2.000 l	2.000 l	1.000 l	2.000 l	

SPA FILTRATION EQUIPMENT

Filter	Ø 500	Ø 650	Ø 650	Ø 650	Ø 650	Ø 650	
Filtration pump	0.60 Kw	0.82 Kw	0.82 Kw	0.82 Kw	0.82 Kw	0.82 Kw	0.2 Kw
Massage pump (PI)	1.4 Kw	2 x 1.81 Kw	2 x 1.81 Kw	2 x 1.81 Kw + 2.7 Kw	2 x 1.81 Kw	2 x 1.81 Kw	1.850 Kw / 2,5 CV
Blower pump	1.3 Kw	1.3 Kw	1.3 Kw	1.3 Kw	1.3 Kw	1.3 Kw	-
Electric heat	6 Kw	6 Kw	6 Kw	6 Kw	6 Kw	6 Kw	3 Kw
Ozonator	Optional	Optional	Optional	Optional	Optional	Optional	Ultraviolet Treatment UV
Water-water exchanger 20 kw	Optional	Optional	Optional	Optional	Optional	Optional	-
Push buttons / Control	Piezoelectronics	Piezoelectronics	Piezoelectronics	Piezoelectronics	Piezoelectronics	Piezoelectronics	-
Required power Low AMP (W)	9.362 W	11.802 W	11.802 W	14.485 W	11.802 W	11.802 W	3.400 W
Required power (A)	18.1 A	23 A	23 A	27.5 A	23 A	23 A	14.6 A
Voltage	400 V III + N	400 V III + N	400 V III + N	400 V III + N	400 V III + N	400 V III + N	400 V III

OPTIONAL KITS FOR SPAS

MODELS				
	Kit 50	Kit 75	Kit 75 2M	Kit 75 3M
	04015	05135	16412	43639
GENERAL SPECIFICATIONS				
Filter	Ø 500	Ø 650	Ø 650	Ø 650
Filtration pump	0.60 Kw	0.82 Kw	0.82 Kw	0.82 Kw
Massage pump (PI)	1.4 Kw	1.4 Kw	2 x 1.81 Kw	2 x 1.81 Kw + 2.7 Kw
Blower pump	1.3 Kw	1.3 Kw	1.3 Kw	1.3 Kw
Electric heat	6 Kw	6 Kw	6 Kw	6 Kw
Ozonator	Optional	Optional	Optional	Yes
Dosific. auto + pH y Cl. control	Optional	Optional	-	-
Water-water exchanger 20 kW	Optional	Optional	Optional	Optional
Push buttons / Control	Piezoelectric	Piezoelectric	Piezoelectric	Piezoelectric
Required power Low AMP (W)	9,362 W	9,582 W	11,802 W	14,485 W
Required power (A)	18.1 A	19.2 A	23 A	27.5 A
Voltage	400 V III + N	400 V III + N	400 V III + N	400 V III + N

COMPLEMENTS FOR SPAS



POLYESTER BALANCE TANK

Used for collecting water volume displaced in overflow channel of commercial spas.

	Code
1000 litres capacity (162 x 122 x 83 cm)	11372
2000 litres capacity (204 x 160 x 75 cm)	27865



PE BALANCE TANK

1000 litres capacity. Used for collecting water volume displaced in overflow channel of commercial spas.

	Code
158 x 92 x 95 cm	17144

TECHNICAL FEATURES

Code	Balance tank	Spa model
11372	1000 litre polyester tank	Casiopea, Formentera, Veneda, Coliseum, Odisea 20, Mirage 40
17144	1000 litre polyethylene tank	
27865	2000 litre polyester tank	Olympia, Wellmax, Casiopea, Formentera, Venocia, Coliseum, Odisea 20, Mirage 40

COVERS FOR SPAS



	Code
Odisea 20 / Infinity Spa Cover	45721
Olympia Spa Cover	73587
Mirage Spa Cover	41892
Tokyo Spa Cover	54184
Verona Spa Cover	71194
Roma Spa Cover	62402

NORDIC BATHS



WOODEN NORDIC BATH

ASTRALPOOL

The baths are made with the best quality of Red Cedar (grade 240 mm thick) for maximum durability. They are available in different diameters from 150 cm to 220 cm to accommodate 2 to 8 people.

Code

Wooden nordic bath

150 cm - 2/3 people	74095
160 cm - 3/4 people	74096
180 cm - 5/6 people	74109
200 cm - 6/7 people	74110
220 cm - 7/8 people	74111



STAINLESS STEEL NORDIC BATH

ASTRALPOOL

The baths are made with the best quality of Red Cedar (grade 240 mm thick) and stainless steel for maximum durability. They are available in different diameters from 150 cm to 220 cm to accommodate 2 to 8 people.

Code

Stainless Steel nordic bath

150 cm - 2/3 people	74112
160 cm - 3/4 people	74113
180 cm - 5/6 people	74114
200 cm - 6/7 people	74115
220 cm - 7/8 people	74116

NORDIC BATHS



STAINLESS STEEL BATH

ASTRALPOOL 

AstralPool Nordic bath offers a unique filtration and treatment technology for Nordic baths to guarantee bacteria-free water.

- Ultra fine 1 micron filtration captures 100% of particles.
- The 18 m³/h pump have a 6 minutes turnover.
- High radiation UV and Ozone treatments kill bacteria and disinfect the water.
- OZONE CHOC[®] treatment cleans biofilms and eliminates bacteria (international patent EP2785648).
- The measurement and management of water quality are managed by an integrated computer (ORP reader, pH, T° C).

Code

Water treatment nordic bath

Standard	74117
PRO	74118
PRO+	74119

TECHNICAL FEATURES

Code	Description	Pump	Ozone generator	UV	Heater	PH/ORP gestion	Smartphone APP
74117	Water treatment nordic bath Standard	550 w	1 lamp	1 lamp	3 kw	-	-
74118	Water treatment nordic bath PRO	550 w	2 lamps	1 lamp	3 kw	Yes	-
74119	Water treatment nordic bath PRO+	750 w with integrated heater 1.5 wh	3 lamps	1 lamp	3 kw + 3 kw	Yes	Yes



WELLNESS

RELAX

498 COATED RELAX LOUNGERS

- 498 Luxor Lounger
- 499 Tarifa Lounger
- 500 Ítaca Lounger
- 501 Santorini Lounger
- 502 Destination Lounger

503 RELAX LOUNGERS

- 503 SPÆCIAL Relax Lounger
- 504 Aqua Lounger
- 505 Calm Chair
- 506 Calm Lounger
- 507 Elna Lounger
- 508 Vega / Vega Wet Lounger

COATED RELAX LOUNGERS

LUXOR LOUNGER



The chaise longue model for reclining with semi-flexible logs, a classic, timeless design on a raised rectangular base, its particular shape adapts to the body in all the critical areas of the body.

The versatility of the design means it can be integrated into any wellness area (spas, saunas, solariums, etc.), as you can choose between the heated model and the basic model without heating.

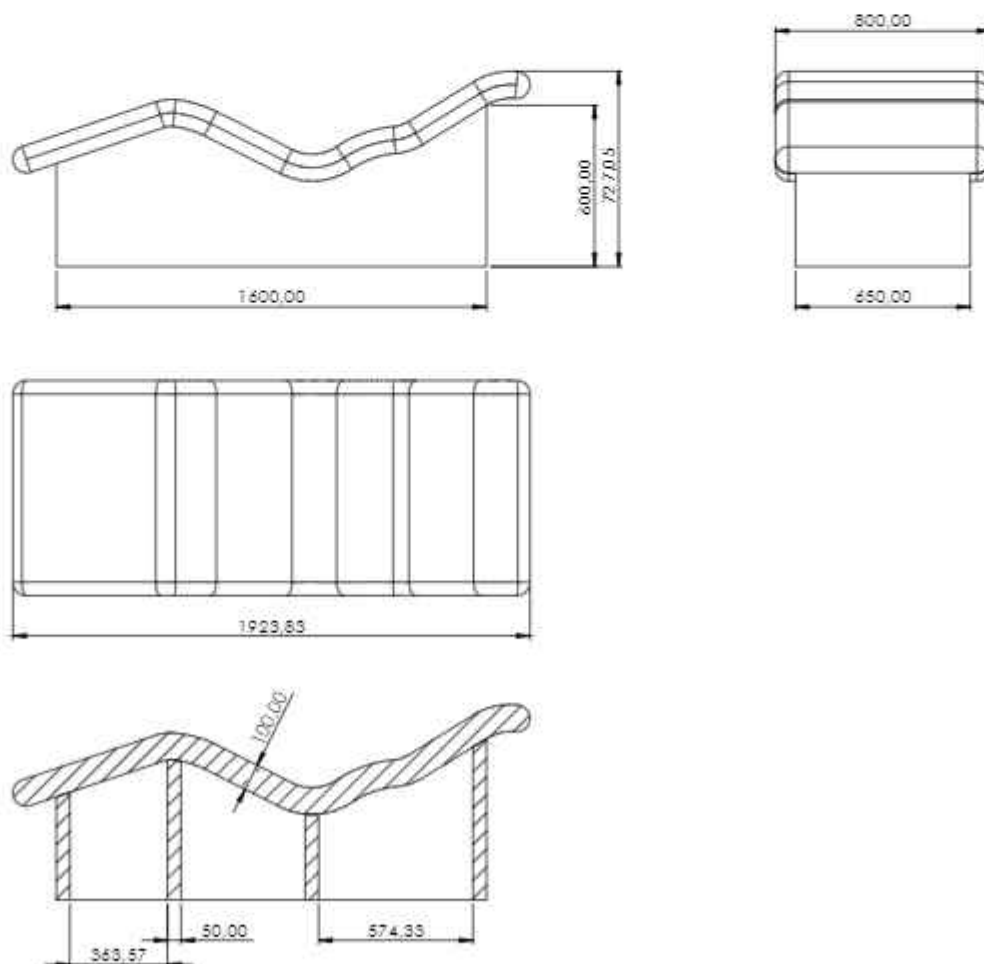
Divided into two parts, the base and top of the chaise longue, which, combined with its light weight, makes it easy to assemble and install. Both parts are constructed from a lightweight, high-density EPS core and are made from high-quality material.

The insulating material, reinforced with fibres and polymers, is highly resistant and suitable for any damp environment, even immersion. The product can be customised by choosing the finish of the corners (straight or rounded), so it can be adapted to any covering or requirement.

Code

Luxor Lounger Without Heating
 Luxor Lounger With Heating

On request
 On request



COATED RELAX LOUNGERS



TARIFA LOUNGER



A chaise longue with a semi-fowler backrest that provides muscle relaxation thanks to its support for critical areas such as the cervical and lumbar spine.

Designed for easy access and quick, effortless incorporation.

The versatility of the design means it can be integrated into any wellness area (spas, saunas, solarium), as you can choose between the heated model and the basic model without heating.

Divided into two parts, the base and top of the chaise longue, which, combined with its light weight, makes it easy to assemble and install. Both parts are constructed from a lightweight high-density EPS core and are made from high-quality material.

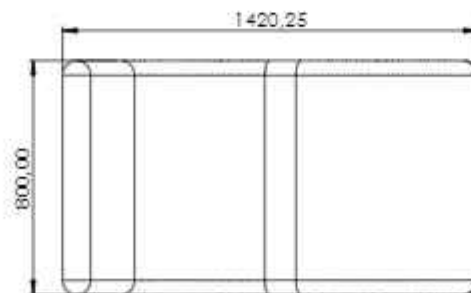
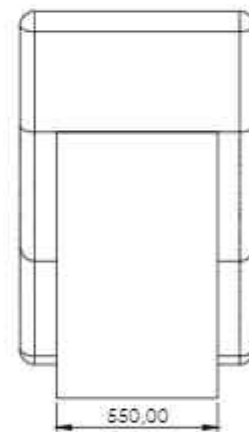

The insulating material, reinforced with fibres and polymers, is highly resistant and suitable for any damp environment, even immersion.

The product can be customised by choosing the finish of the corners (straight or rounded), so it can be adapted to any covering or requirement.

Code

Tarifa Lounger Without Heating
 Tarifa Lounger With Heating

On request
 On request



COATED RELAX LOUNGERS

ÍTACA LOUNGER

ASTRALPOOL

NEW 2024



This semi-recumbent chaise longue is ideal for total body relaxation, allowing the legs to bend slightly and supporting the lumbar region.

Designed with a raised elliptical base that adds a high degree of aesthetics and stability.

The versatility of the design means it can be integrated into any wellness area (spas, saunas, solariums, etc.), as you can choose between the heated model and the basic model without heating.

Divided into two parts, the base and top of the chaise longue, which, combined with its light weight, makes it easy to assemble and install. Both parts are constructed from a lightweight high-density EPS core and are made from high-quality material.

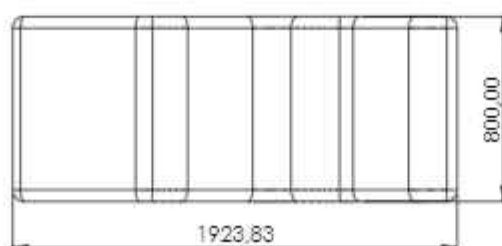
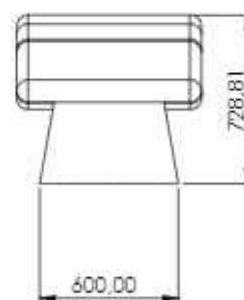
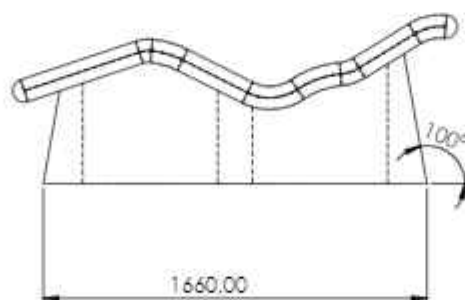
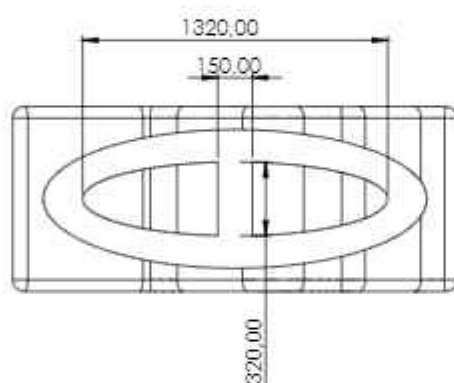
The insulating material, reinforced with fibres and polymers, is highly resistant and suitable for any damp environment, even immersion.

Customisation of the product allows you to choose the finish of the corners of the upper part (straight or rounded), so it can be adapted to any covering or requirement.

Code

Ítaca Lounger Without Heating
Ítaca Lounger With Heating

On request
On request



COATED RELAX LOUNGERS

SANTORINI LOUNGER

ASTRALPOOL

NEW
2024

A model of chaise longue with a sloping backrest that allows the body to be supported and relaxed in a natural way.

Designed on a small base for easy access and incorporation. Its low height optimises space and ensures great stability.

The versatility of the design means it can be integrated into any wellness area (spas, saunas, solariums, etc.), as you can choose between heated and unheated models.

Divided into two parts, the base and top of the chaise longue, which, combined with its light weight, makes it easy to assemble and install. Both parts are made from a lightweight core of high-density EPS and a layer of expanded polystyrene.

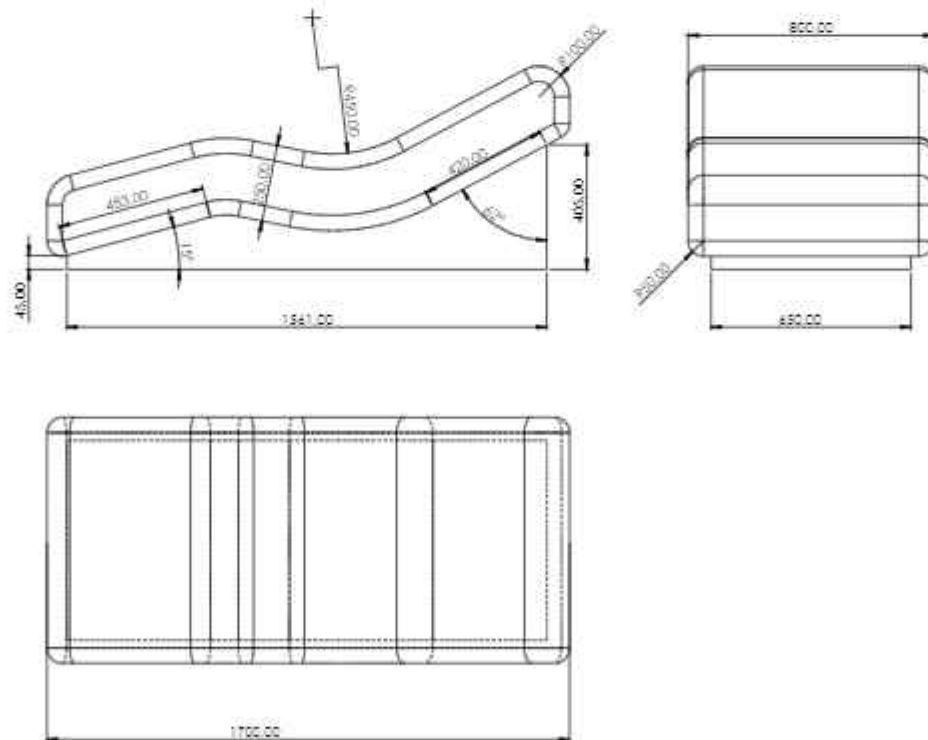
The insulating material, reinforced with fibres and polymers, is highly resistant and suitable for any damp environment, even immersion.

The product can be customised by choosing the finish of the corners (straight or rounded), so it can be adapted to any covering or requirement.

Code

Santorini Lounger Without Heating
Santorini Lounger With Heating

On request
On request



COATED RELAX LOUNGERS

DESTINATION LOUNGER

SR Smith



The Destination Lounger lets you relax and enjoy the pool without a splash. Elegant design and sturdy construction combine to give pool owners the opportunity to upgrade their sun shelf space with ease. Made using an advanced RTM manufacturing process, Destination Loungers are lightweight yet strong. The innovative design allows pool owners to easily fill the base section with water but, more importantly, also allows them to move the lounger to remove water so it's easy to take it off the sun shelf when not in use.

- Perfect for commercial use
- For use on a pool ledge with water depths up to 30 cm
- High-quality RTM composite material
- UV protection to resist fading
- Compatible with all pool types, including vinyl
- Exclusive colors and visual textures
- Easy to drain and remove when not in use

4 colors available:



Solid Gray



Solid Tan



Starry Night

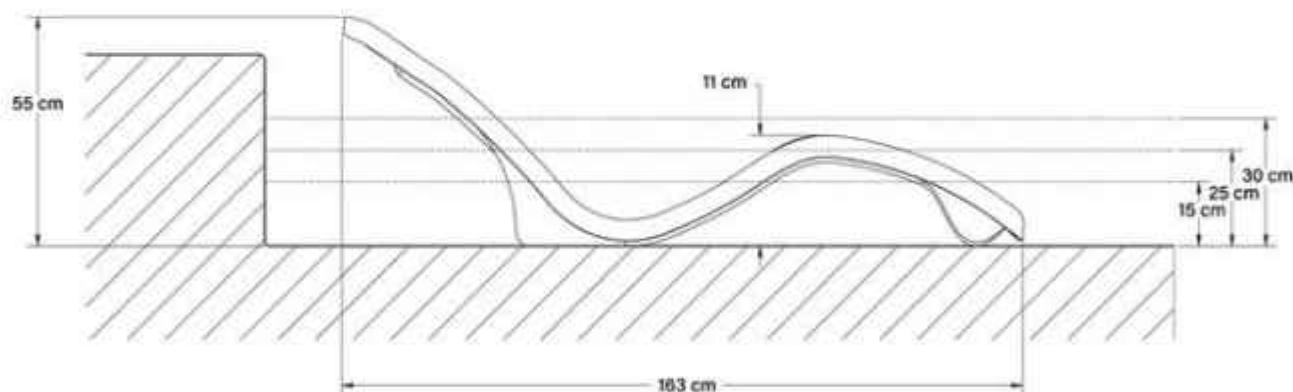


Seashell

Code

Destination Lounger - Solid Tan
 Destination Lounger - Solid Gray
 Destination Lounger - Starry Night
 Destination Lounger - Seashell

DS-1-51
 DS-1-52
 DS-1-60
 DS-1-61



Weight of empty lounger = 11 kg
 Weight of lounger in water:
 15 cm Depth = 24 kg
 23 cm Depth = 29 kg
 30 cm Depth = 31 kg

RELAX LOUNGERS



SPÆCIAL RELAX LOUNGER


Made entirely of Scandinavian spruce and specially designed for wet areas (not recommended for outdoor use). This easily transportable lounger comes in a wide range of colors.

- Completely manufactured in scandinavian spruce.
- Specially designed for humidity areas.
- Not recommended for outdoor use.

Code

Spæcial Relax Lounger
 Mattress For Spæcial Relax Lounger

44421
 44422





AQUA LOUNGER

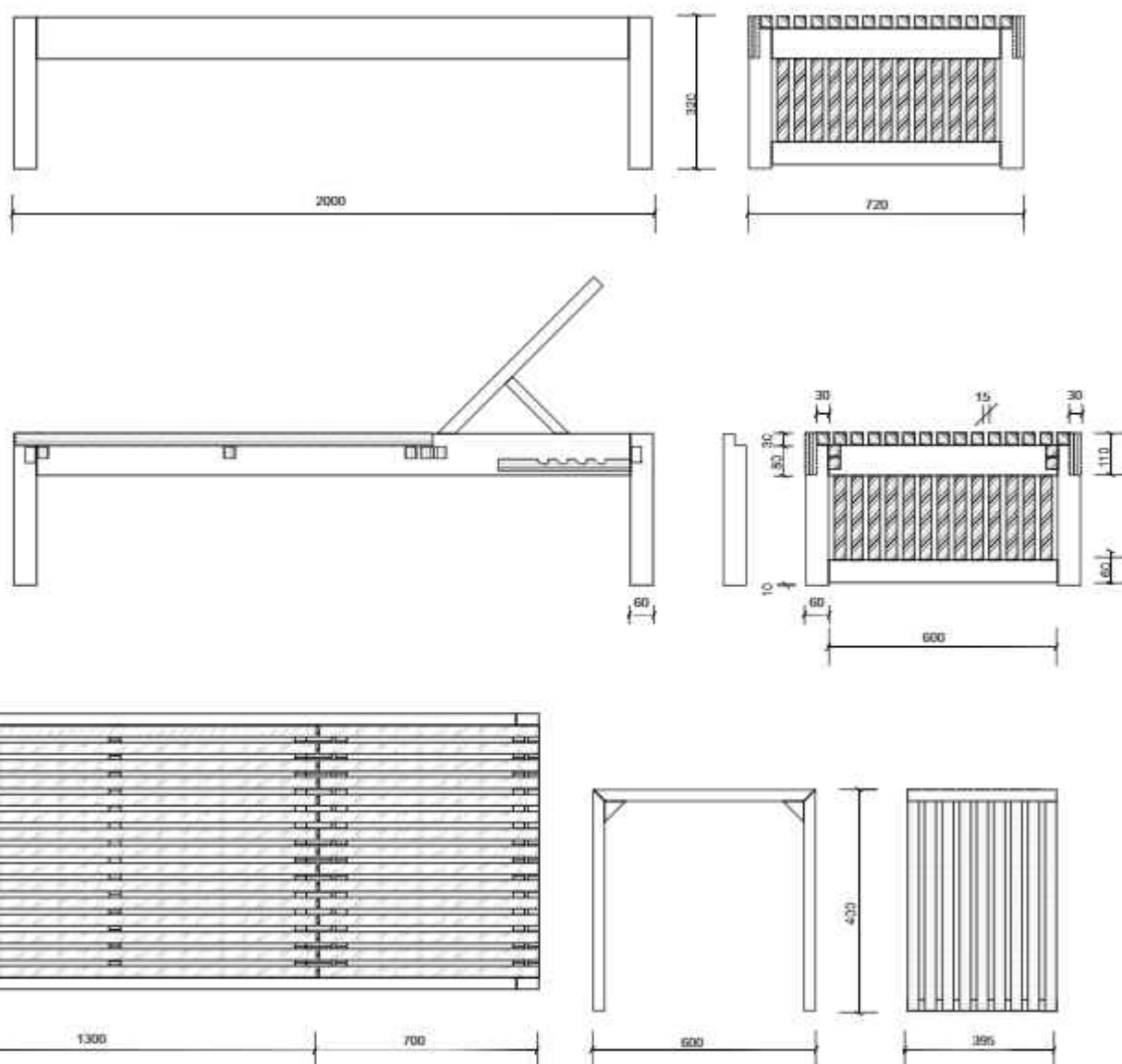
ASTRALPOOL

Simple, fine, and elegant design. Made of premium wood, this lounger with adjustable backrest is the ideal option for casual conversations between cycles of contrast therapy.

Code

Aqua Lounger

On request



RELAX LOUNGERS

ASTRALPOOL 

CALM CHAIR

The Calm chair for professionals is designed for long periods of continuous use. This lounge chair for toning and relaxation rooms can be manufactured with infrared lamps to relieve localized muscle tension.

Materials

- Sides: Made in birch plywood board with phenolic resin sheets for external protection (depending on the model) Boards: Made in Iroko.
- Levelling feet: AISI 304 stainless steel rod. Plastic support
- Neck pad (optional): fireproof Polyskin - M2 category.
- Lamp: Lampholder fixed on 3mm HPL structure with 3mm tempered glass protector

Characteristics

- Dimensions (mm): 1205 x 637 x 1298
- Power (kw): 0 / 0.4
- Models:
 - Without lamp
 - 4 infrared lamps.

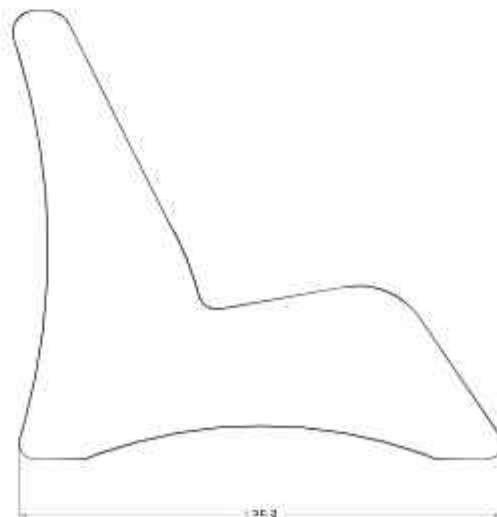
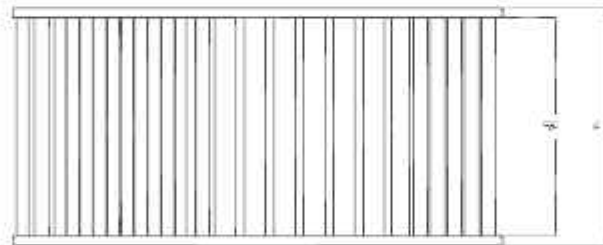
Electric Systems

- Infrared lamp:
 - Model: PAR 38 IR Red
 - Power: 100 W
 - Useful life: 5000 h
- Control pannel: Switch or timing switch
- Connection: 230 V | + Neutro

Code

Calm - Relax Chair With Infrared Lamps

73901





CALM LOUNGER

The Calm Lounge for professionals is designed for long periods of continuous use. This lounge chair for toning and relaxation rooms can be manufactured with infrared lamps to relieve localized muscle tension.

Materials

- Sides: Made in birch plywood board with phenolic resin sheets for external protection (depending on the model) Boards: Made in Iroko.
- Levelling feet: AISI 304 stainless steel rod. Plastic support
- Neck pad (optional): fireproof Polyskin - M2 category.
- Lamp: Lampholder fixed on 3mm HPL structure with 3mm tempered glass protector

Characteristics

- Dimensions (mm): 683 x 619 x 1877
- Power (kw): 0 / 0.4
- Models:
 - Without lamp
 - 4 infrared lamps.

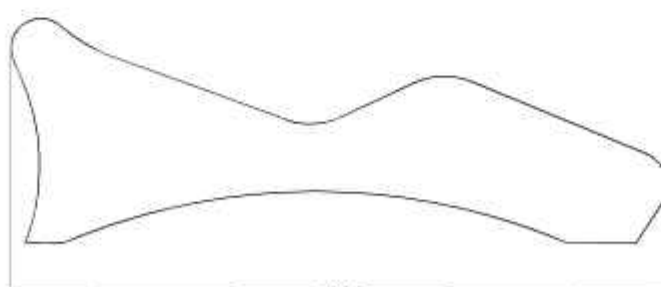
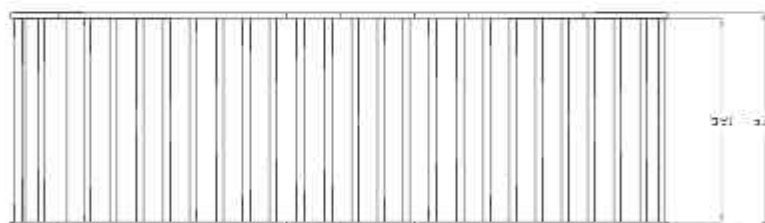
Electric Systems

- Infrared lamp:
 - Model: PAR 38 IR Red
 - Power: 100 W
 - Useful life: 5000 h
- Control pannel: Switch or timing switch
- Connection: 230 V I + Neutro.

Code

Calm lounge - relax deckchair with infrared lamps

73902



RELAX LOUNGERS

ASTRALPOOL 

ELNA LOUNGER

Elna is designed for professionals and long periods of continuous use. This relaxation and toning room lounger in solid surface has a temperature-controlled heating system.

Materials

- Lounger: Solid surface of 12 mm thick.
- Heating system: Thermal blanket made of 2 layers of 50g/m² perforated polyester fabric and a PETG protective layer on both sides.
- Internal insulation: 10 mm thick construction panel.
- Levelling feet: AISI 304 stainless steel rod. Plastic support.
- Neck pad: fireproof Polyskin - M2 category.

Characteristics

- Dimensions (mm): 650 x 560 x 1865
- Power (kw): 0.29

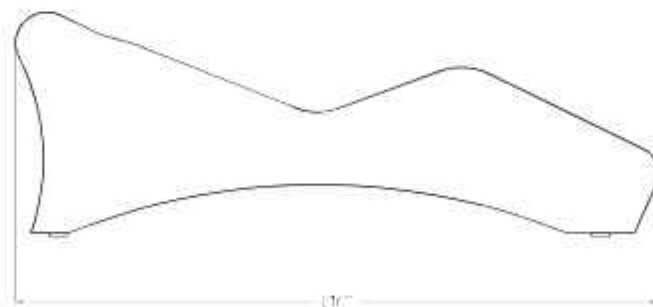

Electric Systems

- Thermal blanket:
 - Connection: 24V.
 - Power 250 W - 285 W / m².
- Control panel: Digital thermostat with temperature control (max: 40 °C).
- Connection: 230 V I + Neutro

Code

Elna - Relax Lounger In Solid Surface

73903





VEGA / VEGA WET LOUNGER

Stylish shapes, harmonious and ergonomic curves. Vega's wooden structure comes with standard "soft-touch" fire-resistant polyurethane upholstery.

Vega Wet is the option for wet areas. It comes in a painted-metal structure and the upholstery can be optionally waterproof.

VEGA

- Wooden structure
- Harmonious and ergonomic design and curved shapes
- Fire-resistant "soft-touch" polyurethane upholstery.

VEGA WET

- Metal structure painted in white or other RAL colors (see below)
- Suitable for wet zones
- Harmonious and ergonomic design and curved shapes
- Standard upholstery: "Fire resistant soft-touch" polyurethane.
- Optional upholstery: waterproof (see below)

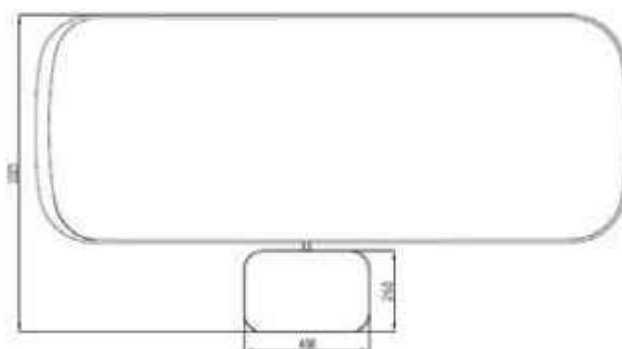
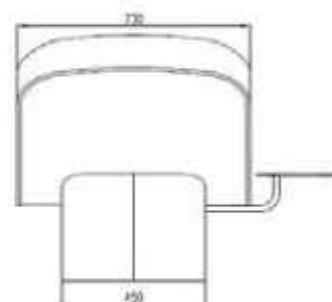
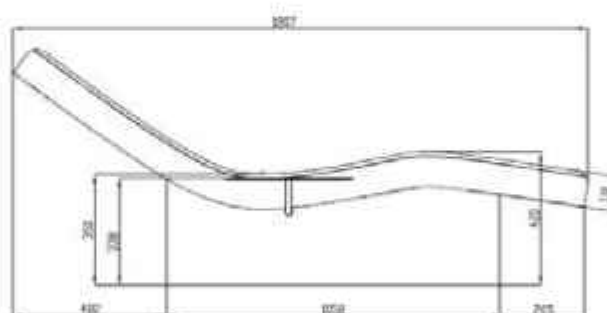
Code

Vega - Relax Lounger

N9225

Vega Wet - Relax Lounger

N9226



RELAX LOUNGERS

VEGA / VEGA WET LOUNGER



VEGA / VEGA WET LOUNGER - SKAY STANDARD FINISHES



VEGA / VEGA WET LOUNGER - SKAY SPECIAL FINISHES



VEGA / VEGA WET LOUNGER

VEGA LOUNGER - STRUCTURE



Wood: Nut

VEGA WET LOUNGER - STRUCTURE



White



Black

If the table is placed near a swimming pool or sauna, we recommend the Wet Relax Lounger version (with metal frame and waterproof upholstery)

VEGA WET LOUNGER - OPTIONAL WATER-RESISTANT UPHOLSTERY







WELLNESS

TREATMENTS

514 TREATMENT SHOWERS

514 Kneipp Shower

515 HALOTHERAPY SYSTEMS

515 Sanama Salt Cabin

516 Salt Wall

516 Salt Diffuser

517 PORTABLE MASSAGE BEDS

517 Comfortflex

517 Deluxe

517 Marlin

519 SPA TABLES

519 Earth

519 Genuine

519 Sense

519 Daphne

520 Apolo

520 Ocean

520 Aqua

520 Venus

TREATMENT SHOWERS

ASTRALPOOL

KNEIPP SHOWER

Professional contrast hydrotherapy shower featuring three separate hoses, each with its own massage nozzle for water pressure treatments controlled by a physiotherapist.



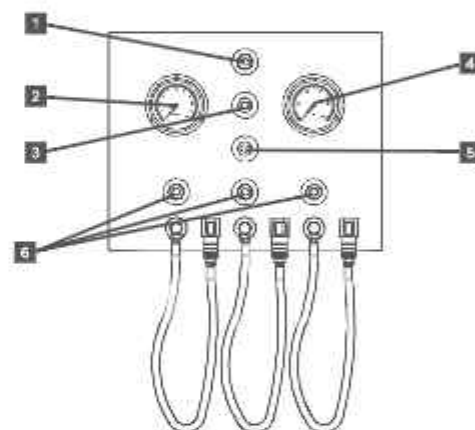
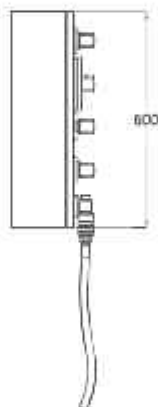
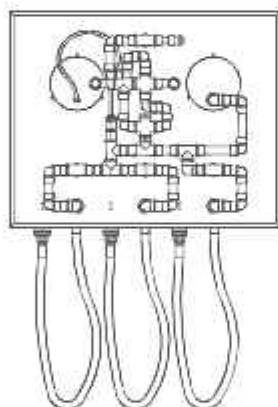
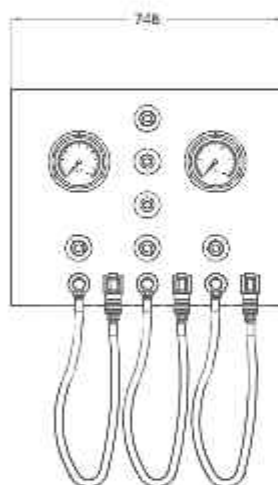
Code

Kneipp Shower

73904

TECHNICAL FEATURES

Code	Description	Consumption 3 Bar (L/M)	Dimensions (MM)	Material	Push button and timer
73904	Kneipp Shower	20 - 30	600 x 748 x 172	Stainless steel 316	45219 + 35761



- 1- Shut-off valve for upper sprinkler (Optional)
- 2- Barometer
- 3- Thermostatic mixer
- 4- Thermometer
- 5- Cold/Hot water selector
- 6- Shut-off valve for the different hoses

HALOTHERAPY SYSTEMS



SANAMA SALT CABIN

ASTRALPOOL 

- + Sanama features a modern design that fuses natural wood with elements of Himalayan salt*.
- + Top-of-the-line finishes and outstanding details make this product a must-have for any wellness area.

Code

150 x 150 x 210 Sanama Salt Cabin	65400S
150 x 218 x 210 Sanama Salt Cabin	65401S
218 x 218 x 210 Sanama Salt Cabin	65402S
286 x 318 x 210 Sanama Salt Cabin	65403S

* Independent salt cabin modules.

TECHNICAL FEATURES

Code	Model	Dimensions	Cabin Panels						
			Hemlock Plywood	Nordic Spruce	White Pine	Thermo Aspen / Alder / Pine	Red Cedar	Magnolia	Bench Wood
65400S	Sanama Salt Cabin	150 x 150 x 210	Standard	N/A	N/A	N/A	N/A	N/A	Thermo Aspen
65401S		150 x 218 x 210							
65402S		218 x 218 x 210							
65403S		286 x 318 x 210							

HALOTHERAPY SYSTEMS



SALT WALL

- + As simple as relaxing and breathing inside a room with salt particles in the air.
- + AstralPool's salt walls are made of blocks of Himalayan salt and built on a transparent methacrylate panel.
- + Exceptionally easy to install and maintain. These walls include LED backlighting. Combine it with the Himalaya Cube.

Included elements:

- Mineral salt brick from Asia 200 x 100 x 25.
- Transparent laminated glass 5 + 5.
- LED lighting with profile and diffuser.
- 12V power supply.

Code

Salt Wall

73881



TECHNICAL FEATURES

Code	Description	Size	Lighting
73881	Backlit salt wall	On request /m ²	LED 12V White strip

SALT DIFFUSER

Salt nebulizer for inhalation for sauna or dry environment.

Components:

- Peristaltic pump
- Piston compressor
- Control unit
- Spray nozzle
- Illuminated switch
- Includes a 5L can installed on the structure and a spare 5L can.

Code

Salt Diffuser

73882



TECHNICAL FEATURES

Code	Room maximum size (m ²)	Size (mm)	Dosage maximum output	Electrical connection	Power consumption
73904	35	580 x 630 x 25	3.3 l/h in continuous operation	230v / 50HZ	400w

PORTABLE MASSAGE BEDS



Quality construction

COMFORTFLEX

ASTRALPOOL 

- Supremely comfortable Therafoam padding
- Luxurious, soft-touch PU upholstery
- Raisable backrest
- European beech wood frame
- Affinity ergonomic breathing hole and plug
- Easy grip thumbscrew for rapid height adjustment
- Includes a quality carry case with wheels for easy transportation
- Holes each end to hold the face cradle frame and a paper towel holder
- Reiki style end panels
- Soft touch carrying handles
- Rounded corners
- Anti-slip feet
- Excellent stability

Code

Beige Comfortflex
Latté Comfortflex

AFCFLEX3/B
AFCFLEX3/L



Quality construction

DELUXE

ASTRALPOOL 

- Supremely comfortable Therafoam padding
- Luxurious, soft-touch PU upholstery
- European beech wood frame
- Affinity ergonomic breathing hole and plug
- Easy grip thumbscrew for rapid height adjustment
- Includes a quality carry case with wheels for easy transportation
- Holes each end to hold the face cradle frame and a paper towel holder
- Reiki style end panels
- Soft touch carrying handles
- Rounded corners
- Anti-slip feet
- Excellent stability

Code

Beige Deluxe
Purple Deluxe

AFDLX2/B
AFDLX2/P



Quality construction

MARLIN

ASTRALPOOL 

- Exceptionally comfortable
- Raisable backrest
- Therafoam sports padding
- Lightweight, moulded aluminium frame
- Rapid set up
- Excellent stability
- Clean lines
- Reiki style end panels
- Affinity ergonomic breathing hole and plug
- Shaped leg for rapid height adjustment
- Holes each end to hold the face cradle frame and a paper towel holder
- Includes a quality carry case
- Soft touch carrying handles
- Rounded corners
- Anti-slip feet

Code

White Marlin
Navy Marlin

AFALU4/W
AFALU4/N

PORTABLE MASSAGE BEDS

PORTABLE MASSAGE BEDS Comparison of models

TECHNICAL FEATURES

	AFCFLEX3/B	AFCFLEX3/L	ADLX2/B	ADLX2/P	ADLX2/B	ADLX2/P
Height adjustment:	26" - 32" (66cm 81cm)		26" - 32" (66cm 81cm)		32.5" (62cm 82.5cm)	
Weight:	16kgs		16kgs		25" - 14.4kg	28" - 16.5kg
Dimensions:	Unfolded: L: 73" (185cm), W: 27" (68cm)		Unfolded: L: 73" (185cm), W: 27" (68cm) Folded: L: 36.5" (92.7cm), H: 27" (68cm), D: 9.4" (24cm)		Length 73" (185cm), Anchi 25" (63cm)/ Width 28" (71.2cm)	
Materials:	Wooden frame with 2.5" Therafoam padding, PU vinyl		Wooden frame with 2.5" Therafoam padding, PU vinyl		Aluminum frame and base with 2" semi firm, padded Therafoam, PVC vinyl *	
Working weight:	450lbs (205kgs) impact		450lbs (205kgs) impact		450lbs (205kg/32 impact)	
Warranty	2 years		2 years		2 years	
Cradle / Towel support	Both end		Both end		Both end	
Armrest	Included		Included		-	
Headrest	Included		Included		-	
Case	Included		Included		Included	
Color	BEIGE	CAFÉLATTE	BEIGE	PURPLE	WHITE	NAVY
Shipping measures (approx)	195cm x W23cm x H85cm Gross weight: 25kg.		195cm x W26cm x H84cm. Gross weight: 23.5kg.		25" 196cm x W23cm x H70cm. Gross weight: 19kgs. 28" 196cm x W24cm x H78cm. Gross weight: 21kgs	

SPA TABLES



EARTH

Multifunctional table ideal for facial, body, and massage treatments. Available in two wood colors for the structure. Soft touch, fireproof, and oil resistant PU upholstery. Stationary height. Manually adjustable backrest. Lower shelf for storage.

Code

Earth Spa Table

N8536



GENUINE

Multifunctional bed with a single motor, ideal for facial, body and massage treatments. Metal structure finished in white wood. Soft touch, fireproof, and oil resistant PU upholstery. Electrically adjustable height. Manually adjustable backrest. Lower base/shelf for storage.

Code

Genuine Spa Table

N9030



SENSE

Multi-function table with four motors for face and body massage treatments. Electrically adjustable height, backrest, and legs. Adjustable armrests with gas pump. Soft touch, fireproof, and oil resistant PU upholstery. LED lighting around the base.

Code

Sense Spa Table
Sense Thermic Spa TableN9032
N9032T

DAPHNE

Multi-function table with 4 motors for treatments and massages. Metal structure finished in curved wood. Electrically adjustable height, backrest, and leg rest. Lower accessory compartment with drawer.

Code

Daphne Spa Table
Daphne Thermic Spa TableN9287
N9287T

SPA TABLES



APOLO

ASTRALPOOL 

Multi-function treatment table with 4 motors. Adjustable height (from 62 - 82 cm). Armrests with adjustable height with gas pump. Mattress size: 80 cm x 192 cm x 15 cm (19 cm mattress optional); MULTI-SOFT, PU-SOFT TOUCH comfort upholstery. Finishes: wenge, gray (optional). Sliding Plexiglas panels, shockproof (wood panels optional) Includes accessory compartment with LED lighting.

Code

Apolo Spa Table

N90371



OCEAN

ASTRALPOOL 

3-motor table with metal structure finished in white or oak wood. Extra-long armrests and finger relaxation: adjustable with gas pump. Electrically adjustable height, backrest, and leg rest. Soft touch and fireproof PU upholstery. Oil resistant.

Code

Ocean Spa Table

N90291

Ocean Thermic Spa Table

N9029T



AQUA

ASTRALPOOL 

Multi-function table for classic treatments (with mattress) and for spa treatments (warm + wet) on a Corian surface. White metal structure. Folding mattresses (storage compartment). Aromatherapy. Telescopic shower. It includes hospital-style and easily disinfected Corian trays.

Code

Aqua Spa Table

N9020



VENUS

ASTRALPOOL 

Multi-function table for classic treatments (with mattress) and for spa treatments (warm + wet) on a Corian surface. White metal structure. Folding mattresses (storage compartment). Aromatherapy. Telescopic shower. It includes hospital-style and easily disinfected Corian trays.

Code

Venus Spa Table

N9022

SPA TABLES

SPA TABLES Comparison of models



Code	Description	Measures	Num. Motors	Base Color	Optionals
N8536	EARTH	73 x 189 x 75	-	BICOLOR	Paper clip Manual Control
N9030	GENUINE	76 x 188 x 56/76	1 (height)	WHITE	Paper clip Memory foam option Thermic
N9032	SENSE	78.5 x 189 x 54/74	4		Memory foam option
N9032T	SENSE THERMIC	78.5 x 189 x 54/74	4		Memory foam option Armrest
N9287	DAPHNE	82 x 200 x 65/90	4	WHITE OAK OLD WOOD NATURAL OAK WALNUT	Memory foam option
N9287T	DAPHNE THERMIC	82 x 200 x 65/90	3		Memory foam option Thermic
N90371	APOLO	78.5 x 189 x 62/82	4	WENGÉ NEW GREY	Paper clip Thermic
N90291	OCEAN	74 x 200 x 57/88	3	WOOD WHITE WOOD WHITE	Memory foam option
N9029T	OCEAN THERMIC	74 x 200 x 57/88	3		
N9020	AQUA	92 x 219 x 61/81	1	White metal	
N9022	VENUS	92 x 219 x 58/84	1	WOOD WHITE	Traditional mattress in PU Himalaya salt or Quartz

SKAY STANDARD FINISHES



SKAY SPECIAL FINISHES



OPTIONAL AYURVEDIC ACCESSORIES



AYURVEDA MASSAGE STONE
73764



AYURVEDA SMALL OIL WARMER
N8354



AYURVEDA STONE HEATER
N5610




FOUNTAINS

FLUIDRA





Astana Expo 2017





WATER IS THE ORIGIN
OF EVERYTHING THAT
EXISTS.

IT IS THE ESSENTIAL
ELEMENT.

(Tales de Mileto)

Fountains have always been synonymous with life. Playing a vital role as a source of happiness, a place where communities gather, a vibrant and dynamic space, a meeting point and a metaphor for life.

Natural and artificial, decorative and functional. Today we can enjoy fountains as a more decorative, sustainable, participatory and spectacular event.

Fluidra has extensive experience with more than 40 years creating a wide range of different innovative and sustainable fountain solutions through its own products and engineering technologies: dry-deck fountains, watershows, cascades, vessel fountains, water curtains, etc.

Each fountain is practically handcrafted, as every detail matters. With a custom-client approach, from the conceptualization and design we conceive **refreshing spaces that add an ornamental touch to any aquatic project as well as a great added value.**





PROJECTS

529



PRODUCTS

557





FOUNTAINS

PROJECTS

- | | | | |
|-----|--|-----|--|
| 530 | Font dels Colors -
Andorra la Vella, Andorra | 542 | Kashirskaya - Moscow, Russia |
| 530 | Astana Central Mosque -
Astana, Kazakhstan | 543 | Vadi Istanbul - Istanbul, Turkey |
| 531 | Vladivostok Central Square -
Vladivostok, Russia | 543 | Nou Barris Central Park -
Barcelona, Spain |
| 531 | Dostyk Fountain - Almaty, Kazakhstan | 544 | The Harbor Merida - Merida, Mexico |
| 532 | Boulevard Turkistan -
Turkistan, Kazakhstan | 544 | Isataya Square - Atyrau, Kazakhstan |
| 532 | Cascade Pushkin street -
Almaty, Kazakhstan | 545 | Nazarbaev Street Funsquare -
Almaty, Kazakhstan |
| 533 | Kurmaganzy Street Fountain -
Almaty, Kazakhstan | 545 | Boscolo Airone Hotel - Venice, Italy |
| 533 | Druzhba Square - Almaty, Kazakhstan | 546 | Nazarbaev Street Vessel Fountain -
Almaty, Kazakhstan |
| 534 | Nazarbayev Square -
Nur Sultan, Kazakhstan | 546 | Almaty Shell Fountains -
Almaty, Kazakhstan |
| 534 | Omarova Street Fountains -
Nur Sultan, Kazakhstan | 547 | Astana Expo 2017 - Astana, Kazakhstan |
| 535 | Siwssotel Fountain -
Alatau, Kazakhstan | 548 | Gravellona Toce -
Verbano-Cusio-Ossola, Italy |
| 535 | 1000 Jets Fountain complex -
Almaty, Kazakhstan | 548 | Mega Silk Way - Astana, Kazakhstan |
| 536 | Glala - New Galala City, Egypt | 549 | Planet Hollywood Hotel -
Cancún, Mexico |
| 536 | Mivida - New Cairo, Egypt | 549 | The Style Outlets Funsquare -
Viladecans, Spain |
| 537 | Gia Tower Waterfall -
Phnom Penh, Cambodia | 550 | Taman Anggrek Funsquare -
Jakarta, Indonesia |
| 537 | Gia Tower Funsquare -
Phnom Penh, Cambodia | 550 | Catalonia Square Fountains -
Barcelona, Spain |
| 538 | Litnyy Square - Bryansk, Russia | 551 | Oceanis Shopping Mall -
Moscow, Russia |
| 538 | Boat Fountain - Shelekhov, Russia | 551 | Radisson Resort Zavidovo -
Zavidovo, Russia |
| 539 | The Outlet Moscow - Moscow, Russia | 552 | Moremall Fountain - Sochi, Russia |
| 539 | Raffles City Funsquare -
Chongqing, China | 552 | Constitution Square - Lleida, Spain |
| 540 | Fluidra 50th Anniversary -
Barcelona, Spain | 553 | Timisoara Sunsquare -
Timisoara, Romania |
| 540 | Turkistan I City Hall -
Turkistan, Kazakhstan | 553 | Baku Geyser (140 m) - Baku, Azerbaijan |
| 541 | Funsquare in Lodz - Lodz, Poland | 554 | Shamkir Park - Shamkir, Azerbaijan |
| 541 | Viggiano - Viggiano, Italy | 554 | Madrid Rio Fountains - Madrid, Spain |
| 542 | Great Exhibition of the North -
Newcastle, United Kingdom | 555 | Magic Fountain of Montjuïc -
Barcelona, Spain |

FONT DELS COLORS - ANDORRA LA VELLA, ANDORRA



ASTANA CENTRAL MOSQUE - ASTANA, KAZAKHSTAN



VLADIVOSTOK CENTRAL SQUARE - VLADIVOSTOK, RUSSIA



DOSTYK FOUNTAIN - ALMATY, KAZAKHSTAN




BOULEVARD TURKISTAN - TURKISTAN, KAZAKHSTAN



CASCADE PUSHKIN STREET - ALMATY, KAZAKHSTAN



KURMAGANZY STREET FOUNTAIN – ALMATY, KAZAKHSTAN



DRUZHBA SQUARE – ALMATY, KAZAKHSTAN



NAZARBAYEV SQUARE – NUR SULTAN, KAZAKHSTAN




OMAROVA STREET FOUNTAINS – NUR SULTAN, KAZAKHSTAN



SIWSSOTEL FOUNTAIN - ALATAU, KAZAKHSTAN

ASTRALPOOL 

1000 JETS FOUNTAIN COMPLEX - ALMATY, KAZAKHSTAN

ASTRALPOOL 

GLALA - NEW GALALA CITY, EGYPT



MIVIDA - NEW CAIRO, EGYPT



GIA TOWER WATERFALL - PHNOM PENH, CAMBODIA



GIA TOWER FUNSQUARE - PHNOM PENH, CAMBODIA



LITIY SQUARE - BRYANSK, RUSSIA



BOAT FOUNTAIN - SHELEKHOV, RUSSIA



THE OUTLET MOSCOW – MOSCOW, RUSSIA

ASTRALPOOL 

RAFFLES CITY FUNSQUARE – CHONGQING, CHINA

ASTRALPOOL 

FLUIDRA 50TH ANNIVERSARY - BARCELONA, SPAIN



TURKISTAN | CITY HALL - TURKISTAN, KAZAKHSTAN



FUN SQUARE IN LODZ - LODZ, POLAND



VIGGIANO - VIGGIANO, ITALY



GREAT EXHIBITION OF THE NORTH - NEWCASTLE, UNITED KINGDOM



KASHIRSKAYA - MOSCOW, RUSSIA



VADI ISTANBUL - ISTANBUL, TURKEY



NOU BARRIS CENTRAL PARK - BARCELONA, SPAIN



THE HARBOR MERIDA - MERIDA, MEXICO



ISATAYA SQUARE - ATYRAU, KAZAKHSTAN



NAZARBAEV STREET FUNSQUARE - ALMATY, KAZAKHSTAN

ASTRALPOOL 

BOSCOLO AIRONE HOTEL - VENICE, ITALY


ASTRALPOOL 

NAZARBAEV STREET VESSEL FOUNTAIN - ALMATY, KAZAKHSTAN



ALMATY SHELL FOUNTAINS - ALMATY, KAZAKHSTAN





GRAVELLONA TOCE - VERBANO-CUSIO-OSSOLA, ITALY



MEGA SILK WAY - ASTANA, KAZAKHSTAN



PLANET HOLLYWOOD HOTEL - CANCÚN, MEXICO




THE STYLE OUTLETS FUNSQUARE - VILADECANS, SPAIN




TAMAN ANGGREK FUN SQUARE - JAKARTA, INDONESIA



CATALONIA SQUARE FOUNTAINS - BARCELONA, SPAIN



OCEANIA SHOPPING MALL – MOSCOW, RUSSIA



RADISSON RESORT ZAVIDOVO – ZAVIDOVO, RUSSIA



MOREMALL FOUNTAIN - SOCHI, RUSSIA



CONSTITUTION SQUARE - LLEIDA, SPAIN



TIMISOARA SUNSQUARE - TIMISOARA, ROMANIA

ASTRALPOOL 


BAKU GEYSER (140 M) - BAKU, AZERBAIJAN

ASTRALPOOL 

SHAMKIR PARK – SHAMIKIR, AZERBAIJAN



MADRID RIO FOUNTAINS – MADRID, SPAIN



MAGIC FOUNTAIN OF MONTJUÏC - BARCELONA, SPAIN





FOUNTAINS

PRODUCTS

558 NOZZLES

- 558 Spear nozzle
- 559 Big spear nozzle
- 560 Cascade Nozzle
- 561 Cascade Nozzle With Swivel
- 562 Foamy nozzle
- 563 TFE nozzle
- 564 Fog Nozzle
- 565 Vulcano nozzle
- 566 Mushroom nozzle
- 567 Callyx nozzle
- 568 Fleur de Lis
- 569 Bouquet nozzle
- 570 Rotating nozzle

571 JETS

- 571 Dancer jet
- 572 Dancer nozzle
- 573 Swing Dancer jet
- 574 Swing Z Dancer jet
- 575 Digital Curtain
- 576 Water Curtain
- 576 Water Curtain with linear Led
- 577 Mesh Curtain
- 578 Water Screen
- 579 Waterfall
- 580 Jet Cosmos
- 581 Glassy jet
- 582 Glassy jet with jumping effect
- 583 Switch S System
- 585 Switch L system
- 586 Fire jet
- 587 Rocket jet
- 588 Rocket Horizontal jet
- 589 Plug & Play

590 FOUNTAIN PUMPS

- 590 Submersible Pump DF
- 591 DMX Pump S
- 592 DMX Pump L

593 ILLUMINATION

- 594 Comi Led (S)
- 595 Comi Led (M)
- 596 Comi Led (L)
- 597 NIQ projector

- 598 Nano projector
- 599 Mini / Mini + Projector
- 600 Circular Ø200
- 601 Circular Ø300 - Ø350
- 602 Halospot projector
- 603 Kibele projector
- 604 Linear Escala projector
- 605 Adjustable linear projector
- 606 DMX Driver power supply
- 606 DMX Driver ONLED external power supply
- 606 ONLED modulator
- 607 ONLED Remote control
- 607 ONLED WiFi Access Point
- 607 ONLED WiFi APP
- 608 ONDMX Touchscreen
- 609 ONDMX Touchscreen Pro
- 610 Power Supply
- 610 Safety Transformers
- 612 V:Nano
- 613 V:Server3 Touch
- 614 Diagrams

620 FLOATING FOUNTAINS

- 620 Aquaforte floating fountains
- 620 Aquaforte timer/controller
- 621 EJ series fountains
- 622 Premium nozzles
- 623 EVFX fountains
- 623 Aquaticlear™

624 COMPLEMENTARY PRODUCTS

- 624 Level Control System
- 625 Wind Control System
- 626 Interactive Sensor Buttons
- 627 Swivel
- 628 Pipe Fitting
- 630 Cable inlet fitting
- 632 Pressure Holding Valve
- 633 Prefilter LFS
- 634 Waterproof Junction SS D20 / D14
- 634 Overflow
- 636 Junction boxes
- 637 Cable Inlet Fitting Box
- 638 LF Filters
- 639 HFL Filters

NOZZLES



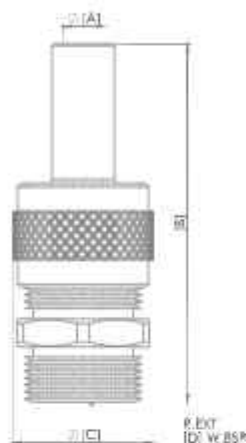
SPEAR NOZZLE



Spear Nozzle is the most polyvalent nozzle for the design of any ornamental fountain.

They are made of AISI 304 stainless steel, which provides high sturdiness and rusting resistance, and provides a stylish finish to the fountain.

It has an 20° adjustable joint to correct the jet outlet in case of misalignment of manifolds or pipes, or to create parabolas without additional accessories.



Jet Ø (A)	Inlet	Code
Spear nozzle		
Ø 4 mm	G 3/8" M	67496
Ø 6 mm	G 3/8" M	66639
Ø 8 mm	G 1/2" M	66640
Ø 10 mm	G 1/2" M	66641
Ø 12 mm	G 1" M	66642
Ø 14 mm	G 1" M	66643
Ø 16 mm	G 1 1/2" M	66644
Ø 20 mm	G 1 1/2" M	66645

TECHNICAL FEATURES

Nozzle	SPEAR NOZZLE 4	SPEAR NOZZLE 6	SPEAR NOZZLE 8	SPEAR NOZZLE 10	SPEAR NOZZLE 12	SPEAR NOZZLE 14	SPEAR NOZZLE 16	SPEAR NOZZLE 20								
Code	67496	66639	66640	66641	66642	66643	66644	66645								
Inlet	G 3/8" M	G 3/8" M	G 1/2" M	G 1/2" M	G 1" M	G 1" M	G 1-1/2" M	G 1-1/2" M								
Jet diameter	Ø 4 mm	Ø 6 mm	Ø 8 mm	Ø 10 mm	Ø 12 mm	Ø 14 mm	Ø 16 mm	Ø 20 mm								
Dimensions ØCxH	Ø21x52 mm	Ø21x52 mm	Ø24x76 mm	Ø24x76 mm	Ø36x111 mm	Ø36x111 mm	Ø61x167 mm	Ø61x167 mm								
Jet height [m]	l/min m		l/min m		l/min m		l/min m		l/min m		l/min m		l/min m			
0.5	2.4	0.6	4.9	0.6	9.6	0.7	15.8	0.8	25.4	1	31	0.9	46	1	70	1.2
0.75	2.9	1	6.1	0.9	11.6	0.9	19.3	1.1	30.2	1.3	38	1.2	55	1.3	80	1.3
1	3.4	1.2	7.2	1.2	13.3	1.3	21.9	1.4	33.6	1.5	44	1.4	62	1.5	87	1.5
1.25	3.8	1.5	8.5	1.4	15.9	1.6	24.8	1.7	39	2	51	1.8	70	1.9	95	1.8
1.5	4.2	1.8	9.6	1.7	17.1	1.8	27.8	2	40.9	2.1	55	2.1	76	2.1	104	2.1
1.75	4.7	2.3	11	2	19.5	2.1	32	2.4	45.8	2.6	61	2.4	82	2.4	111	2.4
2	4.9	2.7	11.6	2.4	20.4	2.4	32.4	2.7	46.6	2.7	65	2.7	88	2.6	119	2.7
2.5	5.4	3.1	13.2	3	23.2	3.1	36.6	3.4	51.9	3.2	72	3.3	99	3.2	135	3.3
3	6.1	3.6	14.7	3.7	25.8	3.7	40.3	4.1	57.2	3.8	81	4	108	3.7	148	4
3.5	6.6	4.2	15.6	4.3	28.1	4.4	44.3	4.8	62.9	4.5	88	4.7	117	4.5	160	4.6
4	7.2	4.9	16.5	5	30.3	5	48.6	5.6	66.4	5	94	5.3	125	5.1	171	5.2
5					35	6.1	54.8	7.1	75.1	6.2	107	6.6	138	6	197	6.4
6							60.4	8.6	83.9	7.5	118	7.9	150	7.5	217	7.6
7									91.7	8.6	129	9.3	164	8.5	238	8.9
8									98.2	9.8	139	10.5	176	9.6	257	10.2
9											149	11.8	187	11.2	274	11.3
10											156	13.1	198	12.5	290	12.6
11													208	13.8	306	13.9
12													216	14.6	322	15.1
14															348	17.6



NOZZLES



BIG SPEAR NOZZLE

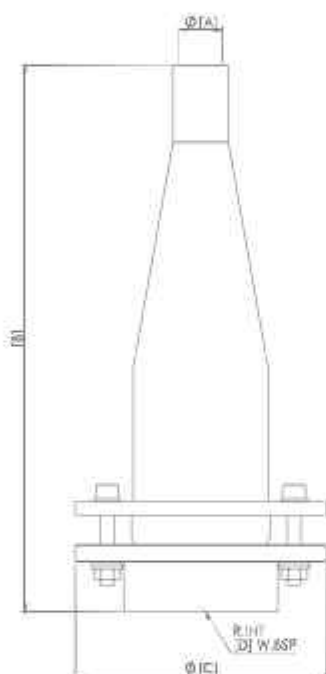


Big Spear Nozzle is a nozzle designed for ornamental fountains with great height jets.

Those are entirely made of AISI 316 stainless steel, which provides high sturdiness and oxidation resistance, and provides a stylish finish to the fountain. They can be made of brass material on request.

It has a 10° adjustable joint to correct the jet outlet in case of misalignment of manifolds or pipes.

Jet Ø (A)	Inlet	Code
Ø 25 mm	G 2-1/2" F	66646
Ø 38 mm	G 4" F	66647



TECHNICAL FEATURES				
Nozzle	SPEAR NOZZLE 4		SPEAR NOZZLE 6	
Code	66646		66647	
Inlet	G 2-1/2" F		G 4" F	
Jet diameter A	Ø 25 mm		Ø 38 mm	
Dimensions BxC	317x145 mm		463x205 mm	
Jet height [m]	l/min	m	l/min	m
10	440	13.5	895	13
12.5	485	17	990	16.5
15	550	20	1110	19.5
20	615	27.5	1300	26
25	680	34	1440	32
30	760	42	1625	39
35	810	48	1760	46
40	865	55	1850	52
50	970	65	2080	65



NOZZLES



CASCADE NOZZLE



Cascade Nozzle is a classical jet that mixes water and air creating a solid and conic column of water visible from any direction. Furthermore contributes to an oxygen enrichment of the water.

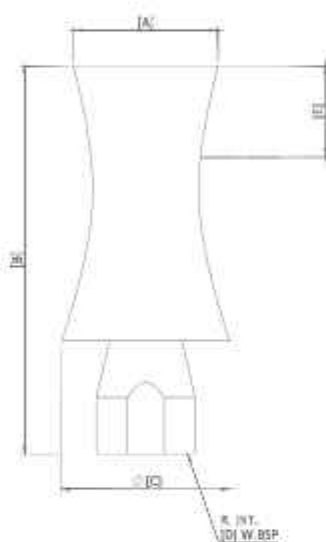
Those nozzles are water level depending, so must be installed on a determinate height. Strong waves can cause abrupt changes in the height of the jet.

They are entirely made of AISI 316 stainless steel, which provides high sturdiness and oxidation resistance, and provides a stylish finish at the fountain.

Jet Ø (A)	Inlet	Code
-----------	-------	------

Cascade nozzle

Ø 35 mm	G ½" H	66691
Ø 50 mm	G 1" H	66692
Ø 80 mm	G 1-½" H	66693
Ø 100 mm	G 2" H	66694
Ø 125 mm	G 2-½" H	66698



TECHNICAL FEATURES

Nozzle	CASCADE NOZZLE 35	CASCADE NOZZLE 50	CASCADE NOZZLE 80	CASCADE NOZZLE 100	CASCADE NOZZLE 125					
Code	66691	66692	66693	66694	66698					
Inlet D	G ½" H	G 1" H	G 1-½" H	G 2" H	G 2-½" H					
Jet diameter A	Ø 35 mm	Ø 50 mm	Ø 80 mm	Ø 100 mm	Ø 125 mm					
Dimensions BxC	110x48 mm	140x66 mm	185x104 mm	261x125 mm	298x145 mm					
Water level E	20 mm	25 mm	30 mm	35 mm	40 mm					
Jet height [m]	l/min	m	l/min	m	l/min	m	l/min	m	l/min	m
0.5	16	7.4	36	2.6	64	2.1	130	2.3		
0.75	19	9.8	43	3.5	78	2.9	144	2.9		
1	22	12.8	48	4.4	89	3.7	155	3.6	241	3.7
1.5	28	18.6	58	6.1	109	5.4	186	5.3	291	5
2	32	24	66	7.8	124	7.2	210	6.8	332	6.3
2.5			75	11.1	136	8.7	231	8.1	368	7.7
3			81	14.6	148	10.5	250	9.5	400	8.9
4			87	17.5	168	13.6	276	12.3	458	11.4
5			96	20.4	182	16	321	15.1	509	14.2
6					195	19.1	348	17.9	555	16.5
7					207	22.9	378	21.1	600	19
8					220	26.4	402	24.2	646	21.7
10					238	31.1	446	29.2	722	27
12							485	33.5	783	32.2
14							474	37	847	38.1
16									901	42.6
18									969	47.7



NOZZLES

CASCADE NOZZLE WITH SWIVEL



Cascade nozzle is a jet that mixes water and air creating a solid and conic column of water visible from any direction. Furthermore, it contributes to oxygen enrichment of the water.

Those nozzles are water level depending, so must be installed on a determinate height. Strong waves can cause changes in the height of the jet.

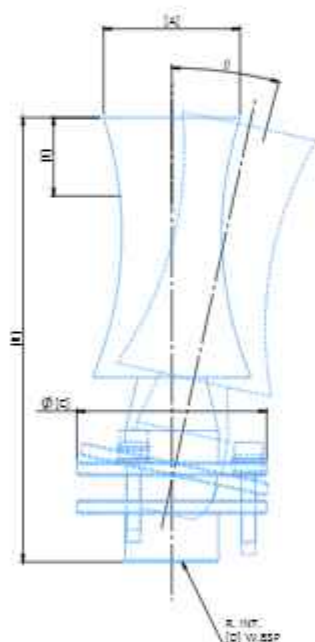
They are entirely made of AISI 316 stainless steel, which provides high sturdiness and oxidation resistance, and provides a stylish finish at the fountain.

They also incorporate a swivel on its base in order to take up inlet inclinations.

Jet Ø (A)	Inlet	Code
-----------	-------	------

Cascade nozzle with swivel

Ø 35 mm	G ½" H	73792
Ø 50 mm	G 1" H	73793
Ø 80 mm	G 1-½" H	73794
Ø 100 mm	G 2" H	73795
Ø 125 mm	G 2-½" H	73796



TECHNICAL FEATURES											
Nozzle	CASCADE NOZZLE + SWIVEL 35		CASCADE NOZZLE + SWIVEL 50		CASCADE NOZZLE + SWIVEL 80		CASCADE NOZZLE + SWIVEL 100		CASCADE NOZZLE + SWIVEL 125		
Code	73792		73793		73794		73795		73796		
Inlet D	G ½" H		G 1" H		G 1-½" H		G 2" H		G 2-½" H		
Jet diameter A	Ø 35 mm		Ø 50 mm		Ø 80 mm		Ø 100 mm		Ø 125 mm		
Dimensions BxC	135x57 mm		160x78 mm		215x120 mm		306x140 mm		340x160 mm		
Water level E	20 mm		25 mm		30 mm		35 mm		40 mm		
Max inclination β	12°		12°		8°		8°		7°		
Jet height [m]	l/min		m		l/min		m		l/min		m
0.5	16		7.4		36		2.6		64		2.1
0.75	19		9.8		43		3.5		78		2.9
1	22		12.8		48		4.4		89		3.7
1.5	28		18.6		58		6.1		109		5.4
2	32		24		66		7.8		124		7.2
2.5					75		11.1		136		8.7
3					81		14.6		148		10.5
4					87		17.5		168		13.6
5					96		20.4		182		16
6									195		19.1
7									207		22.9
8									220		26.4
10									238		31.1
12											465
14											474
16											37
18											901

NOZZLES



FOAMY NOZZLE

Foamy Nozzle produces a very sparkling and consistent jet. The ornamental effect doesn't depend on the water level and it's very wind resistant, generating a great uniformity on the fountain.

Furthermore, it contributes to an oxygen enrichment of the water.

They are made entirely of AISI 316 stainless steel, which provides high sturdiness and oxidation resistance, and provides a stylish finish at the fountain.



66689

66690



71335

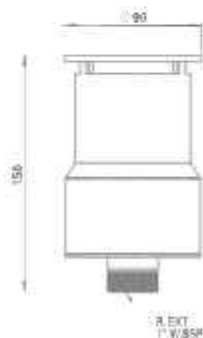
Jet Ø (A)	Inlet	Code
-----------	-------	------

Foamy nozzle

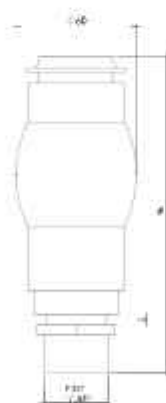
Ø 35 mm	G 1" M	66689
Ø 50 mm	G 1" M	66690
Ø 32 mm	G 1" M	71335



FOAMY NOZZLE 35



FOAMY NOZZLE 50



FOAMY NOZZLE 35 PL/SS

TECHNICAL FEATURES

Nozzle	FOAMY NOZZLE 35	FOAMY NOZZLE 50	FOAMY NOZZLE 35 PL/SS			
Code	66689	66690	71335			
Inlet C	G 1" M	G 1" M	G 1" M			
Jet diameter	Ø 35 mm	Ø 50 mm	Ø 32 mm			
Dimensions Axß	53x155 mm	90x156 mm	60x158 mm			
Jet height [m]	l/min	m	l/min	m	l/min	m
0.25	45	1.7	96	2.2	44	0.9
0.5	56	2.1	119	2.9	59	1.3
0.75	71	2.9	140	3.6	68	1.9
1	80	3.4	158	4.5	76	2.5
1.5	96	4.6	193	6.3	93	3.9
2	108	5.4	226	8.2	107	5
2.5	118	6.6	249	10	121	6.4
3			270	11.7	132	7.8
3.5			287	13.4	142	8.7
4			302	15.1		
4.5			314	16.9		
5			338	18.7		



NOZZLES

TFE NOZZLE



TFE Nozzle produces a sparkling and consistent jet with less flow requirements to similar nozzles with the same diameter. The ornamental effect doesn't depend on the water level and it is very wind resistant, generating a great uniformity on the fountain.

It is made entirely of AISI 316 stainless steel, which provides high sturdiness and rusting resistance, and provides a stylish finish at the fountain.

Jet Ø (A)	Inlet	Code
TFE nozzle		
Ø 25 mm	G 1" M	72475
Ø 32 mm	G 1 ¼" H	72476
Ø 40 mm	G 1 ½" H	72477

TECHNICAL FEATURES

Nozzle	TFE25 NOZZLE	TFE32 NOZZLE	TFE40 NOZZLE			
Code	72475	72476	72477			
Inlet C	G 1" M	G 1 ¼" H	G 1 ½" H			
Jet diameter	Ø 25 mm	Ø 32 mm	Ø 40 mm			
Dimensions AxØ	155x38 mm	173x43 mm	210x53 mm			
Jet height [m]	l/min	m	l/min	m	l/min	m
0.5	30	1.1	45	1.4	61	1.8
1	38	1.8	56	2.3	74	2.8
1.5	47	2.6	69	3.3	90	4
2	52	3.5	79	4.3	105	5.4
2.5	57	4.3	86	5.2	114	6.2
3	63	5	94	6.1	125	7.2
3.5	68	6	102	7.3	135	8.5
4	75	6.8	112	8.1	147	9.6
4.5			119	9.1	159	10.9
5					167	12.5
6					183	15.2



NOZZLES

FOG NOZZLE



Fog Nozzle is a nozzle that generates a total dispersion of water producing fog in seconds.

This revolutionary nozzle provides a pleasant feeling of freshness and humidification in the atmosphere.

They are entirely made of AISI 316 stainless steel, which provides high sturdiness and oxidation resistance, and provides a stylish finish to the fountain.



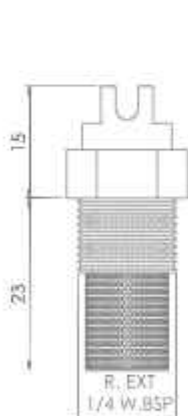
Jet Ø (A)	Inlet	Code
Ø 1.4 mm	G ¼" M	66697
Ø 1.4 mm	G ¼" M	70668
-	G ¼" / 1"	70669

Fog nozzle

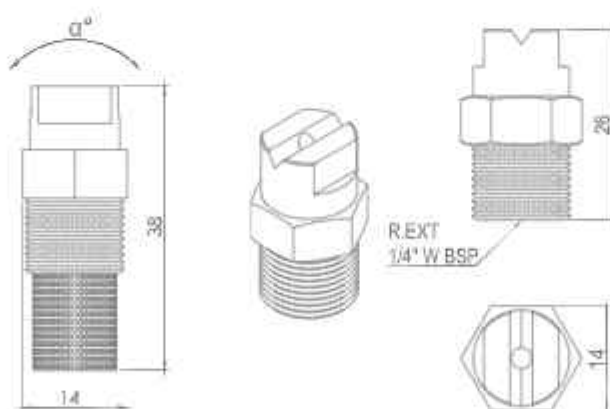
TECHNICAL FEATURES		
Nozzle	FOG WIDE NOZZLE	
Code	66697	
Inlet	G ¼" M	
Jet diameter	Ø 1.4 mm	
Dimensions AxB	38x14 mm	
Jet height [m]	l/min	m
68	0.72	4
76	0.95	7
84	1.4	15
90	1.6	20
95	2	30
98	2.3	40
102	2.8	60

TECHNICAL FEATURES		
Nozzle	FOG NICHE	
Code	70668	
Inlet	G ¼" M	
Jet diameter	Ø 1.4 mm	
Dimensions AxB	26x14 mm	
Jet height [m]	l/min	m
10	5.3	14
15	7.6	28
19	10.6	55
23	17	138

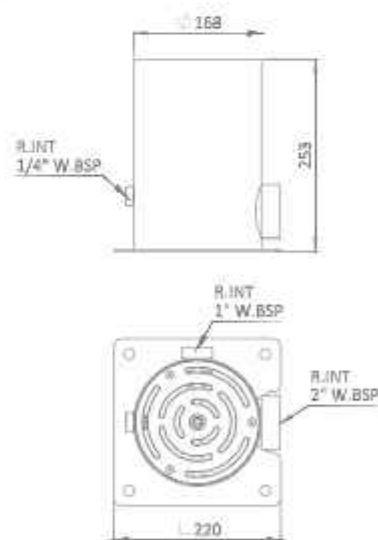
TECHNICAL FEATURES	
Nozzle	FOG NICHE
Code	70669
Inlet	G ¼" / 1"
Drain	G 2"
Dimensions AxB	253x220x220 mm
Material	Stainless steel AISI316



FOG WIDE NOZZLE



FOG NARROW NOZZLE



NICHE FOG



NOZZLES

VULCANO NOZZLE



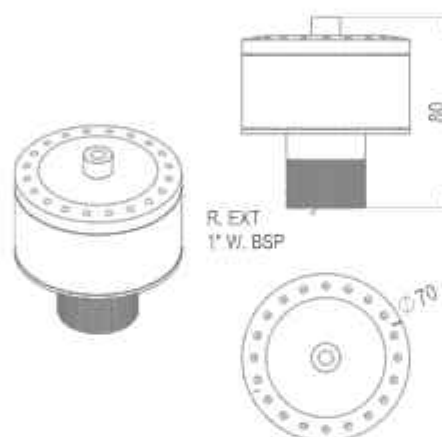
Vulcano nozzle produces a set of parabolic jets reaching different heights and lengths, achieving a nice and visible water effect.

They are entirely made of AISI 316 stainless steel, which provides high sturdiness and oxidation resistance, and provides a stylish finish at the fountain.

Code

Vulcano nozzle

67204



TECHNICAL FEATURES

Nozzle	VULCANO NOZZLE	
Code	67204	
Inlet	G 1" M	
Jet diameter	Ø 1x6mm + 20x3 mm	
Dimensions AxB	80 x 70 mm	
Jet height [m]	l/min	m
0.5	27	1.3
1.0	35	2.3
1.5	43	3.1
2.0	49	3.7
2.5	55	4.4
3.0	60	5.2
4.0	72	6.6



NOZZLES



MUSHROOM NOZZLE



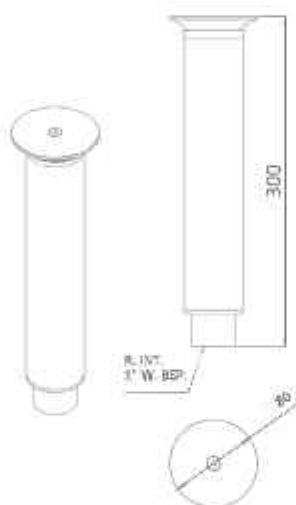
Mushroom nozzle produces a perfectly laminar and semi-spherical transparent lamina. When falling it creates a completely continuous bell-shaped effect.

They are entirely made of AISI 316 stainless steel, which provides high sturdiness and oxidation resistance, and provides a stylish finish at the fountain.

Code

Mushroom nozzle

67206



TECHNICAL FEATURES

Nozzle	MUSHROOM NOZZLE	
Code	67206	
Inlet	G 1" F	
Dimensions AxB	300 x 80 mm	
Diameter [mm]	l/min	m
250	29	1.2
500	32	1.3
750	40	1.4
1000	50	1.5



NOZZLES

CALLYX NOZZLE



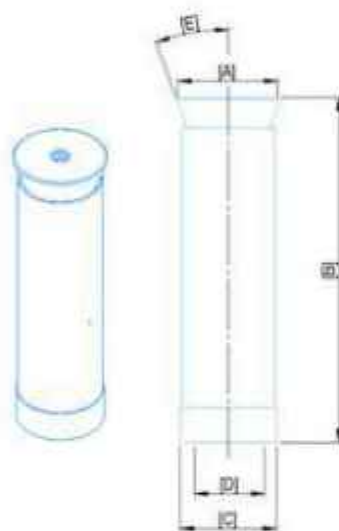
Callyx nozzle produces a perfectly laminar and conical transparent lamina similar shaped to a goblet.

It is entirely made of AISI316 stainless steel, which provides high sturdiness and oxidation resistance, and provides a stylish finish at the fountain.

Jet Ø (A)	Inlet	Code
-----------	-------	------

Callyx nozzle

200 mm	1-¼" H	73823
200 mm	1-½" H	73824
230 mm	2" H	73825
225 mm	2" H	73826



TECHNICAL FEATURES

Code	73823	73824	73825	73826					
Jet diameter (A)	-	-	-	-					
Height (B)	200 mm	200 mm	230 mm	225 mm					
External diameter (C)	Ø 55 mm	Ø 55 mm	Ø 65 mm	Ø 65 mm					
Water connection (D)	1-¼" H	1-½" H	2" H	2" H					
Water level (E)	20°	20°	20°	35°					
Jet height [m]	Jet diameter [m]	l/min	m	l/min	m	l/min	m	l/min	m
0.12	0.25	45	0.5	50	0.5				
0.25	0.50	60	0.6	60	0.6	100	1.7	70	0.7
0.38	0.75			75	0.7	107	1.8	80	0.9
0.50	1			90	0.8	115	1.9	100	1.4
0.75	1.5					140	2.1	115	1.5
0.88	1.75							120	1.5
1	2							135	1.6

NOZZLES



FLEUR DE LIS



Fleur de lis nozzle produces a set of parabolic regulable jets, reaching different heights and lengths, achieving a nice and visible water effect.

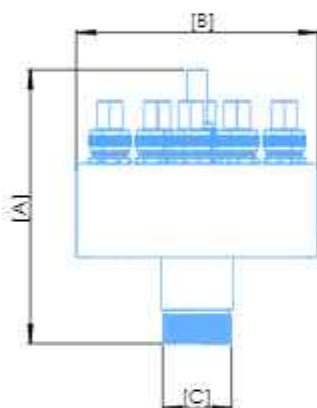
It is entirely made of AISI316 stainless steel, which provides high sturdiness and oxidation resistance, and provides a stylish finish at the fountain.

Jet Ø (A)	Inlet	Code
-----------	-------	------

Fleur de Lis

190x168 mm	1-½" M	73810
190x219 mm	2" M	73811
221x254 mm	2-½" M	73812
200x254 mm	3" M	73813
255x390 mm	4" M	73814

TECHNICAL FEATURES



Nozzle	FLEUR DE LIS									
Code	73810	73811	73812	73813	73814					
Inlet C	1-½" M	2" M	2-½" M	3" M	4" M					
Nozzles	1x10mm + 6x6mm + 12x6mm	1x10mm + 6x6mm + 12x6mm	1x12mm + 6x8mm + 12x8mm	1x10mm + 12x6mm + 24x6mm	1x14mm + 6x12mm + 12x12mm					
Material	AISI-316									
Jet height [m]	l/min	m	l/min	m	l/min	m	l/min	m	l/min	m
0.5	78	1.4	82	1.5	130	2.0	140	2.0		
1	103	2.0	108	2.5	190	2.5	185	2.4		
1.5	126	2.8	133	3.0	235	3.0	242	2.9	505	3
2	148	3.5	152	3.7	284	3.5	291	3.8	615	3.5
2.5	165	4.2	179	4.2	316	4.2	330	4.3	710	4.3
3	185	4.9	200	5.0	357	5.0	370	5.0	773	4.9
4	206	5.9	234	6.5	401	6.3	425	6.4	893	5.7
5	227	7.5	265	8.1	443	7.5	458	8.2	997	7.2
6	249	8.9	297	9.8	502	8.9	512	9.8	1070	8.8
8					560	10.9	552	12.3	1120	10.9
10									1200	14.0
12										



NOZZLES



BOUQUET NOZZLE



Bouquet nozzle produces a set of parabolic regulable jets, reaching different lengths, achieving a nice and visible water effect.

It is entirely made of AISI316 stainless steel, which provides high sturdiness and oxidation resistance, and provides a stylish finish at the fountain.

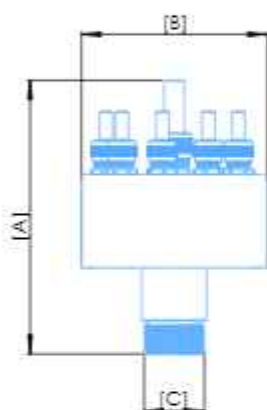
Jet Ø (A)	Inlet	Code
-----------	-------	------

Bouquet nozzle

190x129 mm	1-1/4" M	73815
190x204 mm	2" M	73816
220x254 mm	3" M	73817
220x254 mm	3" M	73818

TECHNICAL FEATURES

Nozzle	BOUQUET NOZZLE							
Code	73815	73816	73817	73818				
Dimensiones (AxB) mm	190 x 129	190 x 204	220 x 254	220 x 254				
Inlet C	1-1/4" M	2" M	3" M	3" M				
Nozzles	1x8 mm + 9x6 mm	1x8 mm + 24x4 mm	1x14 mm + 12x10 mm	1x14 mm + 24x10 mm				
Material	AISI-316							
Jet height [m]	l/min	m	l/min	m	l/min	m	l/min	m
0.5	42	1,1	46	0,9	177	0,8	312	0,9
1	60	2,0	65	1,7	230	1,5	406	1,5
1.5	76	2,8	81	2,2	279	2,2	502	2,1
2	89	3,4	99	3,0	361	2,7	651	2,8
2.5	97	4,1	110	3,6	399	3,8	718	3,4
3	110	4,9	121	4,2	438	4,9	782	4,2
4	128	5,9	141	5,0	491	5,5	879	5,5
5	143	7,3	162	7,1	542	6,9	961	7,0
6					616	8,2	1102	8,5
8					712	9,6		



NOZZLES

ASTRAL POOL

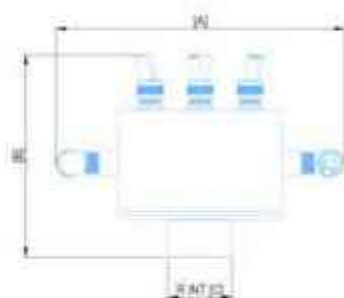
NEW
2024

ROTATING NOZZLE

Rotating Nozzle is a rotative nozzle that generates a very visual and aesthetic braid of water.

It does not need any external accessory to generate the movement and the rotation speed is regulable.

It is made in AISI-316 stainless steel.



TECHNICAL FEATURES

Nozzle	ROTATING 1"	ROTATING 1-1/2"	ROTATING 2"	ROTATING 3"				
Code	73827	73828	73829	73830				
Inlet (C)	G 1" H	G 1-1/2" H	G 2" H	G 2-1/2" H				
Nozzle Qty	(6+2) D6mm	(6+2) D8mm	(6+2) D12mm	(6+2) D14mm				
Dimensions (AxB)	225 x 158	265 x 205	370 x 265	440 x 290				
Jet height [m]	Q (l/min)	H (m)	Q (l/min)	H (m)	Q (l/min)	H (m)	Q (l/min)	H (m)
1	60	1,7	112	1,8	282	2,1	370	2,0
1,5	81	2,4	144	2,5	344	2,9	462	2,9
2	97	3,4	171	3,4	391	3,8	546	3,8
3	123	5,2	217	5,2	480	5,3	680	5,6
4	139	7,0	255	7,0	558	7,0	790	7,4
5	160	9,1	294	8,5	631	8,7	899	9,2
6			344	9,3	705	10,5	991	11,1
7					770	12,0	1084	13,0
8					825	13,7	1168	14,7
10							1310	18,3

JETS



DANCER JET



Rhythmic and elegant movements combined with the swing of the water provided by the Dancer jet contribute to create new sensations and dynamism just by the movement of the water.

The combination of light and water effects makes it innovative and spectacular, and without a doubt, it delivers the effects intended for the enjoyment of spectators.

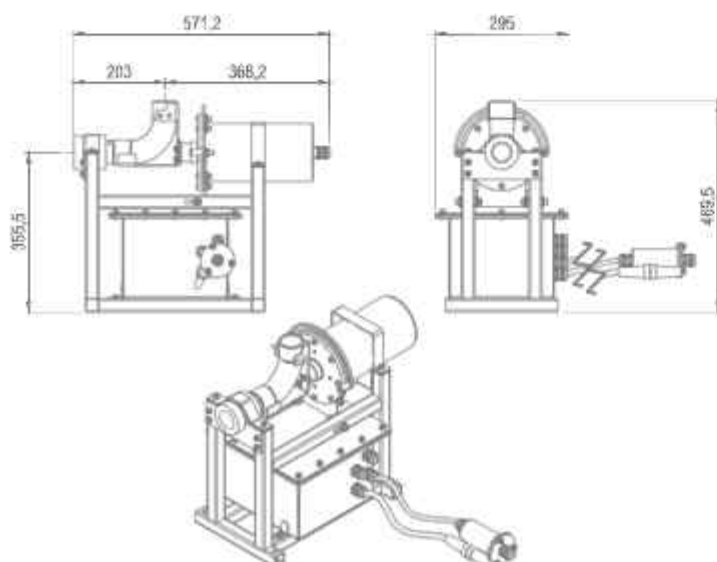
The Dancer jet follows any kind of rhythm thanks to its axial movement.

The infinite number of sequences of this jet means that extremely spectacular shows can be put on.

	Code
Dancer jet	67652

ACCESSORIES	
Accessories	Code
Jet Dancer Nozzle Short 16	67646
Jet Dancer Nozzle Long 16	67647
Jet Dancer Nozzle Short 20	67648
Jet Dancer Nozzle Long 20	67649
Lighting fixation	Code
Fixation for Halospot light	67650

TECHNICAL FEATURES	
Jet	DANCER JET
Code	67652
Dimensions (L x W x H) (mm)	580 x 300 x 470
Light type (optional)	RGB - DMX
Dancer Jet nominal voltage [V]	230 VAC
Power (Dancer) [W]	200
Power rating [A]	1,1
Water Inlet connection	1-1/2" G
Jet diameter [mm]	16 / 20 (optional)
Maximum water depth [mm]	500
Jet movement range [°]	-1
Jet movement velocity [°/s]	0 - 240
Material	Stainless steel 316
Weight [kg]	24
Dynamic jet height	With individually pump and frequency inverter
Protection class	IP55x38 mm



DANCER NOZZLE



Dancer Nozzle is an ideal nozzle to combine with Dancer Jet and Swing Dancer Jet equipment. Its versatility in the lengths of thread allows to adapt to different types of lighting.

They are entirely made of nickoled brass and AISI 316 stainless steel, which provides high sturdiness and oxidation resistance, and provides a stylish finish to the fountain.

Jet Ø (A)	Inlet	Code
-----------	-------	------

Dancer nozzle

Ø 16 mm	G 1-½" M	67646
Ø 16 mm	G 1-½" M	67647
Ø 20 mm	G 1-½" M	67648
Ø 20 mm	G 1-½" M	67649



DANCE NOZZLE SHORT
67646 - 67648



DANCE NOZZLE LONG
67647 - 67649

TECHNICAL FEATURES

Nozzle	DANCER NOZZLE SHORT 16		DANCER NOZZLE LONG 16		DANCER NOZZLE SHORT 20		DANCER NOZZLE LONG 20	
Code	67646		67647		67648		67649	
Inlet	G 1-½" M		G 1-½" M		G 1-½" M		G 1-½" M	
Jet diameter A	Ø 16 mm		Ø 16 mm		Ø 20 mm		Ø 20 mm	
Recommend light	Halospot (I0403MIRNDMXI52/ I0403WIRNI52)		Circular led (I1261MWNDMXI52/ I1255MWNDMXI52)		Halospot (I0403MIRNDMXI52/ I0403WIRNI52)		Circular led (I1261MWNDMXI52/ I1255MWNDMXI52)	
Jet height [m]	I/min	m	I/min	m	I/min	m	I/min	m
0.5	46	1	46	1	70	1.2	70	1.2
0.75	55	1.3	55	1.3	80	1.3	80	1.3
1	62	1.5	62	1.5	87	1.5	87	1.5
1.25	70	1.9	70	1.9	95	1.8	95	1.8
1.5	76	2.1	76	2.1	104	2.1	104	2.1
1.75	82	2.4	82	2.4	111	2.4	111	2.4
2	88	2.6	88	2.6	119	2.7	119	2.7
2.5	99	3.2	99	3.2	135	3.3	135	3.3
3	108	3.7	108	3.7	148	4	148	4
3.5	117	4.5	117	4.5	160	4.6	160	4.6
4	125	5.1	125	5.1	171	5.2	171	5.2
5	138	6	138	6	197	6.4	197	6.4
6	150	7.5	150	7.5	217	7.6	217	7.6
7	164	8.5	164	8.5	238	8.9	238	8.9
8	176	9.6	176	9.6	257	10.2	257	10.2
9	187	11.2	187	11.2	274	11.3	274	11.3
10	198	12.5	198	12.5	290	12.6	290	12.6
11	208	13.8	208	13.8	306	13.9	306	13.9
12	216	14.6	216	14.6	322	15.1	322	15.1
14					348	17.6	348	17.6



JETS



SWING DANCER JET



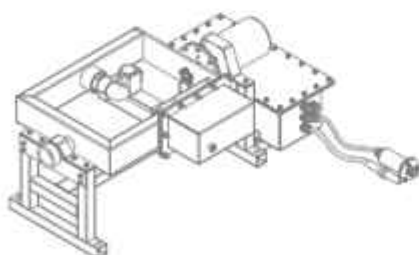
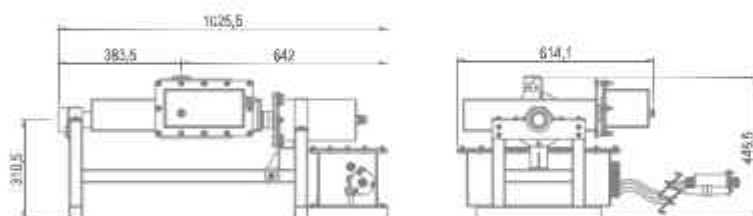
The Swing Dancer jet effect provides a show of light, color and graceful movements that express feelings and emotions transmitted through the magical combination of water and light, all of which creates the impression of a ballet staged on the water.

The multidirectional spout generates unique movements that create numerous shapes and figures. The jet can be programmed to go faster or slower so that it appears to dance on the water in dynamic, elegant movements.

	Code
Swing dancer jet	67645

ACCESSORIES	
Accessories	Code
Jet Dancer Nozzle Short 16	67646
Jet Dancer Nozzle Long 16	67647
Jet Dancer Nozzle Short 20	67648
Jet Dancer Nozzle Long 20	67649
Lighting fixation	Code
Fixation for Halospot light	67650

TECHNICAL FEATURES	
Jet	SWING DANCER JET
Code	67645
Dimensions (L x W x H) [mm]	1030 x 620 x 450
Light type (optional)	RGB - DMX
Dancer Jet nominal voltage [V]	230 VAC
Power (Dancer) [W]	350
Power rating[A]	1.9
Water Inlet connection	2" G
Jet diameter [mm]	16 / 20 (optional)
Maximum water depth [mm]	500
Jet movement range X axis [°]	-1
Jet movement range Y axis [°]	-1
Jet movement velocity in axis X [°/s]	0 - 120
Jet movement velocity in axis Y [°/s]	0 - 240
Material	ANSI 316 stainless steel
Weight [kg]	55
Dynamic jet height	With standal pump and frequency inverter
Protection level	IP 68



JETS

ASTRALPOOL

NEW
2024

SWING Z DANCER JET



The Swing Dancer jet effect provides a show of light, color and graceful movements that express feelings and emotions transmitted through the magical combination of water and light, all of which creates the impression of a ballet staged on the water.

The multidirectional spout generates unique movements that create numerous shapes and figures. The jet can be programmed to go faster or slower so that it appears to dance on the water in dynamic, elegant movements.

In combination with the FUN nozzle and the rotation of the Z axis, we can create incredible water effects.

Code

Swing Z dancer jet

72292

TECHNICAL FEATURES

Jet	SWING DANCER JET Z
Code	72292
Dimensions (L x W x H) [mm]	1200 x 515 x 572
Control	DMX - RDM (9 channels)
Nominal Voltage [V]	24 VDC
Power [W]	450
Nominal current [A]	18.8
Water inlet connection	1 1/2" G
Water outlet connection	1 1/2" G
Maximum water depth [mm]	500
Movement range X/Y axis [°]	-50 / +50
Movement range Z axis [°]	-360 / +360
Axis X/Y Speed [°/s]	0 - 120
Axis Z Speed [°/s]	0 - 500
Material	ANSI-316
Weight [Kg]	95
Protection level	IP68



JETS



DIGITAL CURTAIN



Historically, murals have been a way of representing all kind of elements. Through a combination of water and light, these representations will be given a new meaning in an innovative and interactive way.

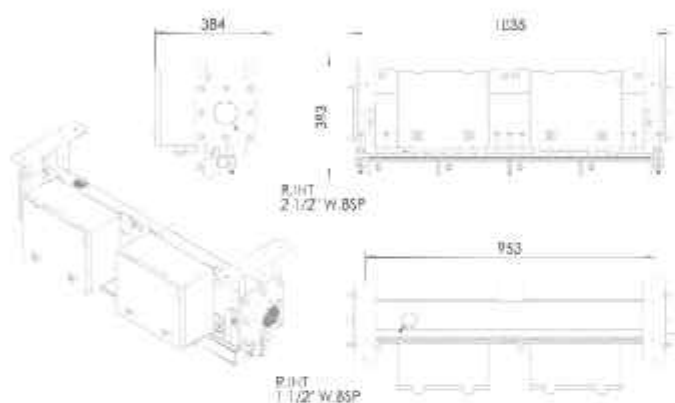
The effect introduces new technologies able to represent shapes instantly by interacting with a tablet device. A multitude of geometric combinations, organic figures and texts have their place within the concept of an interactive curtain, where you can draw and create anything you want using water and light.

Due to the force of gravity, it is important to highlight that the recommended height is lower than 4 meters. The Digital Curtain is perfect for advertising.

Code

Digital Curtain

66548



TECHNICAL FEATURES

Dimensions (L x W x H) [mm]	1035 x 390 x 393 (standard)
Nominal Voltage [V]	230 VAC
Light type	RGB+W - DMX
Light power consumption [W/m]	52
Total power consumption [W/m]	240 (without pump)
Power rating[A]	1,1
Recommended pressure [bar]	0,5
Curtain flow [(m ³ /h)/m]	4
Recommended height[m]	≤ 4
Control system	Watercurtain Manager Software
Material	AISI 316 / Brass / Others
Weight without water [kg/m]	58 kg/m
Weight with water [kg/m]	73 kg/m
Protection class	IP 66



WATER CURTAIN



* Product Upon Request

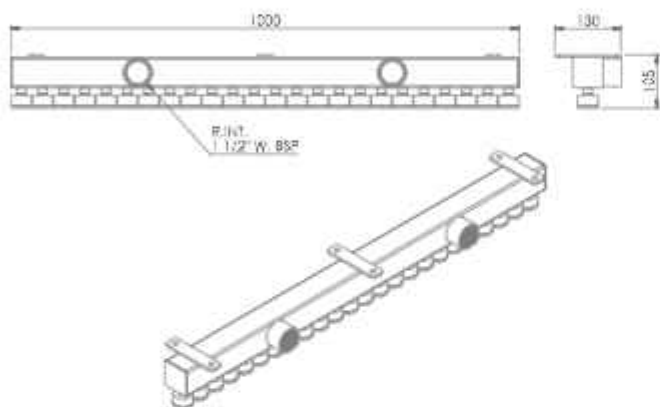
This ornamental effect creates a large screen of water that serves as a perfect surface on which to project videos and other images. The Water Curtain is big enough to project a standard panoramic HDTV image (16:9).

The combination of this decorative feature with a video or laser projector will create a visually impressive effect.

Code

Water Curtain

66551



TECHNICAL FEATURES

Dimensions (L x W x H) [mm]	1000 x 140 x 114 (standard)
Recommended pressure [bar]	0.5
Curtain flow per m [m ³ /h]	4
Recommended height [m]	≤ 4
Material	AISI 316 stainless steel/Brass
Weight without water [kg/m]	15 kg/m
Weight with water [kg/m]	20 kg/m

WATER CURTAIN WITH LINEAR LED



This ornamental effect creates a large screen of water that serves as a perfect surface on which to project videos and other images.

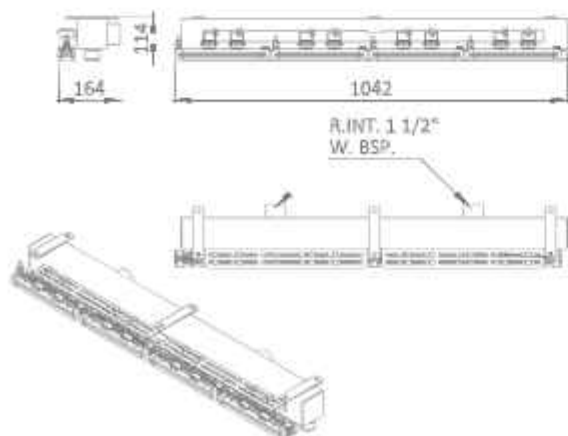
It incorporates RGB+W LED lighting with individual control of four LED lights each meter of water curtain, through DMX protocol.

The combination of the waterfall with integrated lighting will create a visually impressive effect.

Code

Water Curtain With Linear Led

73346



TECHNICAL FEATURES

Dimensions (L x W x H) [mm]	1042 x 164 x 114 (standard)
Nominal Voltage [V]	24 VDC
Light type	RGB+W - DMX
Power consumption [W/m]	52
Recommended pressure [bar]	0.5
Curtain flow per m [m ³ /h]	4
Recommended height [m]	≤ 4
Material	AISI 316 stainless steel/Brass
Weight without water [kg/m]	18 kg/m
Weight with water [kg/m]	23 kg/m

JETS



MESH CURTAIN



This mesh waterfall creates a continuous effect of falling water, producing a soft sound of calm and tranquility. It generates a pleasant and attractive hypnotic effect that recreates small waves of water.

With its state-of-the-art design it produces a perfect and uniform sheet of water continuously, silently and without splashing throughout the entire mesh. It is an ideal ornamental solution for interior spaces in hotels, shopping centers and events due to its great appeal and integration with the environment

It is made of AISI 316 stainless steel to guarantee maximum resistance to rust and reproduce a high-quality finish. The ornamental effect can be maximized by adding a lighting system or digital projection.

TECHNICAL FEATURES

Jet	MESH CURTAIN
Code	-
Dimensions (L x W x H) [mm]	Depends on the project
Fall pressure (max.) [bar]	Depends on the mesh height
Flow per m [(m ³ /h)/m]	100 l/min
Material	AISI 316 stainless steel
Weight [kg]	Depends on the project



WATER SCREEN



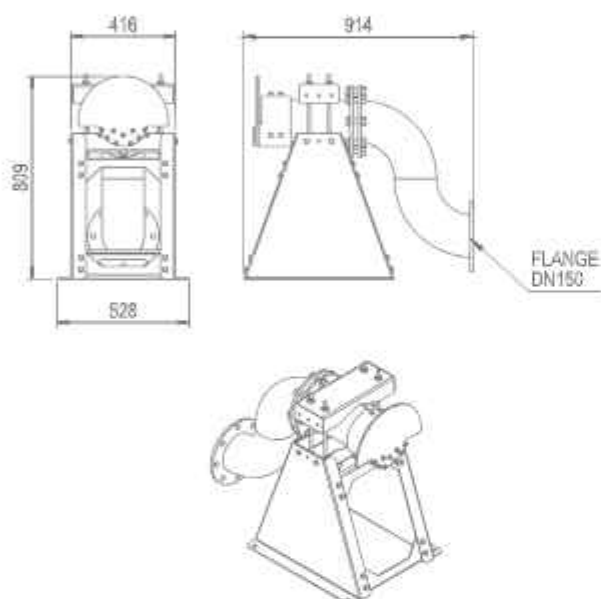
This ornamental effect creates a large screen of water that serves as a perfect surface on which to project videos and other images. The Water Screen is big enough to project a standard panoramic HDTV image (16:9).

The combination of this decorative feature with a video or laser projector will create a visually impressive effect.

Code

Water Screen

66550



TECHNICAL FEATURES

Jet	WATER SCREEN
Code	66550
Dimensions (L x W x H) (mm)	925 x 518 x 803
Inlet connection	Flange DN150
Screen dimensions range (m)	24 x 8 - 48 x 16
Flow range (m ³ /h)	110 - 260
Pressure range (bar)	6 - 12
Maximum water depth (mm)	530
Material	Stainless steel 316
Weight (kg)	94



JETS

WATERFALL



This ornamental feature produces a continuous waterfall. As a result, it makes the gentle, calming sound of the waves on the beach. It can be installed both indoors and outdoors.

Its cutting-edge design creates a perfectly uniform film of water along the whole cascade.

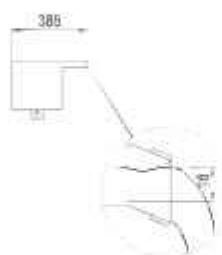
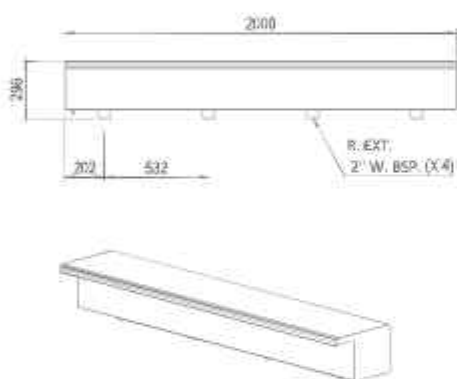
It is made of AISI 316 stainless steel to ensure maximum resistance to rust and to give it a high quality finish.

It is possible to enhance the ornamental effect by adding a lighting system.

Code

Waterfall

66552



TECHNICAL FEATURES

Jet	WATERFALL
Code	66552
Dimensions (L x W x H) (mm)	2000 x 385 x 296 standard, others on request
Fall pressure (max.) [bar]	0.5 (low pressure recommended)
Flow per m ((m ³ /h)/m)	12.5 (e=15mm)
Maximum flow ((m ³ /h)/m)	30
Material	AISI 316 stainless steel
Weight [kg]	25



JET COSMOS



Cosmos produces a sequence of perfect spherical water droplets that float in the air and shoots the water up and down. These movements emulate cosmic water particles that act randomly.

The illumination emphasizes the effect by producing a random display of different colored particles.

Cosmos can alternate the droplets with another astonishing effect: small, extremely fast vertical jets able to create high-speed cascades, waves, etc.


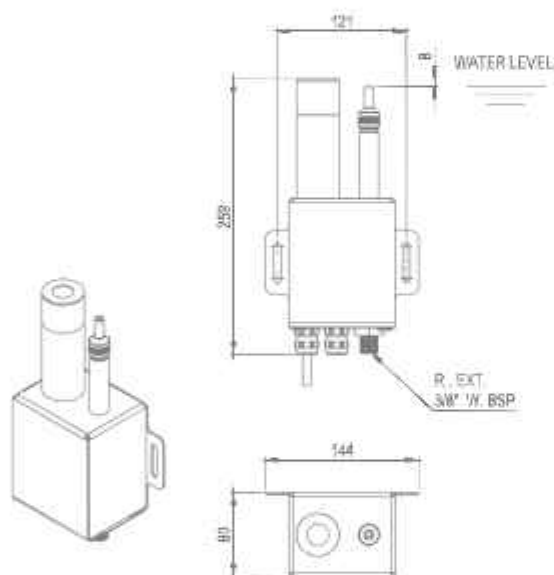
Code

Jet Cosmos

66553

TECHNICAL FEATURES

Jet	COSMOS
Code	66553
Dimensions (L x W x H) (mm)	144 x 80 x 259
Light type	RGB - DMX
Light nominal voltage [V]	24 VDC
Cosmos nominal voltage [V]	24 VDC
Power (Light) [W]	3
Power (Cosmos) [W]	14
Power (Total) [W]	17
Power rating[A]	0.6
Waterinlet connection	3/8" G
Jet diameter (mm)	4
Jet function flow h=1m [l/min]	3.4
Pressure (max.) [bar]	1.5
Light control	DMX (3 channels)
Material	AISI 316 stainless- steel / Brass / Other
Weight [kg]	2
Protection rating	IP 68



JETS

GLASSY JET



Crystalline laminar nozzle that does not spill a single drop of water. From start to finish, a perfect parabolic path is followed that is created on the basis of the laws of fluid dynamics.

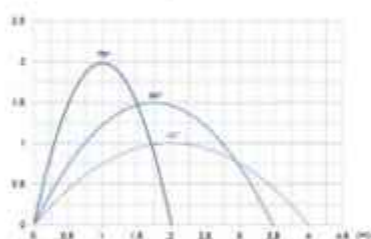
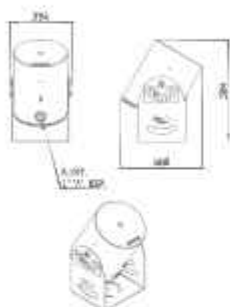
The Glassy jet shines light in the water as it follows its path. It only illuminates the water and does not cause any light pollution.

There is also the Jumping effect option, which throws small streams of water across the parabolic path.

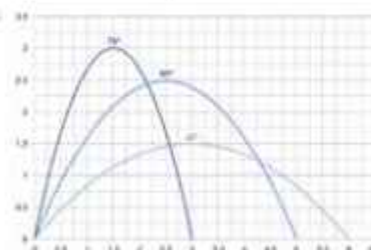
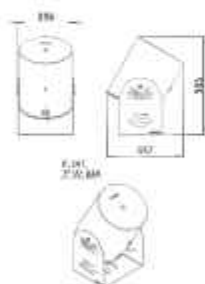
Light type	Voltage [V]	Code
------------	-------------	------

Glassy jet

RGB - DMX	24 VDC	66559
RGB	24 VDC	66559RGB
RGB - DMX	24 VAC	66561



66559



66561

TECHNICAL FEATURES

Jet	GLASSY JET S	GLASSY JET RGB	GLASSY JET L
Code	66559	66559RGB	66561
Dimensions (L x W x H) [mm]	306 x 234 x 384	306 x 214 x 384	447 x 336 x 563
Light type	RGB - DMX	RGB	RGB - DMX
Light nominal voltage [V]	24 VDC	12 VAC	24 VDC
Power (Light) [W]	4	4	4
Power (Total) [W]	4.5	-	4.5
Water inlet connection	1" G	1" G	1" G
Jet diameter [mm]	12 standard	12 standard	16 standard
Maximum water depth [mm]	320	320	480
Jet rake range [°]	30-90	30-90	30-90
Light control	DMX (3 channel)	-	DMX (3 channel)
Jumping control system	Relay	-	Relay
Material	ASIS 316 stainless steel	ASIS 316 stainless steel	ASIS 316 stainless steel
Weight [kg]	7	7	20.5
Dynamic parabola	With individually pump and frequency inverter	With individually pump and frequency inverter	With individually pump and frequency inverter
Maximum parabola of water	4	4	6
Flow (max. parabola) [m ³ /h]	2	2	4.2
Pressure (max. parabola) [bar]	0.4	0.4	0.6
Hydraulic operation	130 microns filtered water	130 microns filtered water	130 microns filtered water



GLASSY JET with jumping effect



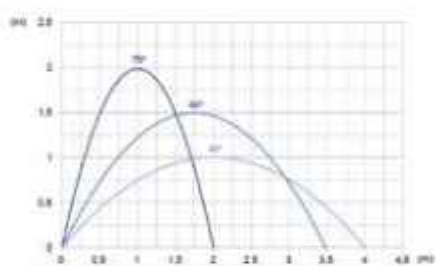
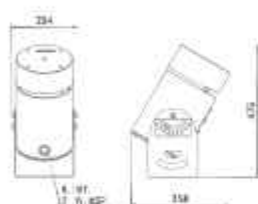
Crystalline laminar nozzle that does not spill a single drop of water. From start to finish, a perfect parabolic path is followed that is created on the basis of the laws of fluid dynamics.

The Glassy jet shines light in the water as it follows its path. It only illuminates the water and does not cause any light pollution.

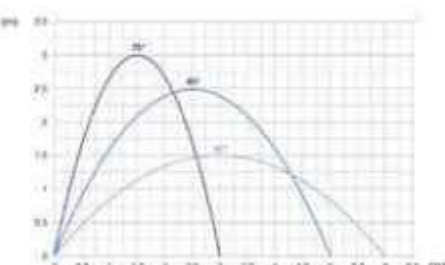
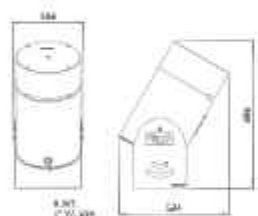
There is also the Jumping effect option, which throws small streams of water across the parabolic path.

Code

Glassy jet S with jumping effect	66560
Glassy jet L with jumping effect	66562



66560



66562

TECHNICAL FEATURES

Jet	GLASSY JET S WITH JUMPING EFFECT	GLASSY JET L WITH JUMPING EFFECT
Code	66560	66562
Dimensions (L x W x H) [mm]	358 x 234 x 475	524 x 336 x 696
Light type	RGB - DMX	RGB - DMX
Light nominal voltage [V]	24 VDC	24 VDC
Jumping nominal voltage [V]	24 VDC	24 VDC
Power (Jumping) [W]	24	24
Power (Light) [W]	4	4
Power (Total) [W]	28	28
Water inlet connection	1" G	1" G
Jet diameter [mm]	12 standard	15 standard
Maximum water depth [mm]	315	480
Jet rake range [°]	30-90	30-90
Light control	DMX (3 channel)	DMX (3 channel)
Jumping system control	Relay	Relay
Material	Stainless steel 316	Stainless steel 316
Weight [kg]	12	26
Dynamic parabola	With individually pump and frequency inverter	With individually pump and frequency inverter
Maximum parabola of water	4	6
Flow (max. parabola) [m ³ /h]	2	4.2
Pressure (max. parabola) [bar]	0.4	0.6
Hydraulic operation	130 microns filtered water	130 microns filtered water



JETS



SWITCH S SYSTEM



Switch System is a dynamic jet ideal for interactive fountains such as Funsquare type, to produce fast water games with individual control for each installed jet.

The design of this jet allows state changes without water hammer in the installation.

It has many tile models being able to choose between different types of round and square designs.

Code

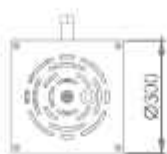
Switch S System

3W	66569
6W	73358
16W	73360
6W	73357
12W	73359
16W	73361
3W	73351
6W	73353
16W	73355
6W	73352
12W	73354
16W	73356

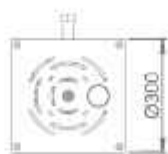
TECHNICAL FEATURES

Jet	Switch System	
Dimensions [mm] (see drawings on next page)	300 x 300 x 371 / D.400 x 371	
Nominal Voltage [V]	24 VDC	
Power (without LED) [W]	25	
EV Nominal Current [A]	1.1	
Lighting Control	DMX	
Water connections	1" G	
Jet diameter [mm]	12	
Material	Stainless steel 316 / Brass	
Protection class	IP 68	
Hydraulic requirements	130 microns filtered water	
	JET HEIGHT [m]	
	0.5	25.4
	0.75	30.2
	1	33.6
	1.25	39
	1.5	40.9
	1.75	45.8
	2	46.6
	2.5	51.9
	3	57.2
	3.5	62.9
	4	66.4
		l/min
		m

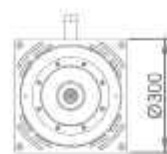
SWITCH S SYSTEM



66569



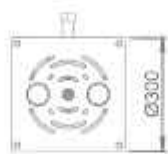
77358



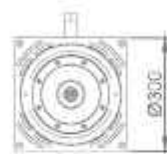
73360



77357



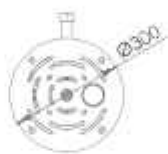
73359



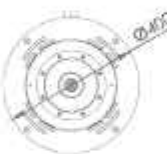
73361



73351



73353



73355



73352



73354



73356



Switch S



Switch S



JETS

SWITCH L SYSTEM

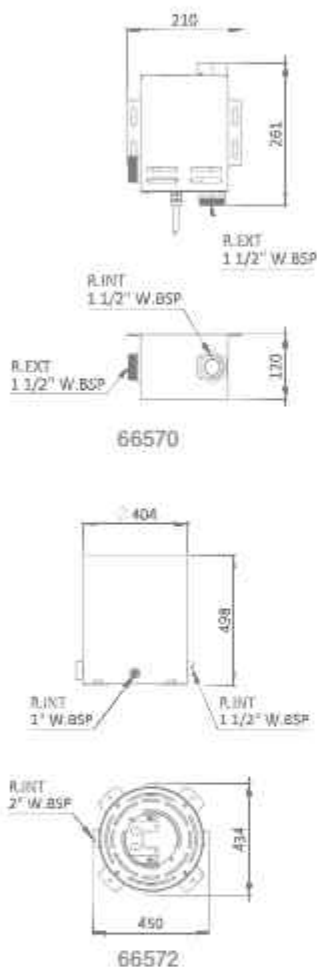


Switch System is a dynamic jet ideal for interactive fountains such as Funsquare type, to produce fast water games with individual control for each installed jet. The design of this jet allows state changes without water hammer in the installation.

For dry fountains there is the option of the Switch System with 316 stainless steel niche and integrated led RGB-DMX projectors.

Code

Switch L System	66570
Switch L Niche	66572



TECHNICAL FEATURES		TECHNICAL FEATURES	
Jet	SWITCH L SYSTEM	Jet	SWITCH L SYSTEM
Code	66570	Code	66572
Dimensions (LxWxH) (mm)	210 x 120 x 261	Dimensions (L x W x H) (mm)	450 x 435 x 500
Nominal Voltage [V]	24 VDC	Material	Stainless steel 316
Power [W]	25	Weight [kg]	19
Nomial Current [A]	1.1	Water connections	1 x 1-1/2", 1 x 2"
Water connections	1-1/2" G	Connections for wiring	2 x 1"
Maximum flow [l/min]	290		
Maximum pressure [bar]	4		
Pressure drop Qn [bar]	0.4 - 1		
Material	Stainless steel 316 / Brass		
Weight [kg]	6.5		
Protection class	IP 68		
Hydraulic requirements	130 microns filtered.		



JETS



FIRE JET



The stylized, tall and controlled Fire jet produces an eye-catching effect, not commonly seen, let alone in a fountain! Fire has always been a larger-than-life feature that emanates power and strength, and in a fountain display, it adds the cherry on the cake.

Water and fire, two opposite elements that marry perfectly when a magic show is put on; an explosive combination and the most impressive you could ever imagine.

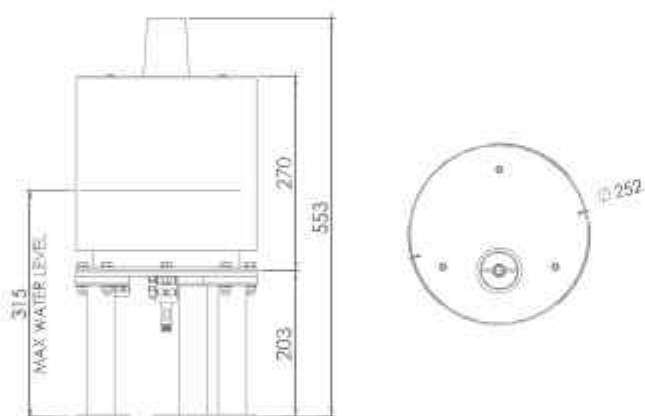
The hard work done has led to a new concept: a variety of colors for the fire jets: blue, yellow, green...

The flames do not smell or produce smoke because the system does not run on gas or fuel oil. The fluid that creates smokeless flames is readily available everywhere.

Code

Fire jet

66567



TECHNICAL FEATURES

Jet	ROCKET HORIZONTAL JET
Code	66567
Dimensions (L x W x H) [mm]	250 x 250 x 553
Nominal voltage [V]	230 VAC
Power [W]	500
Power rating [A]	2.7
Inlet connection	1/2" G
Pressure (max.) [bar]	16
Maximum water depth [mm]	315
Jet height [m]	4 - 10
Material	Stainless steel 316
Weight [kg]	14.5
Protection rating	IP 68



JETS



ROCKET JET



The Rocket jet gives the effect of an explosion of water from the ground that rises up in a split second to above the height of really tall buildings as it can reach heights of up to 50 meters.

The explosion of water creates a perfect vertical line that will be the centre of attention anywhere.

The lighting highlights the height of the water to turn it into a powerful beam of light, which rises at high speeds and draws colored lines on the water.

The combination of several units of this effect will create spectacular high speed sequences:

Dimensions
(L x W x H) [mm]

Code

Rocket jet

3 x 248 x 727

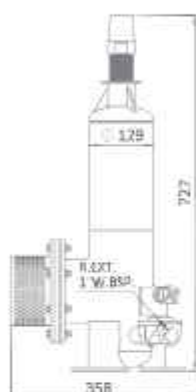
66564

530 x 515 x 887

66565

642 x 514 x 1558

66566



66564




66565



66566

TECHNICAL FEATURES

Jet	Rocket Jet S	Rocket Jet M	Rocket Jet L
Code	66564	66565	66566
Dimensions (L x W x H) [mm]	3 x 248 x 727	530 x 515 x 887	642 x 514 x 1558
Nominal voltage [V]	24 VDC	24 VDC	24 VDC
Power [W]	25	2 x 25	2 x 25
Power rating [A]	1,1	2 x 1,1	2 x 1,1
Air Inlet connection	1" G	2 x 1" G	2 x 1" G
Air pressure [bar]	2,5	5	10
Water level [mm]	620	720	1320
Jet diameter [mm]	19	19	19
Jet height [m]	15	30	50
Material	Stainless steel 316	Stainless steel 316	Stainless steel 316
Weight [kg]	18	58	75
Refill time (s)	5	15	30
Air consumption (L)	15	120	225



ROCKET HORIZONTAL JET



The Rocket jet gives the effect of an explosion of water from the ground that rises up in a split second to above the height of really tall buildings as it can reach heights of up to 50 meters.

The explosion of water creates a perfect vertical line that will be the centre of attention anywhere.

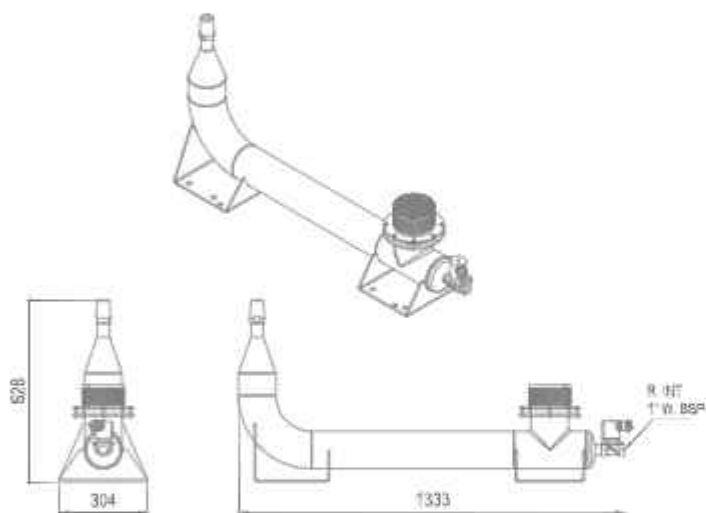
The lighting highlights the height of the water to turn it into a powerful beam of light, which rises at high speeds and draws colored lines on the water.

The combination of several units of this effect will create spectacular high speed sequences.

Code

Rocket Horizontal Jet

66563



TECHNICAL FEATURES

Jet	ROCKET HORIZONTAL JET
Code	66563
Dimensions (L x W x H) [mm]	1350 x 305 x 630
Nominal voltage [V]	24 VDC
Power [W]	25
Power rating [A]	1.3
Air Inlet connection	1" G
Air pressure (max.) [bar]	4.5
Maximum water depth [mm]	570
Minimum water depth [mm]	470
Jet diameter [mm]	19
Jet height [m]	20
Material	AISI 316 stainless steel
Weight [kg]	31
Refill time (s)	10
Air consumption (L)	38



JETS

PLUG & PLAY



The Plug and Play fountain kit let you have a small complete fountain into your garden. It combines comfort, design and energy efficiency in a easy and quick product to install. It comes with 10 meter cable, a nozzle and a multi color RGB light included. The nozzle can be replaced by any other nozzle of our plug and play series to configure the fountain to your preference. The highly efficient RGB LED with color changing sequence brings color into the pond. The jet height is adjustable up to 3.5 meters, according to the installed nozzle.

Code

Kit Spear D12	66979
Kit Foamy 35	66980
Kit Vulcano	66981
Kit Mushroom	66982

TECHNICAL FEATURES



PLUG & PLAY	KIT SPEAR D12	KIT FOAMY 35	KIT VULCANO	KIT MUSHROOM
Code	66979	66980	66981	66982
Dimensions (L x W x H) [mm]	281 x 218 x 390	281 x 218 x 434	281 x 218 x 354	281 x 218 x 565
Connection	1" G	1" G	1" G	1" G
Nozzle material	Stainless Steel 304	Plastic / Stainless Steel 304	Stainless Steel 316	Stainless Steel 316
Pump	24 VDC / 105 W (Power supply included)	24 VDC / 105 W (Power supply included)	24 VDC / 105 W (Power supply included)	24 VDC / 105 W (Power supply included)
LED lighting	12 VAC / 4 W (transformer/ select button included)	12 VAC / 4 W (transformer/ select button included)	12 VAC / 4 W (transformer/ select button included)	12 VAC / 4 W (transformer/ select button included)
Max. Height	2.5 m	1 m	2 m	1 m (Diameter)

66979 PLUG & PLAY KIT SPEAR



66982 PLUG & PLAY KIT MUSHROOM



66981 PLUG & PLAY KIT VULCANO



66980 PLUG & PLAY KIT FOAMY



FOUNTAIN PUMPS



SUBMERSIBLE PUMP DF



Submersible DF pumps has a prefilter incorporated which helps to the correct working of the device It has a large filter surface, so increases highly filter clogging time.

Incorporates supports to ease horizontal pump installation.

There are available some pump models according to the needs of each installation.

It is a very robust and resistant to rusting model manufactured in AISI 304 stainless steel.

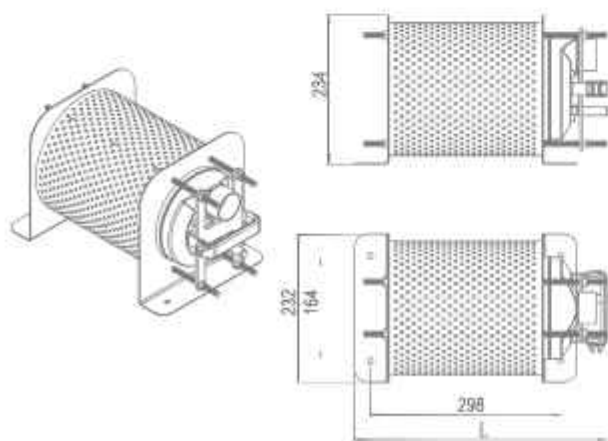
Dimensions (L x W x H) [mm]	Nominal voltage [VAC]	Code
-----------------------------	-----------------------	------

Submersible Pump DF

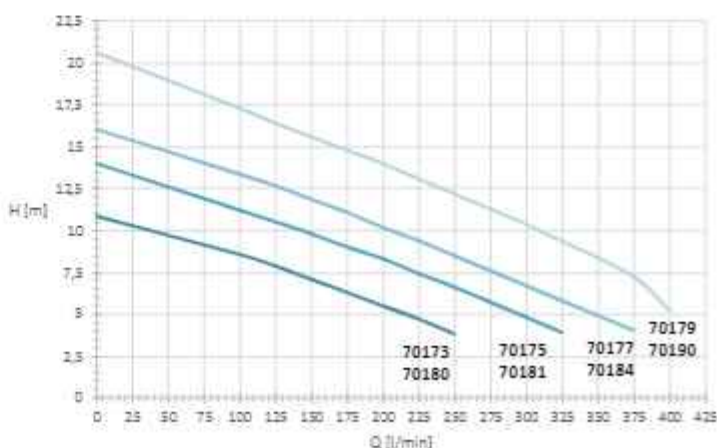
402 x 232 x 234	230~3 VAC	70173
417 x 232 x 234	230~3 VAC	70175
447 x 232 x 234	230~3 VAC	70177
447 x 232 x 234	230~3 VAC	70179
402 x 232 x 234	400~3 VAC	70180
417 x 232 x 234	400~3 VAC	70181
447 x 232 x 234	400~3 VAC	70184
447 x 232 x 234	400~3 VAC	70190

TECHNICAL FEATURES

Pump	SUBMERSIBLE PUMP DF WITH PREFILTER							
Code	70173	70175	70177	70179	70180	70181	70184	70190
Dimensions (L x W x H) [mm]	402 x 232 x 234	417 x 232 x 234	447 x 232 x 234	447 x 232 x 234	402 x 232 x 234	417 x 232 x 234	447 x 232 x 234	447 x 232 x 234
Nominal voltage [VAC]	230~3	230~3	230~3	230~3	400~3	400~3	400~3	400~3
Nominal power [kW]	0.55	0.75	1.1	1.5	0.55	0.75	1.1	1.5
Maximum flow [l/min]	250	325	375	420	250	325	375	420
Maximum head [m]	10.9	14	16.1	20.6	10.9	14	16.1	20.6
Hydraulic connection	1 1/2" G							
Minimum water depth [mm]	300							



GRAPH SHOWING PERFORMANCE OF PUMPS



FOUNTAIN PUMPS



DMX PUMP S



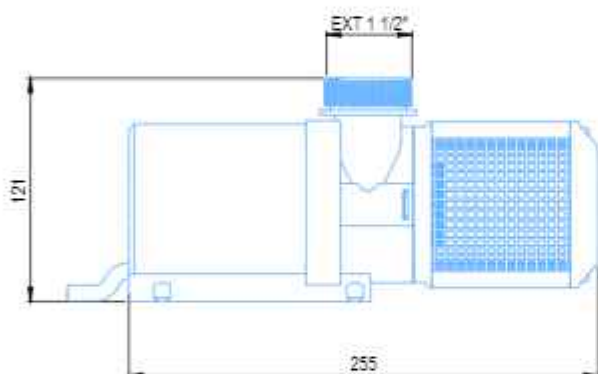
The DMX Variable Pump S allows to control the jet heights individually creating a multitude of effects and figures in dynamic fountains. It is ideal to be installed just below the Spear Nozzle between 12 and 14 mm and Foamy Nozzles.

The device incorporates the height variation system through DMX protocol, what facilitates the control of the jets and reduces considerably the size and cost of electrical cabinets.

Code

DMX pump S

67410



TECHNICAL FEATURES

Pump	DMX PUMP S
Code	67410
Dimensions (L x W x H) [mm]	254 x 97 x 121
Nominal voltage [V]	24 VDC
Power [W]	100
Power rating [A]	4.2
Hydraulic connection	1-1/2" G
Minimum water depth [mm]	200
Maximum pressure [m]	5
Maximum flow [l/min]	160
Dynamic response 0-100% [s]	1
Starts per minute (max.)	6
Control system	DMX-RDM
Weight [kg]	2



FOUNTAIN PUMPS



DMX PUMP L



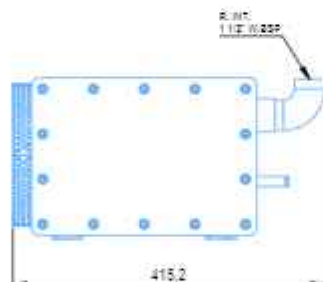
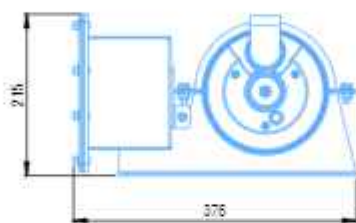
The DMX Variable Pump allows to control the jet heights individually, creating a multitude of effects and figures in dynamic fountains. It is ideal to be installed just below the Spear Nozzle between 12 and 20 mm and Foamy Nozzles.

The device incorporates the height variation system of variation through DMX protocol, what facilitates the control of the jets and reduces considerably the size and cost of the electrical cabinets.

Code:

DMX Pump L

67411



TECHNICAL FEATURES

Pump	DMX PUMP L
Code	67411
Dimensions (L x W x H) [mm]	500 x 366 x 239
Nominal voltage [V]	220 - 240 VAC
Power [W]	720
Power rating [A]	3.7
Hydraulic connection	1-1/2" 6
Minimum water depth [mm]	300
Maximum pressure [m]	11
Maximum flow [l/min]	320
Dynamic response 0-100% [s]	1
Starts per minute (max.)	6
Control system	DMX (1 channel)
Weight [kg]	23



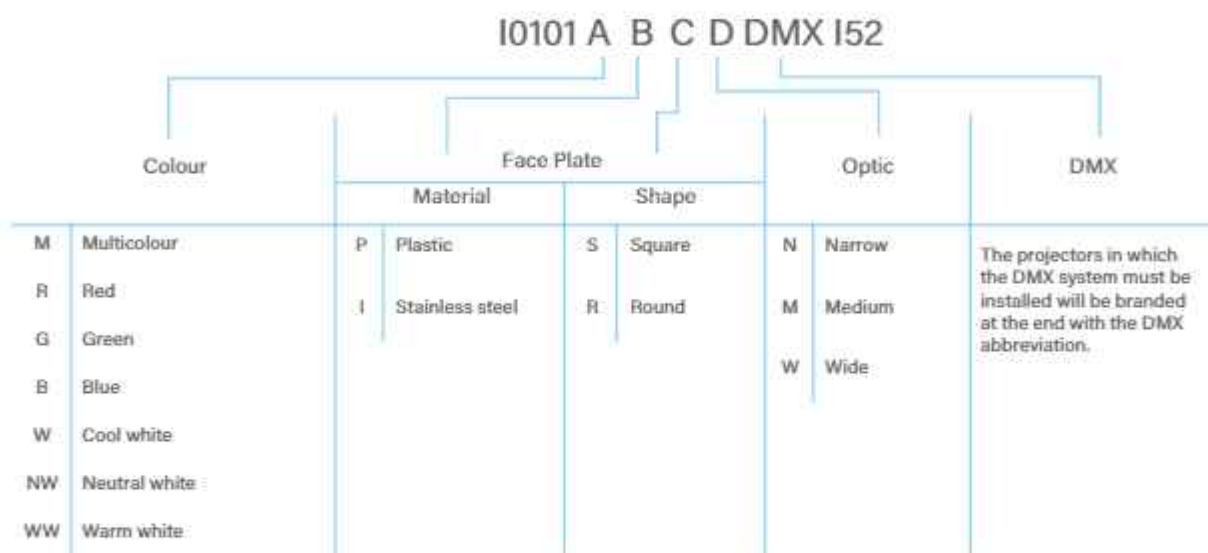
ILLUMINATION

ONLED CODING



The coding which appears in more detail later refers to the lamps and projectors OnLED

A	Colour of LED emission	B	Material of the trim	DMX	Projectors for DMX system
C	Shape of face plate	D	Optic type		



Example: I0102MPRI52

STD projector for a concrete pool, multicolour, round plastic face plate, without optic.

I0306WPRNI52

Mini projector with quick coupling, white, round plastic face plate, narrow type optic.

Important: Always to include I52 at the end of the code

IDENTIFICATION



Product recommended for:



Underwater installations



Underwater and outdoor installations



Outdoor installations

IP

First figure

Level of protection against the ingress of solid objects

- 0 - No protection
- 1 - Protection from solid objects with a diameter greater than 50mm
- 2 - Protection from solid objects with a diameter greater than 12.5 mm
- 3 - Protection from solid objects with a diameter greater than 2.5 mm
- 4 - Protection from solid objects with a diameter greater than 1 mm
- 5 - Protected from dust
- 6 - Hermetic to dust

Second figure

Level of protection against ingress of water

- 0 - No protection
- 1 - Dripping water
- 2 - Dripping water when tilted up to 15°
- 3 - Spraying water
- 4 - Splashing water
- 5 - Water jets
- 6 - Powerful water jets
- 7 - Protected from immersion effects
- 8 - Protection from prolonged immersion

Class



Class I Luminaire in which the protection against electric shocks depends on the main insulation and an additional safety measure: earthing.



Class II Luminaire in which the protection against electric shocks depends on the main insulation and an additional safety measure: double or reinforced insulation.



Class III Luminaire in which the protection against electric shocks depends on feeding it with a low voltage power supply.



CE Marking

ILLUMINATION

COMI LED (S)

ASTRAL POOL

NEW 2024



Adjustable LED floodlight designed to illuminate jets and water effects in ornamental fountains. It is available in white light and RGBW with DMX control. A choice of 2 light patterns is available to maximise the performance of the projector: narrow and wide.

	Code
Comi Led (S) 4W	I0412
Comi Led (S) 8W	I0413

CODE	LIGHT	OPTIC
I0412	W Cool white	N Narrow (9°)
I0413	MWDMX Multicolour White DMX	W Wide (45°)

TYPE OF LIGHT
White
I0412W White
I0413W White
DMX
I0412MWDMX RGBW DMX
I0413MWDMX RGBW DMX

Consumption	I0412	I0413
Monocolour:	4W (4VA)	8W (8VA)
DMX:	4W (4VA)	8W (8VA)

Voltage	I0412	I0413
Monocolour:	24 V DC	24 V DC
DMX:	24 V DC*	24 V DC*

Lumens	I0412	I0413
Monocolour:	350 lm	700 lm
DMX:	250 lm	500 lm

Temp. colour	I0412	I0413
Monocolour:	5,700 K	5,700 K
DMX:	-	-

LRC>	I0412	I0413
Monocolour:	70	70
DMX:	-	-

Efficiency	I0412	I0413
Monocolour:	87,5 lm/W	87,5 lm/W
DMX:	62,5 lm/W	62,5 lm/W

Flow angle	I0412	I0413
Monocolour:	9°,45°	9°,45°
DMX:	9°,45°	9°,45°

Optic	I0412	I0413
Monocolour:	N,W	N,W
DMX:	N,W	N,W

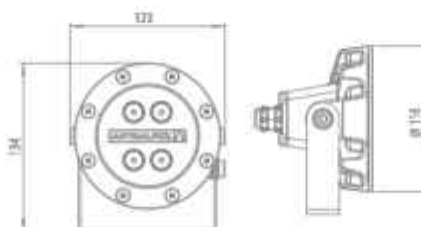
Thermal protection	I0412	I0413
Monocolour:	Self-regulation	Self-regulation
DMX:	Self-regulation	Self-regulation

Compatible control systems	I0412	I0413
Monocolour:	ON/OFF	ON/OFF
DMX:	I0832DMXFEI52, 74099, 74100	I0832DMXFEI52, 74099, 74100

Protection level
IP68

* With DMX power supply I0832DMX / I0832DMXFE

TECHNICAL CHARACTERISTICS	
VOLTAGE	24V DC
(DMX models with power supply I0832DMXFE or I0832DMX)	
LIFETIME	L80-60.000h
MAX. TEMPERATURE WATER	40°C
CABLE	No cable
MATERIALS	
Body	Stainless steel
Trim	Stainless steel
MAXIMUM DEPTH OF INSTALLATION	2m
Must always work in contact with water	



*Dimensions in mm.



ILLUMINATION

COMI LED (M)

ASTRALPOOL

NEW 2024



Adjustable LED floodlight designed to illuminate jets and water effects in ornamental fountains. It is available in white light and RGBW with DMX control. A choice of 2 light patterns is available to maximise the performance of the projector: narrow and wide.

	Code
Comi Led (M) 15W	10414
Comi Led (M) 20W	10415
Comi Led (M) 30W	10416

CODE	LIGHT	OPTIC
10414	W Cool white	N Narrow Concentrated (9°)
10415	MWDMX Multicolour White DMX	W Wide Open (45°)
10416		

TYPE OF LIGHT
White
10414W White
10415W White
10416W White
DMX
10414MWDMX RGBW DMX
10415MWDMX RGBW DMX
10416MWDMX RGBW DMX

Consumption	10414	10415	10416
Monocolour:	15W (15VA)	20W (20VA)	30W (30VA)
DMX:	15W (15VA)	20W (20VA)	30W (30VA)

Voltage	10414	10415	10416
Monocolour:	24 V DC	24 V DC	24 V DC
DMX:	24 V DC*	24 V DC*	24 V DC*

Lumens	10414	10415	10416
Monocolour:	1250 lm	1600 lm	2400 lm
DMX:	850 lm	1100 lm	1650 lm

Temp. colour	10414	10415	10416
Monocolour:	5.700 K	5.700 K	5.700 K
DMX:	-	-	-

LRC>	10414	10415	10416
Monocolour:	70	70	70
DMX:	-	-	-

Efficiency	10414	10415	10416
Monocolour:	83,3 lm/W	80 lm/W	80 lm/W
DMX:	56,7 lm/W	55 lm/W	55 lm/W

Flow angle	10414	10415	10416
Monocolour:	9°,45°	9°,45°	9°,45°
DMX:	9°,45°	9°,45°	9°,45°

Optic	10414	10415	10416
Monocolour:	N,W	N,W	N,W
DMX:	N,W	N,W	N,W

Thermal protection	10414	10415	10416
Monocolour:	Self-regulation	Self-regulation	Self-regulation
DMX:	Self-regulation	Self-regulation	Self-regulation

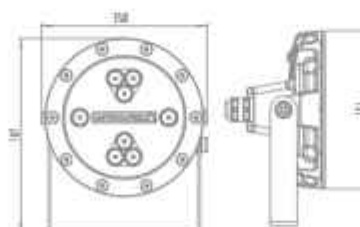
Compatible control systems	10414	10415	10416
Monocolour:	ON/OFF	ON/OFF	ON/OFF
DMX:	10832DMXFEI52, 74099, 74100	10832DMXFEI52, 74099, 74100	10832DMXFEI52, 74099, 74100

Protection level
IP68

* With DMX power supply 10832DMX / 10832DMXFE

TECHNICAL CHARACTERISTICS

VOLTAGE	24V DC
(DMX models with power supply 10832DMXFE or 10832DMX)	
LIFETIME	L80-60.000h
MAX. TEMPERATURE WATER	40°C
CABLE	No cable
MATERIALS	
Body	Stainless steel
Trim	Stainless steel
MAXIMUM DEPTH OF INSTALLATION	2m
Must always work in contact with water	



*Dimensions in mm.



ILLUMINATION

ASTRALPOOL

NEW 2024

COMI LED (L)



Adjustable LED floodlight designed to illuminate jets and water effects in ornamental fountains. It is available in white light and RGBW with DMX control. A choice of 2 light patterns is available to maximise the performance of the projector: narrow and wide.

	Code
Comi Led (L) 45W	I0417
Comi Led (L) 60W	I0418

CODE	LIGHT	OPTIC
I0417	W Cool white	N Narrow Concentrated (9°)
I0418	MWDMX Multicolour White DMX	W Wide Open (45°)

TYPE OF LIGHT

White
I0417W White
I0418W White
DMX
I0417MWDMX RGBW DMX
I0418MWDMX RGBW DMX

Consumption	I0417	I0418
Monocolour:	45W (45VA)	60W (60VA)
DMX:	45W (45VA)	60W (60VA)

Voltage	I0417	I0418
Monocolour:	24 V DC	24 V DC
DMX:	24 V DC*	24 V DC*

Lumens	I0417	I0418
Monocolour:	3500 lm	4600 lm
DMX:	2500 lm	3200 lm

Temp. colour	I0417	I0418
Monocolour:	5,700 K	5,700 K
DMX:	-	-

LRC>	I0417	I0418
Monocolour:	70	70
DMX:	-	-

Efficiency	I0417	I0418
Monocolour:	77,8 lm/W	76,7 lm/W
DMX:	55,5 lm/W	53,3 lm/W

Flow angle	I0417	I0418
Monocolour:	9°,45°	9°,45°
DMX:	9°,45°	9°,45°

Optic	I0417	I0418
Monocolour:	N,W	N,W
DMX:	N,W	N,W

Thermal protection	I0417	I0418
Monocolour:	Self-regulation	Self-regulation
DMX:	Self-regulation	Self-regulation

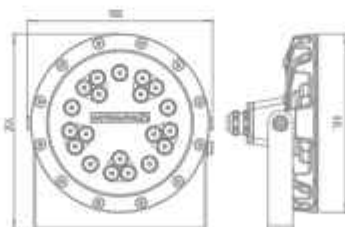
Compatible control systems	I0417	I0418
Monocolour:	ON/OFF	ON/OFF
DMX:	I0832DMXFEI52, 74099, 74100	I0832DMXFEI52, 74099, 74100

Protection level	I0417	I0418
	IP68	IP68

* With DMX power supply I0832DMX / I0832DMXFE

TECHNICAL CHARACTERISTICS

VOLTAGE	24V DC
(DMX models with power supply I0832DMXFE or I0832DMX)	
LIFETIME	180-60.000h
MAX. TEMPERATURE WATER	40°C
CABLE	No cable
MATERIALS	
Body	Stainless steel
Trim	Stainless steel
MAXIMUM DEPTH OF INSTALLATION	2m
Must always work in contact with water	



*Dimensions in mm.



ILLUMINATION

NIQ PROJECTOR



The NIQ is used for spas, wellness centres, stairs. It has the same function as the Mini projector but with smaller dimensions.



I1245



I1246

Code

NIQ Recessed Projector (PVC Niche)	I1245
NIQ Recessed Projector (Stainless Steel Niche)	I1287
Fitted NIQ adjustable Projector	I1246

CODE	LIGHT	FACE PLATE	OPTIC	OPTION	ASTRALPOOL
I1245	W Cool white	Material	N Narrow	DMX	I52
I1246	WW Warm white	P Plastic	M Medium		
I1287	M Multicolour	I Stainless Steel	W Wide		
	MDMX Multicolour DMX	Shape			
		S Square			
		R Round			

CONTROL

- Multicolour
- I0826I52 Modulator
- I0828I52 Remote control
- I0831I52 Push-button
- DMX
- I0832DMXI52 DMX power supply
- I0832DMXFEI52 DMX external power supply

Consumption

- Monocolour: 4W (6VA)
- Multicolour: 4W (7VA)
- MDMX: 4W (4VA)

Voltage

- Monocolour: 12 Vac
- Multicolour: 12 Vac
- MDMX: 24 Vdc

Lumens

- Monocolour: 315 lm
- Multicolour: 186 lm
- MDMX: 186 lm

Efficiency

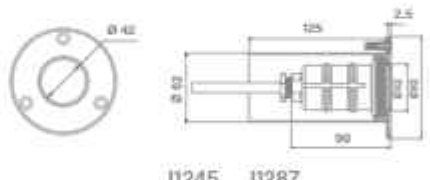
- Monocolour: 78.7 lm/W
- Multicolour: 46.5 lm/W
- MDMX: 46.5 lm/W

Life Span

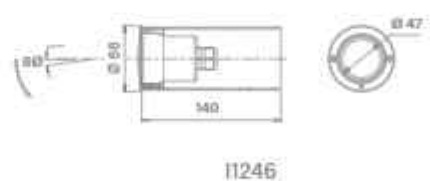
- L80 - 60.000h

Protection level

IP68



I1245 I1287



I1246





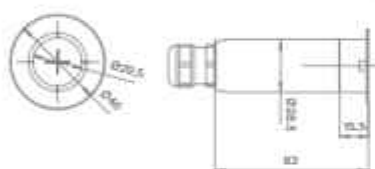
NANO PROJECTOR

Despite its small dimensions, this wall fitting has considerable light output. Ideal for lighting jets up to 2 meters high in ornamental fountains or it can be used underwater indoors and outdoors where small dimensions are required.

Made of AISI 316 stainless steel with protection degree IP68.

	Code
Nano Projector Ø40	I1234
Nano Projector with joints:	I1239
Nano Projector 1"	I1247
Nano Projector Ø70	I1252
Nano Projector Ø80	I1254

CODE	LIGHT	FACE PLATE	OPTIC	OPTION	ASTRALPOOL
I1234	W Cool white	Material	N Narrow	DMX	I52
I1252	WW Warm white	P Plastic	M Medium		
I1254	M Multicolour	I Stainless Steel	W Wide		
I1239	MDMX Multicolour DMX	Shape			
I1247		S Square			
		R Round			



I1234

CONTROL

- I0828I52 Remote control
- I0826I52 Modulator
- I0838I52 Push-button
- I0832DMXI52 DMX power supply
- I0832DMXFEI52 DMX external power supply

Consumption

- Monocolour: 3W (4VA)
- Multicolour: 4W (4VA)
- MDMX: 3W (3VA)

Voltage

- Monocolour: 12 Vac
- Multicolour: 12 Vac
- MDMX: 24 Vdc

Lumens

- Monocolour: 250 lm
- Multicolour: 150 lm
- MDMX: 150 lm

Efficiency

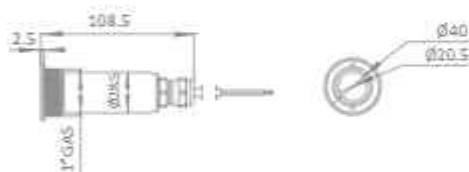
- Monocolour: 83.3 lm/W
- Multicolour: 50 lm/W
- MDMX: 50 lm/W

Life Span

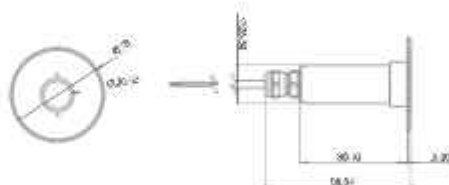
1.80 - 50.000h

Protection level

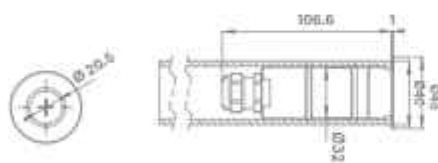
IP68



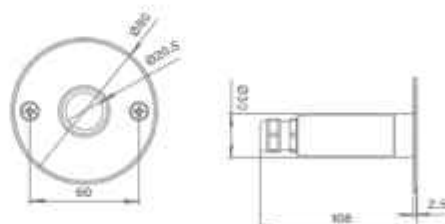
I1239



I1252



I1247



I1254



ILLUMINATION



MINI / MINI + PROJECTOR



I0406 I0411

This spotlight is especially designed for fountains, gardens and decorative aquatic installations. It can be installed indiscriminately submerged or outside the water.

It is supplied with screws and studs for fitting.

Possibility of narrow, medium or wide lens.

	Code
Directional projector Mini	I0406
Directional projector Mini+	I0411

CODE	LIGHT	FACE PLATE	OPTIC	OPTION
I0406	W Cool white	Material	N Narrow	DMX
I0411	WW Warm white	P Plastic	M Medium	
	M Multicolour	I Stainless Steel	W Wide	
	MDMX Multicolour DMX	Shape		
	MWDMX Multicolour White DMX	S Square		
		R Round		

CONTROL

- Multicolour | Multicolor
- I0826 Modulator
- I0828 Remote control
- I0831 Push-button
- DMX
- I0832DMX DMX power supply
- I0832DMXFE DMX external power supply

Consumption

	Mini	Mini+
Monocolour:	4W (6VA)	6W (6VA)
Multicolour:	4W (7VA)	6W (6VA)
MDMX:	4W (7VA)	6W (6VA)
MWDMX:	5W (5VA)	8W (8VA)

Voltage

	Mini	Mini+
Monocolour:	12 Vac	12 Vac
Multicolour:	12 Vac	12 Vac
MDMX:	24 Vac	24 Vac
MWDMX:	24 Vac	24 Vac

Lumens

	Mini	Mini+
Monocolour:	315 lm	550 lm
Multicolour:	186 lm	250 lm
MDMX:	186 lm	250 lm
MWDMX:	300 lm	430 lm

Efficiency

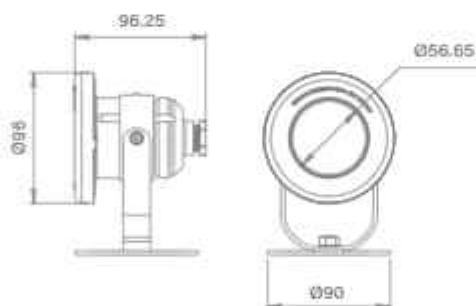
	Mini	Mini+
Monocolour:	78.7 lm/W	91.66 lm/W
Multicolour:	46.5 lm/W	55 lm/W
MDMX:	46.5 lm/W	55 lm/W
MWDMX:	60 lm/W	53.75 lm/W

Life Span

L80 - 50.000h

Protection level

IP68



I0406 I0411



ILLUMINATION



CIRCULAR Ø200

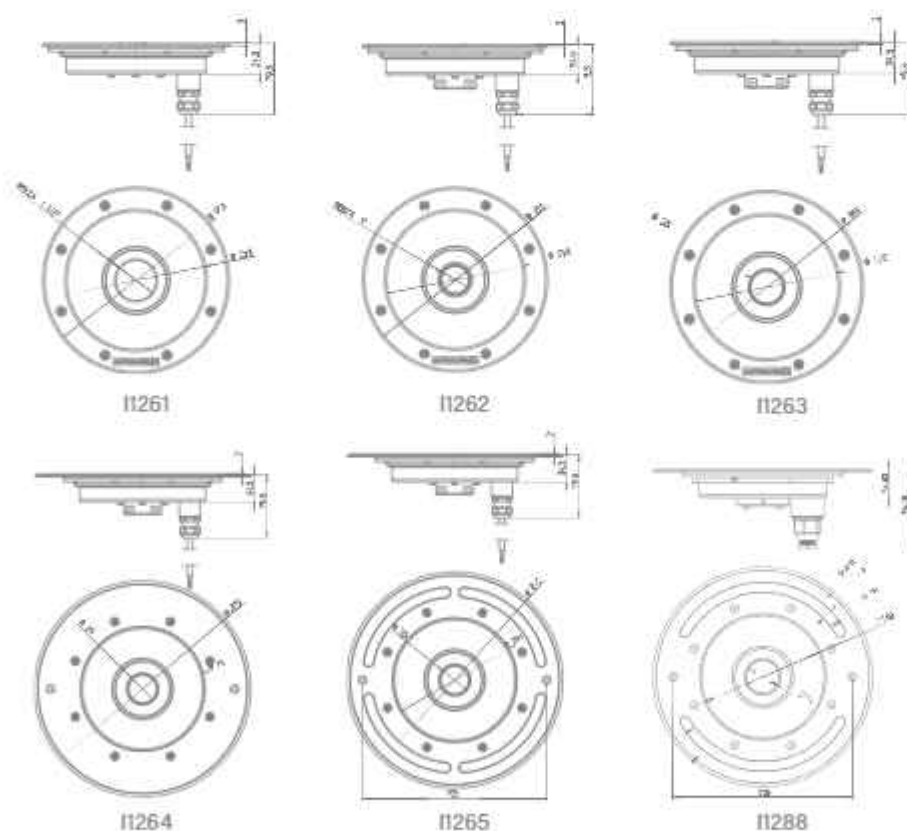


Projector designed for fitting directly to the jets of ornamental fountains, thus ensuring that they are properly illuminated and emit an even source of light. Has a stainless steel finish.

Possibility of intensive, intermediate or extensive lens.

	Code
Circular Ø200 1" ¼ Thread	I1261
Circular Ø200 1" Thread	I1262
Circular Ø200 No Thread	I1263
Circular Ø200 Flat mounting	I1264
Circular Ø200 Dry Fountain	I1265
Circular Ø200 Dry Fountain Ø40mm	I1288

CONTROL	CODE	LIGHT	OPTIC	OPTION	ASTRALPOOL
I0828152 Remote control	I1261	W Cool white	N Narrow	DMX	152
I0826152 Modulator	I1262	WW Warm white (Upon Request)	M Medium		
I0831152 Push-button	I1263	MWDMX Multicolour White DMX	W Wide		
I0832DMX152 DMX power supply	I1264				
I0832DMXFE152 DMX external power supply	I1265				
	I1288				



Consumption

Monocolour: 16W
MWDMX: 16W

Voltage

24Vdc

Lumens

Monocolour: 1.450 lm
MWDMX: 1.000 lm

Efficiency

Monocolour: 91 lm/W
MWDMX: 62.5 lm/W

Colour

16.000.000

Life Span

L80 - 50.000h

Protection level

IP68



ILLUMINATION

CIRCULAR Ø300 - Ø350



A large projector with high luminous performance for fitting directly to the jets of ornamental fountains of up to 1 1/2° and 3° respectively. Made of stainless steel.



Code

Circular Ø300	I1255
Circular Ø350	I1291

CODE	LIGHT	OPTIC	OPTION	ASTRALPOOL
I1255	W Cool white	N Narrow	DMX	152
I1291	WW Warm white (Upon Request) MWDMX Multicolour White DMX	M Medium W Wide		

CONTROL

- I0826I52 Remote control
- I0826I52 Modulator
- I0831I52 Push-button
- I0832DMXI52 DMX power supply
- I0832DMXFEI52 DMX external power supply

Consumption

Monocolour: 80W
MWDMX: 80W

Voltage

24Vdc

Lumens

Monocolour: 7.200 lm
MWDMX: 4.100 lm

Efficiency

Monocolour: 90 lm/W
MWDMX: 51 lm/W

Colour

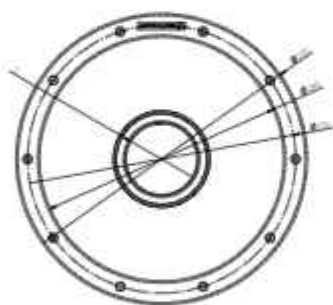
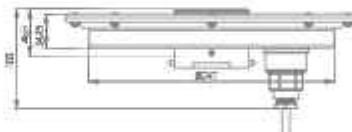
16.000.000

Life Span

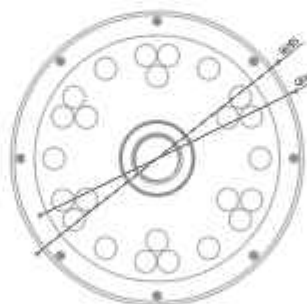
L80 - 50.000h

Protection level

IP68



I1291



I1255



ILLUMINATION

HALOSPOT PROJECTOR



High-resistance projector, made with stainless steel. It is ideal for ornamental fountains and water jets. It should be installed completely submerged in water. It is provided with screws and studs for fitting. Possibility of intensive, intermediate or extensive lens.

	Code
Halospot Projector	I0403

CODE	LIGHT	FACE PLATE	OPTIC	OPTION	ASTRALPOOL
I0403	W Cool white	Material	N Narrow	DMX	I52
	WW Warm white (Upon Request)	P Plastic	M Medium		
	M Multicolour	I Stainless Steel	W Wide		
	MWDMX Multicolour White DMX	Shape			
		S Square			
		R Round			

CONTROL

- I0820I52 Remote control
- I0826I52 Modulator
- I0830I52 Push-button
- I0832DMXI52 DMX power supply
- I0832DMXFEI52 DMX external power supply

Consumption

- Monocolour: 16W (23VA)
- Multicolour: 22W (31VA)
- MWDMX: 30W (30VA)

Voltage

- Monocolour: 12 Vac
- Multicolour: 12 Vac
- MWDMX: 24 Vdc

Lumens

- Monocolour: 1.450 lm
- Multicolour: 1.100 lm
- MWDMX: 1.750 lm

Efficiency

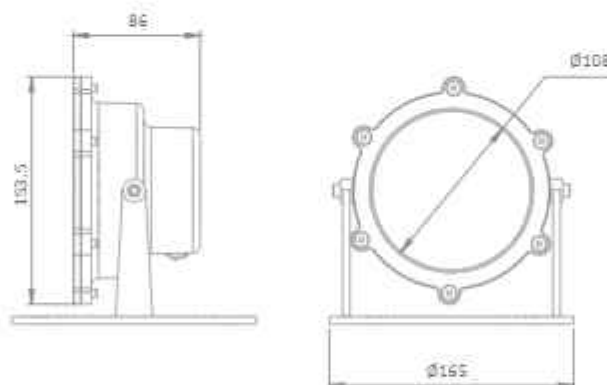
- Monocolour: 91 lm/W
- Multicolour: 50 lm/W
- MWDMX: 58.33 lm/W

Life Span

L80 - 50.000h

Protection level

IP68



I1255



ILLUMINATION



KIBELE PROJECTOR



A large projector with high luminous performance. Made of stainless steel. Ideal for installation in ornamental fountains with jets with high flow rates.

Possibility of intensive, intermediate or extensive lens.

It is supplied with screws and wall plugs.

	Code
Kibele projector	I0407

CODE	LIGHT	FACE PLATE	OPTIC	OPTION	ASTRALPOOL
I0407	W Cool white	Material	N Narrow	DMX	I52
	WW Warm white (Upon Request)	P Plastic	M Medium		
	M Multicolour	I Stainless Steel	W Wide		
	MWDMX Multicolour White DMX	Shape	MW Multicolour		
		S Square	M+W		
		R Round			

CONTROL

- I0828I52 Remote control
- I0826I52 Modulator
- I0838I52 Push-button
- I0832DMXI52 DMX power supply
- I0832DMXFEI52 DMX external power supply

Consumption

- Monocolour: 58W (60VA)
- Multicolour: 48W (54VA)
- MWDMX: 60W (60VA)

Voltage

- Monocolour: 12 Vac
- Multicolour: 12 Vac
- MWDMX: 24 Vdc

Lumens

- Monocolour: 4.320 lm
- Multicolour: 2.544 lm
- MWDMX: 3.300 lm

Efficiency

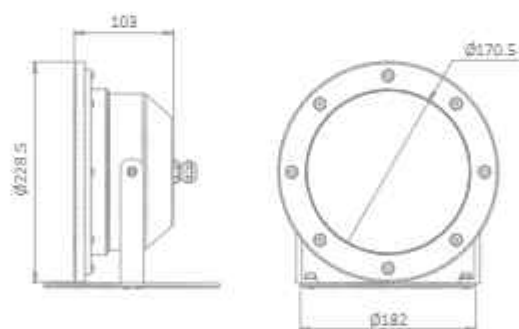
- Monocolour: 74.4 lm/W
- Multicolour: 53 lm/W
- MWDMX: 56 lm/W

Life Span


- 1.80 - 50.000h

Protection level

IP68



I0407



ILLUMINATION



LINEAR ESCALA PROJECTOR



Strip LED projector featuring an AISI 316 stainless steel profile.

A multipurpose light that may be combined, installed and used in many different ways. Highly versatile, it is an ideal decorative light for use outdoors and in water features. Includes fastening supports.

	Code
Linear Escala projector	I1320

CODE	LIGHT	LENGTH	OUTPUT	OPTION	ASTRALPOOL
I1320	W Cool white	05 0.50m	T1 output	DMX	I52
	NW Neutral white	10 1m	02 outputs		
	A Amber				
	MWDMX Multicolour White DMX				
	MW Multicolour M+W				

CONTROL

Monocolour
 I0847I52 Power supply
 DMX
 I0832DMXI52 DMX-MW Power supply
 I0832DMXFEI52 DMX Ext. power supply

Consumption

W: 1m. 12W - 0.5m. 6W
 MWDMX: 1m. 16W - 0.5m. 8W

Voltage

24 Vdc

Lumens

W: 1m. 500lm - 0.5m. 250lm
 MWDMX: 1m. 640lm - 0.5m. 320lm

Efficiency

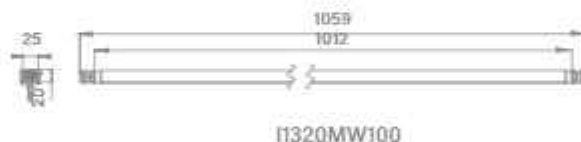
W: 1m. 42lm/W - 0.5m. 40lm/W
 MWDMX: 1m. 40lm/W - 0.5m. 40lm/W

Life Span


L80 - 60.000h

Protection level

IP68



I1320MW100



I1320MW050



ILLUMINATION



ADJUSTABLE LINEAR PROJECTOR



Adjustable 13 W linear projector for both indoor and outdoor areas. Made from aluminum and white DMX, this multicolor projector is perfect for wall washing.

Dimensions Code

Adjustable linear projector

25 cm	11279
50 cm	11280
100 cm	11281

CODE	LIGHT	FACE PLATE	OPTIC	ASTRALPOOL
11279	W Cool white	Material	N Narrow	I52
11280	W/W Warm white	P Plastic	M Medium	
11281	MWDMX Multicolour White DMX	I Stainless Steel	W Wide	
		Shape		
		S Square		
		R Round		

CONTROL

- Multicolour
- I0826 Modulator
- I0828 Remote control
- I0831 Push-button
- DMX
- I0832DMX DMX power supply
- I0832DMXFE DMX external power supply

Consumption

- 1279: 13W
- 1280: 26W
- 1281: 52W

Voltage

- 24 Vdc

Lumens

- 1279: 900 lm
- 1280: 1,800 lm
- 1281: 3,600 lm

Efficiency

- 69.23 lm/W

Life Span

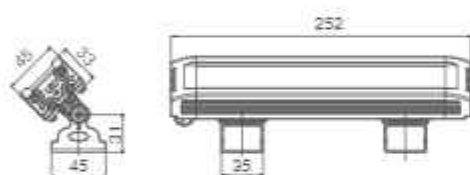
- L80 - 60,000h

Protection level


IP65



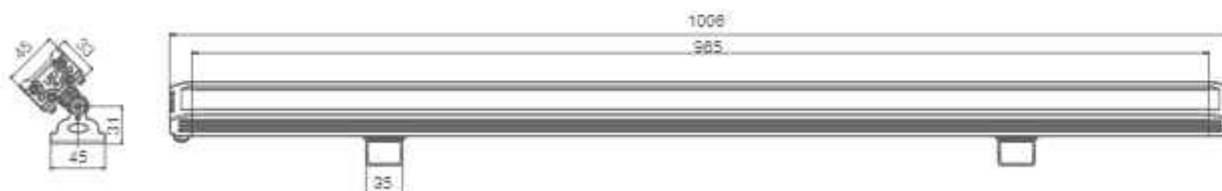
11279



11280



11281



ILLUMINATION



DMX DRIVER POWER SUPPLY

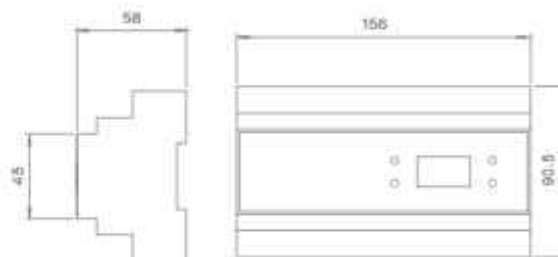


This power pack can handle up to 9 projectors separately (27 DMX channels) or grouped together (3 DMX channels). It can be directly plugged into a 230 V AC power supply. Internal 60 W power adapter included.

Code

DMX Driver Onled Power Supply

10832DMXI52



DMX DRIVER ONLED EXTERNAL POWER SUPPLY

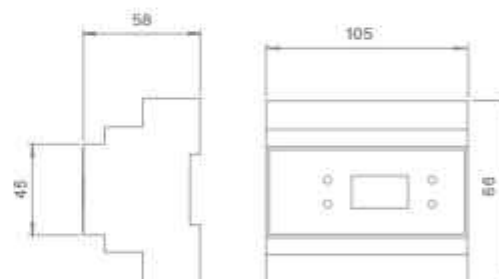


The power supply can supply up to 9 projectors individually (27 DMX channels) or together (3 DMX channels). It is connected directly to 230V AC. External power supply required, Maximum Power 400 VA per unit.

Code

DMX Driver Onled External Power Supply

10832DMXFEI52



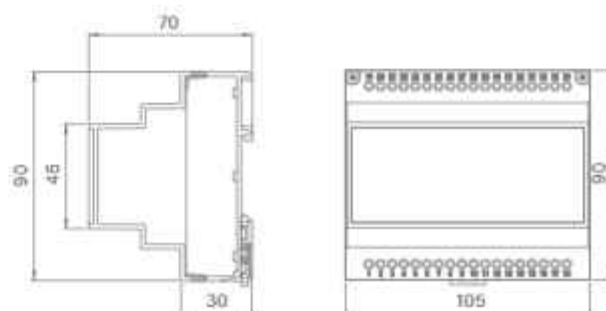
ONLED MODULATOR



Total OnLED System, with which the switching on and off of the lamp can be controlled, changes color and programme and timers to switch off.

Dimensions (L x W x H) [mm]	Nominal voltage [VAC]	Code
-----------------------------	-----------------------	------

ONLED Modulator		10826I52
ONLED Modulator 1-110V		10827I52



ILLUMINATION



ONLED REMOTE CONTROL



System that complements the Total OnLED system, of the Modulator.

With it you will be able to control the following actions:

- Switching the lamps on and off
- Changing color
- Changing color sequence
- Speed of color sequence
- Switching off function (sleep)



	Code
ONLED Remote control	10828152



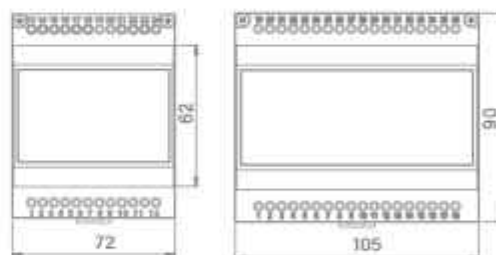
ONLED WIFI ACCESS POINT



The OnLED WiFi Access Point installed next to the modulator enables broadband connections to be made with smartphone and tablet devices.

By downloading the OnLED App onto your smartphone or tablet (using an Android or iOS system), you will be able to control your OnLED lamps and projectors.

	Code
ONLED WIFI ACCESS POINT	10876152
ONLED MODULATOR + ONLED WIFI ACCESS POINT 230V	10877152
ONLED MODULATOR + ONLED WIFI ACCESS POINT 120V	10878152



ONLED WIFI APP



Application for controlling any OnLED lamp or projector from smart phones/tablets using an Android or iOS system (iPhone/iPad).

By free downloading the OnLED onto your smartphone or tablet, you will be able to change the colors, sequences, speed, and time you wish to switch off your OnLED lamps and projectors.

Available on:



ONDMX TOUCHSCREEN



The OnLED WiFi Access Point installed next to the modulator enables broadband connections to be made with smartphone and tablet devices.

By downloading the OnLED App onto your smartphone or tablet (using an Android or iOS system), you will be able to control your OnLED lamps and projectors.

- DMX stand alone controller.
- Compatible with any DMX fixture or DMX LED driver.
- Ready-to-use (pre-loaded with 8 scenes and 170 RGB fixtures).
- Sleek, black glass design which sits 11mm from the wall.
- Color palette (can also be used for scene selection).
- 12 touch-sensitive buttons. No mechanical parts.
- Touch-sensitive wheel allows for accurate color selection.
- Built-in flash memory for storing programs.
- Up to 36 dynamic or static scenes.
- 1024 DMX channels. Control 340 RGB fixtures.
- Clock and calendar with Sunrise/Sunset triggering.
- Wi-Fi network communication. Control lighting remotely.
- USB connectivity for programming and control.
- 8 dry contact trigger ports.
- OEM customization of the color palette and logo.
- Windows/Mac software to set dynamic colors/effects.

	Code
OnDMX Touchscreen	I0905

Optional Accessories

RJ45 to connector block converter for POWER+DMX socket	RJ2BLOCK
ACDC power supply	POWER4M

TECHNICAL FEATURES

	ONDMX TOUCHSCREEN
Code	I0905
Input Power	5-10 DC 0.5A
Output protocol	DMX512 (x2)
Programmability	PC, Mac
Available Colors	Black
Connections	USB, 8 dry contact ports, open drain output (for relay)
Memory	In-built flash
Temperature Battery	-10°C - 45°C LIR2032
Mounting	Single or double-gang wall socket
Dimensions	146 x 106 x 11 mm
Weight	200g
Standards	EC, EMC, ROHS

ILLUMINATION



ONDMX TOUCHSCREEN PRO



The feature rich lighting controller has been designed to provide a control solution for the most demanding of projects, whilst maintaining an easy to use panel of touch sensitive buttons. The controller integrates a graphical color screen allowing scene photos to be displayed. Easily view the selected zone, scene name and design without the need to navigate through complex menus. Change the speed, color and dimmer using the circular palette.

The lighting levels, color and effects can be programmed from a PC, Mac, Android, iPad or iPhone using the included software.

- Sleek glass design which sits 11mm from the wall
- Graphical color display to show selected environment
- Color/dimmer/speed palette
- Color temperature mixing
- Touch sensitive buttons. No mechanical parts
- Touch sensitive wheel allows for accurate color selection
- Multi-zone microSD memory
- Multi-room control with 500 scenes, 10 zones
- 1024 DMX channels. Control 340 RGB fixtures
- USB & Ethernet connectivity for programming and control
- RS232, Dry Contact Ports and an Infra Red input port
- Clock and calendar with Sunrise/Sunset triggering
- Network communication. Control lighting remotely
- Catalog of designs including black and white glass
- OEM customization of the color palette and logo
- Windows/Mac software to set dynamic colors/effects
- iPhone/iPad/Android remote and programming apps

	Code
OnDMX Touchscreen Pro	I0906

Optional Accessories

RJ45 to connector block converter for POWER+DMX socket	RJ2BLOCK
ACDC power supply	POWER4M

TECHNICAL FEATURES	
	ONDMX TOUCHSCREEN
Code	I0906
Output protocol	DMX512 (x2)
Programmability	PC, Mac, Tablet, Smartphone
Available Colors	Black / White
Connections	USB, Ethernet, RS232, Clock, 8 dry contact ports, 5v Output Relay
Memory	microSD (32Gb Max)
Temperature Battery	-10°C - 45°C
Mounting	Single or double-gang wall socket
Dimensions	146 x 106 x 11 mm
Weight	247g
Standards	EC, EMC, RoHS, ETL

ILLUMINATION

POWER SUPPLY



Power supply by LED technology products, especially designed for use in aquatic installations like pools or fountains.

	Code
Power supply 24VDC 120W	10898
Power supply 24VDC 240W	10899
Power supply 24VDC 480W	10847
Power supply 24VDC 960W	10908

SAFETY TRANSFORMERS



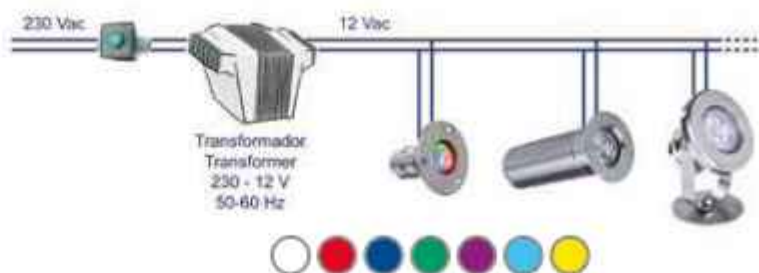
Single-phase Safety Transformers, especially designed for use in aquatic installations like pools or fountains. With the protection degree IP20 or more, primary of 230V AC and secondary of 12-13-14V AC.

	Code
Safety transformer IP20 350 VA	10820
Safety transformer IP20 130 VA	10821
Safety transformer IP65 350 VA	10822
Safety transformer IP20 700 VA	10823

ILLUMINATION

BASIC ONLED

Electric diagram that is obtained through a Pushbutton (n/c) + Safety transformer. The size of the transformer depends on the number of spotlights that are installed and their consumption. For example, if it has to power 5 24W spotlights, the transformer should be 125W. An input of 12V AC must reach the lamp. With every click, it changes colour or program, offers a range of 7 colours, as well as 7 colour changing programs.



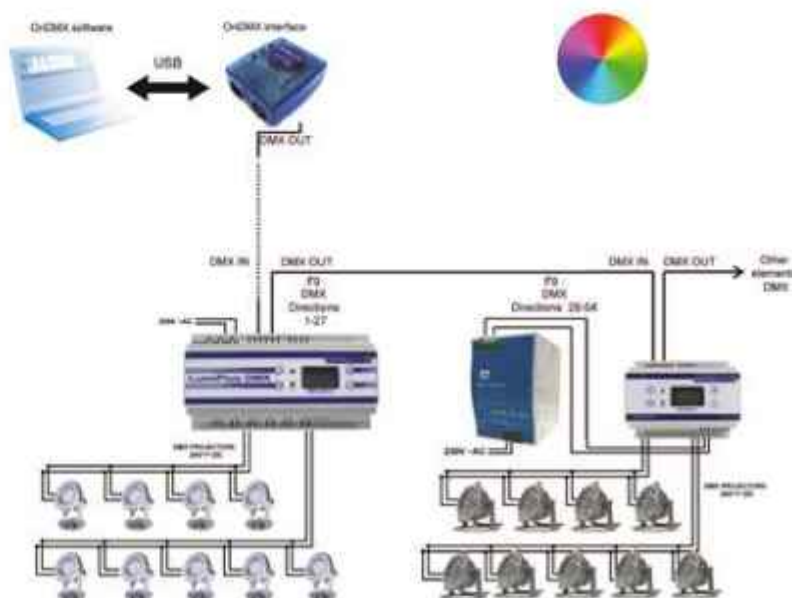
TOTAL ONLED

EI Outline based on the OnLED Modulator, for increasing the number of colours and sequences of the spotlights. With it, it is possible to turn the spotlight on and off, change 12 colours and 8 sequences and control the speed of the sequences and the power off timer. The Modulator also has an antennae with that can reach up to 50m, with which it can be synchronized with the OnLED Remote Control (10828152). The Modulator should be installed before the safety transformer and is connected to VAC through two terminals indicated as RED and is connected to the transformer primary through two terminals indicated with TRF. It is recommended to install the Modulator ensuring it is protected from corrosive environments.



ON DMX

Those that want total control of the lighting can use the spotlights with DMX adaptation and OnDMX Control, and then they can independently control all the spotlights, and obtain more than 16.000.000 colours and infinite sequences. Each driver handles 27 DMX channels.



ILLUMINATION



V:NANO



Made even for the roughest environments, the V:Nano represents Synchronorm's smart solution for smaller and more intimate fountain show installations. The V:Nano 512 or 1024 "music" show controller is a DIN-rail fan-less & ruggedized embedded system with a highly efficient low power CPU chipset.

The V:Nano can withstand wider temperature ranges while featuring DMX 512/1990 ports, an isolated Ethernet port with 10/100 Mbit, a micro SD card slot and a 2x16 LCD segment-display.

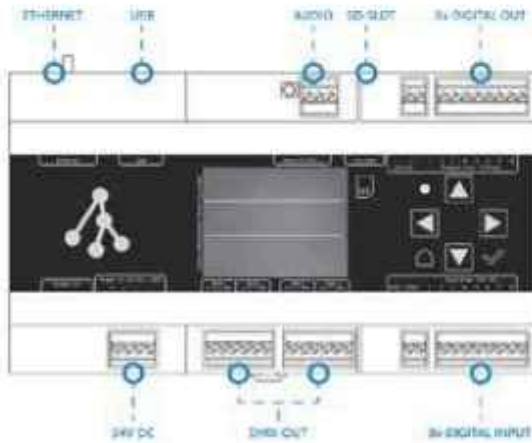
A perfect match for smaller stand-alone fountains as well as musical fountain installations, both feature 8x digital I/O's.

The V:Nano is fully compatible with our fountain control system Dependence. Easily enhance your workflow by uploading shows via SD card or your local network.

Key Features:

- DIN-Rail Mounting
- Scheduler
- Full RDM Support
- Sensor Connectivity
- Remote Control
- V:Nano Scripting
- SD-Card Memory
- Music Playback

	Code
V:Nano 512	72255
V:Nano 1024 Music	75936



TECHNICAL FEATURES		
	V:NANO 512	V:NANO 1024 MUSIC
Code	72255	75936
Dimensions	160x90x85 mm DIN Rail	
Weight	0.33 kg	
Protection Class	IP 20	
Power Supply	15..24V DC / 1W	
Operation Temperature	0..40° / 0..80% humidity	
Certification	CE	
Outputs	1x DMX-RDM 512ch	2x DMX-RDM 1024ch 3.5mm Audio
		8x Digital Output (24V DC, max 1A)
Inputs	8x Digital Input (max 30V DC)*	
Audio Playback	No	Yes
Memory	microSD Card	

ILLUMINATION



V:SERVER3 TOUCH

Next to Depence², our brand-new software system, we also have redesigned our top-level standalone show controller, the V:Server.

Alongside a new 19 inch rack aluminium case it now features a touch screen interface on the front-panel next to a multicolor LED Logo.

The V:Server3-Touch also comes with integrated optical isolated digital and analog I/Os to directly connect sensors and triggers.

The new node-based logic system of Depence² offers you maximum flexibility for any kind of interactive installation. Pre-existing Depence projects are still fully compatible as well.

The V:Server3-Touch will support projects created in former versions of Depence further on. With high performance and most stable connectivity, the V:Server still remains the perfect choice for running multimedia shows, while offering full ArtNet & RDM support as well as timecode features, and much more.

Key Features:

- BMI – Logic Automation
- Scheduler
- Touch-optimized HMI/Live Panel
- Timecode I/O
- DMX-RDM Support
- ArtNET RDM Support
- Sensor Connectivity
- Remote Access
- Music Playback

	Code
Sn-Spvsu8t: V:Server V3 Touch U8. Standalone Showserver With Up To 8 DMX Universes	73023
Sn-Spvsu16t: V:Server V3 Touch U16. Standalone Showserver Up To 16 DMX Universes	72746
Sn-Spvsu48t: V:Server V3 Touch U48. Standalone Showserver Up To 48 DMX Universes	73618



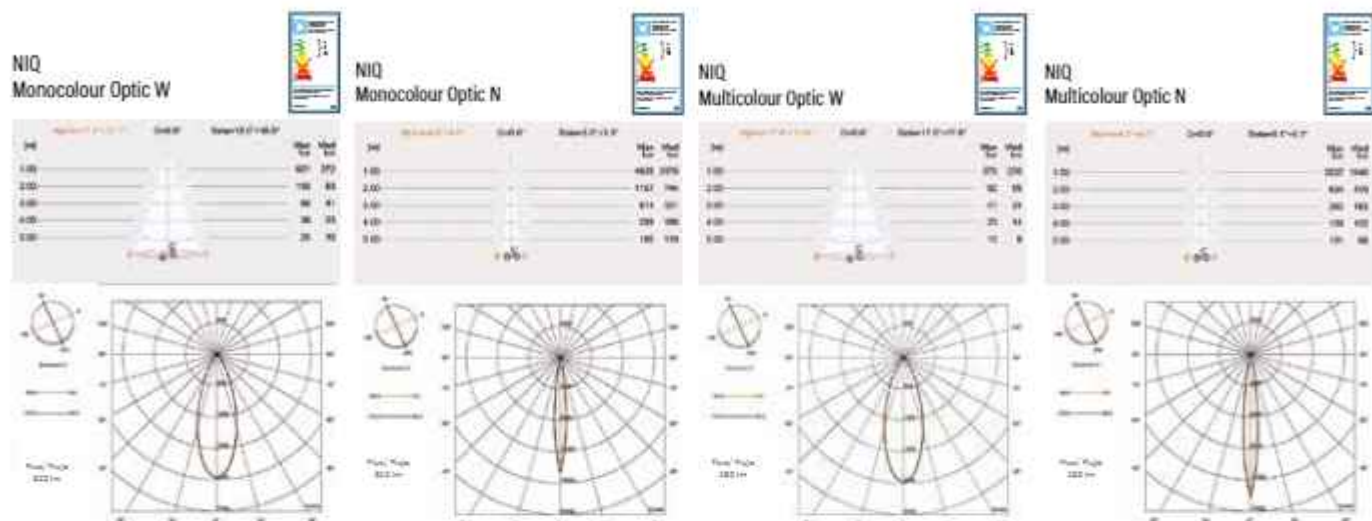
TECHNICAL FEATURES

	V:SERVER3-TOUCH
Code	-
Dimensions	19" 3HE 330mm depth
Weight	0.5kg
Protection Class	IP 20
Power Supply	T10 / 230V @ 50Hz
Operation Temperature	0..40° / 0..80% humidity
Certification	CE
Connectors	4x DMX RDM XML-5 Pin, 1x RJ45 Ethernet, 2x XLR 3-Pin Symmetric Audio, 1x DVI-Out, 1x SMPTE XLR 3-Pin, 1x RS232, 3x USB 2.0, 1x Emergency Stop, 8x Digital Input, 8x Digital Output, 12x Analog I/O
Memory	120 GB solid state hard drive

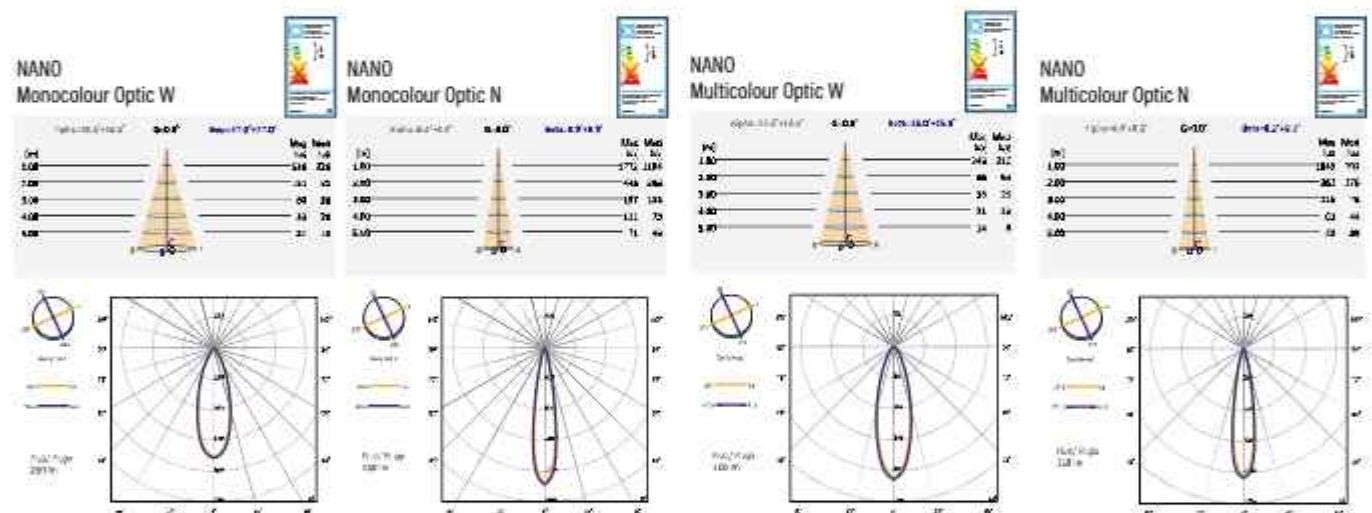
ILLUMINATION



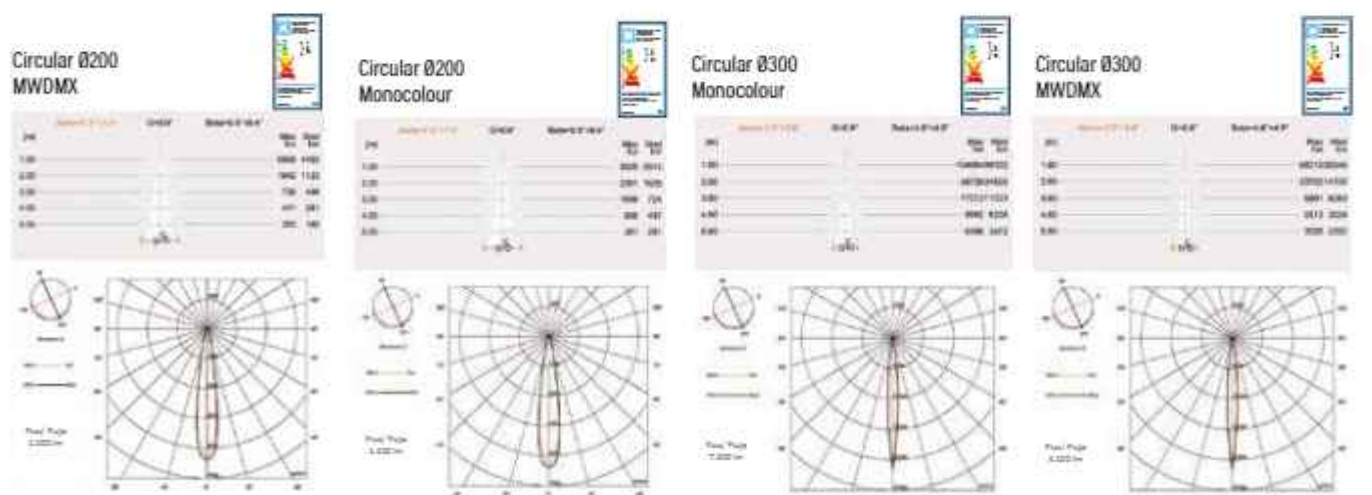
NIQ PROJECTOR



NANO PROJECTOR




CIRCULAR Ø200 / CIRCULAR Ø300




ILLUMINATION

MINI PROJECTOR

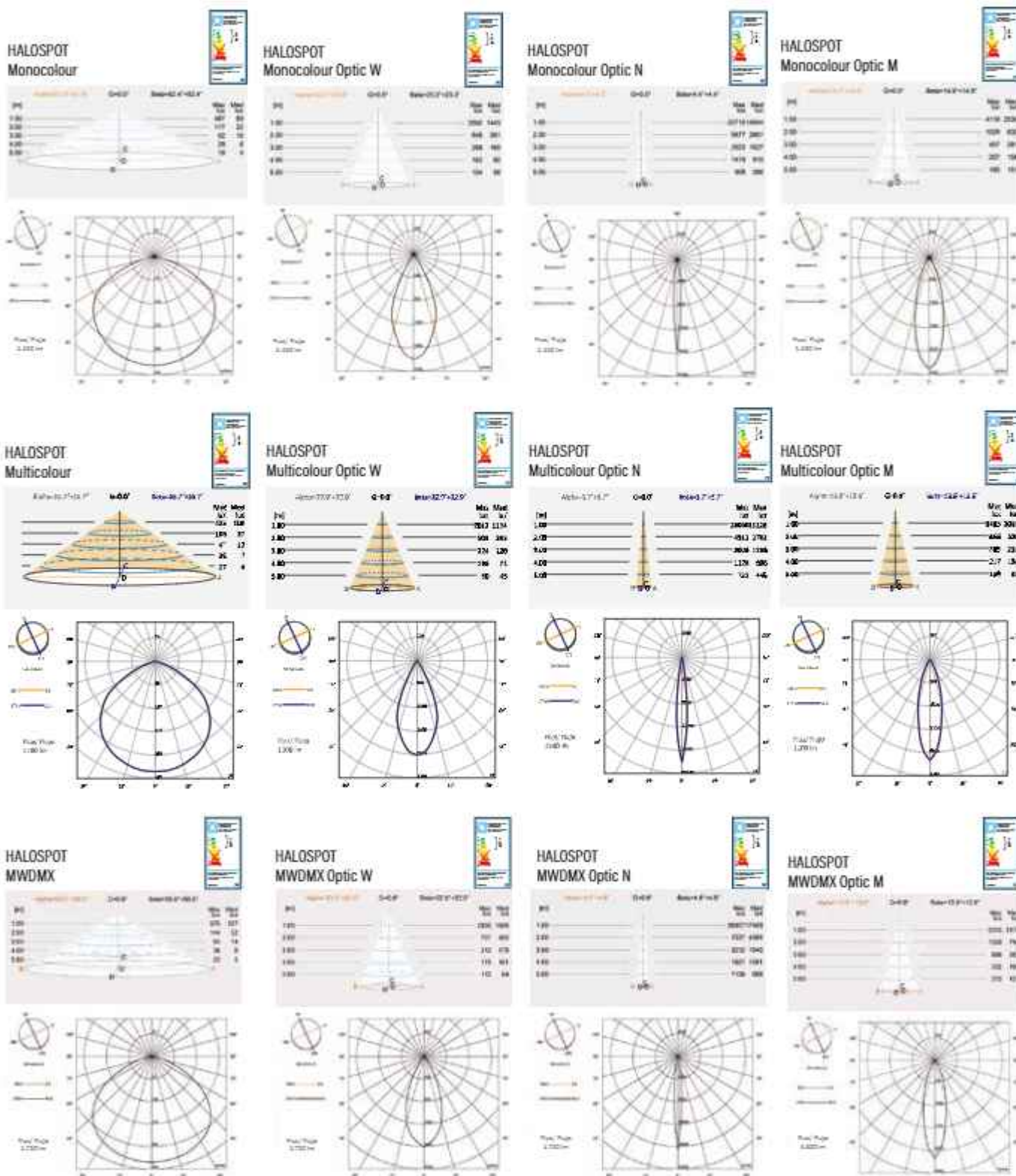


MINI+ PROJECTOR




ILLUMINATION

HALOSPOT PROJECTOR

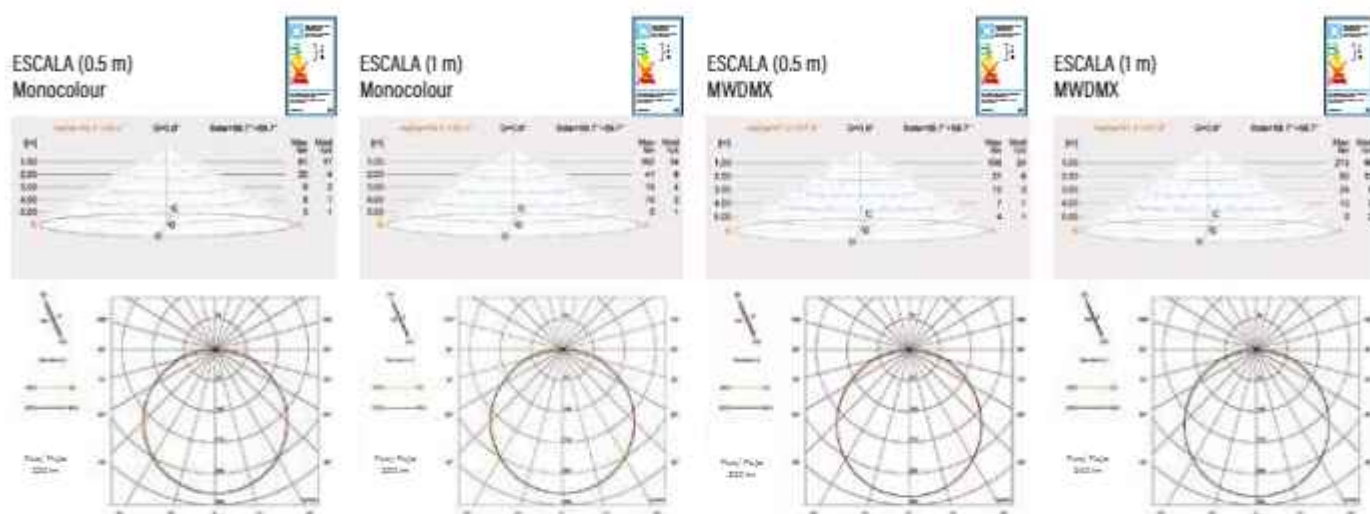


KIBELE PROJECTOR




ILLUMINATION

LINEAR ESCALA PROJECTOR



ADJUSTABLE LINEAR PROJECTOR





FLOATING FOUNTAINS

AQUAFORTE FLOATING FOUNTAINS


AQUA
FORTE
RELIABLE & EFFICIENT

NEW
2024

A very professional fountain set including 3 different fountain heads: Classic, Trumpet and Crown & Trumpet. Replacing the fountain heads is very easy; with a simple bayonet connection the head can be replaced within seconds! The fountain is equipped with a float and a 560 watt pump with 30 meter cable. The pump can be adjusted in height/ flow with the (optional) controller with remote control which also adjusts the power consumption of the pump. This controller can also control the on/off times of the fountain. The fountain can be programmed up to 6 periods per day. These settings repeat themselves every 24 hours. LED lighting set with 3 lights is optionally available. 1 x 6 watt gives 150 lumens.

TECHNICAL FEATURES

TYPE	CODE	WATT	CABLE LENGHT
Floating fountain set	MO830	560	30 m
Remote & Flow control timer	RB247	-	-
LED lighting set 3 x 6 watt	MO831	3x6	30 m



AQUAFORTE TIMER/CONTROLLER

AQUA
FORTE
RELIABLE & EFFICIENT

NEW
2024

Very versatile tool, remote control, flow control and timer, all in one unit! Only suited for a-synchronous pumps up to 600 watt. Can be used up to 80 meter distance. Flow control for pumps of 50 to 99%. Timer can be programmed up to 6 settings per day. Ideal for e.g. fountain pumps (to control height and working hours).

TECHNICAL FEATURES

TYPE	CODE
Remote & Flow control timer	RB247

FLOATING FOUNTAINS



EJ SERIES FOUNTAINS



- 1/2, 3/4, 1, 2, 3 & 5HP available as single phase.
- 2, 3 & 5HP also available as three phase.
- Includes an impeller guard and bottom screen to prevent clogging.
- Stub cord includes quick disconnect and stainless steel strain relief.
- Customer or installer adds additional length power cord as needed.

EJ FOUNTAIN PACKAGES

PART #	HP	VOLT	CORD LENGTH
2400EJF000	1/2	220	Stub Cord (1m)
2400EJF010	1/2	220	10
3400EJF000	3/4	220	Stub Cord (1m)
3400EJF010	3/4	220	10
4400EJF000	1	220	Stub Cord (1m)
4400EJF010	1	220	10
8400EJF000	2	220	Stub Cord (1m)
2.3EHJF000	2	380	Stub Cord (1m)
3.3EHJF000	3	220	Stub Cord (1m)
3.3EHJF000	3	380	Stub Cord (1m)
5.3EHJF000	5	380	Stub Cord (1m)

PATTERN DIMENSIONS

HP	PATTERN DIMENSIONS (H x W) (m)							
	SEQUOIA	CYPRESS	WILLOW	LINDEN	BIRCH	BALSAM	REDWOOD	SPRUCE
1/2	3.2 x 2.4	1.8 x 4.5	1.6 x 5.2	2.3 x 6.7	1.7 x 1.5	-	-	-
3/4	3.5 x 2.4	2.1 x 5.5	1.9 x 5.8	2.7 x 8.5	2.1 x 2	-	-	-
1	-	-	-	3.4 x 9.4	2.6 x 1.8	3.4 x 7.3	4.9 x 1.5	4.7 x 2.1
2	-	-	-	5.2 x 10.7	3.5 x 3	4.9 x 9.4	6.9 x 1.8	6.6 x 2.7
3	-	-	-	5.5 x 11.9	4.9 x 2.7	3.8 x 7.9	7.2 x 1.8	7 x 2.7
5	-	-	-	6.2 x 12.2	5.8 x 3	4.7 x 9.4	8.1 x 1.8	7.9 x 2.7



REDWOOD



SPRUCE



BALSAM



SEQUOIA



LINDEN



CYPRESS



BIRCH



WILLOW

FLOATING FOUNTAINS

PREMIUM NOZZLES



Further define your EJ Series experience with a Premium Nozzle, now available for all HP sizes. Purchased separately, Kasco Premium Nozzles provide crisp and distinct streams of water for dramatic and attention-demanding displays. No tools are required for installation.



MIGHTY OAK



MAGNOLIA



MAHOGANY



MADRONE



PALM

PART NUMBERS & DIMENSIONS

PATTERN	NEW - 1/2 & 3/4HP PART NUMBERS & DIMENSIONS (H x W) (m)			1, 2, 3 & 5HP PART NUMBERS & DIMENSIONS (H x W) (m)				
	PART #	1/2HP-NEW	3/4HP-NEW	PART #	1HP	2HP	3HP	5HP
Mighty oak	431335K	2.1 x 5.3	2.9 x 7.9	841335K	3.4 x 10.4	5 x 14.6	5.9 x 17.1	6.9 x 18.3
Magnolia	431325K	2 x 6.1	2.6 x 8.8	841325K	2.9 x 10.1	4.4 x 15.2	5.3 x 17.1	6.2 x 22.6
Mahogany	431345K	2.4 x 5.5	3.2 x 7.9	841345K	3.2 x 9.1	5 x 13.4	5.9 x 17.1	6.9 x 18.9
Madrone	431330K	2.4 x 6.1	3.4 x 8.5	841330K	3.4 x 9.4	5 x 14.6	6.1 x 17.1	7 x 18.9
Palm	-	-	-	841320K	2.6 x 6.1	3.8 x 8.5	4.7 x 10.1	5.1 x 10.4



MADRONE



MAGNOLIA



MIGHTY OAK



MAHOGANY



PALM

FLOATING FOUNTAINS



EVFX FOUNTAINS



The VFX Series are a crossover of surface aerators and fountains. These fountains display a "V-shaped" pattern while maintaining a steady, high-volume flow of water.



EVFX FOUNTAIN PACKAGES

PART #	HP	VOLT	CORD LENGHT
2400EVFX000	1/2	220	Stub Cord (1m)
2400EVFX010	1/2	220	10
3400EVFX000	3/4	220	Stub Cord (1m)
3400EVFX010	3/4	220	10
4400EVFX000	1	220	Stub Cord (1m)
4400EVFX010	1	220	10
3.1EVFX000	3	220	Stub Cord (1m)
3.3EHVFX000	3	380	Stub Cord (1m)

Product Notes:

- 1. Stub cords include a quick disconnect and strain relief.



AQUATICLEAR™ CLOG-FREE CIRCULATOR



- 220V, single phase options
- Marine-grade stainless steel for saltwater / brackish water compatibility
- Horizontal Float Kit and Universal Mount Kit options
- Universal Mount Kit packages include Simple Swivel bracket (patent pending) allowing easy rotation of the unit to direct flow of water



AQUATICLEAR PACKAGES

PART #	HP	VOLT	PHASE	CORD LENGHT (M)
HORIZONTAL FLOAT PACKAGES				
2400ECFM000	1/2	220	1	Stub Cord (1m)
2400ECFM010	1/2	220	1	10
3400ECFM000	3/4	220	1	Stub Cord (1m)
3400ECFM010	3/4	220	1	10
UNIVERSAL MOUNT PACKAGES (CUSTOMER MUST SUPPLY PIPE)				
2400ECDM000	1/2	220	1	Stub Cord (1m)
2400ECDM010	1/2	220	1	10
3400ECDM000	3/4	220	1	Stub Cord (1m)
3400ECDM010	3/4	220	1	10

Product Notes:

- 1. Kasco recommends placing motor unit at least .6 m below the surface of the water to prevent audible unit cavitation / ventilation.
- 2. Do not install too close to the bottom of water body. Improper placement can disturb bottom sediment. Check local regulations for guidelines and restrictions.

COMPLEMENTARY PRODUCTS



LEVEL CONTROL SYSTEM



This control system provides a complete solution for controlling the water level in any fountain. This system makes it possible to fill a fountain automatically and acts as a security system for pumps if a fountain's water level drops too low.

The level control sensor is a very robust model that is resistant to oxidation and made entirely of AISI 316 stainless steel.

In the case of the Level Control Sensor Adjustable, the customer receives the product with an standard and equal length on all rods, in order that the customer adjusts this length according to the installation.

Code

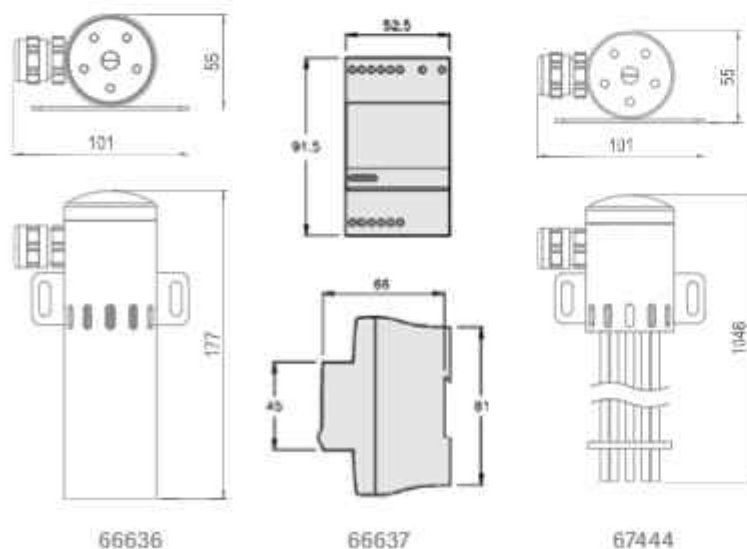
Level Control Sensor	66636
Level Control Unit	66637
Level Control Sensor Adjustable	67444

TECHNICAL FEATURES

	LEVEL CONTROL SENSOR
Code	66636
Dimensions (L x W x H) [mm]	101 x 55 x 177
Level range [mm]	1000
Difference between levels [mm]	20
Number of electrodes	5
Cable included	5 x 110 m
Material	AISI 316 stainless steel
Weight [kg]	2.3
Protection rating	IP 68

TECHNICAL FEATURES

	LEVEL CONTROL UNIT
Code	66637
Dimensions (L x W x H) [mm]	53 x 66 x 92
Voltage [V]	230 VAC
Electrode inputs	5
Outputs	2 relay output up to 8A
Indicator led	1 power, 2 outputs
Material	Plastic housing
Mounting	DIN rail
Protection rating	IP20



TECHNICAL FEATURES

	LEVEL CONTROL SENSOR ADJUSTABLE
Code	67444
Dimensions (L x W x H) [mm]	101 x 55 x 1046
Level range [mm]	1000
Difference between levels [mm]	20
Number of electrodes	5
Cable included	5 x 110 m
Material	AISI 316 stainless steel
Weight [kg]	2.6
Protection rating	IP 68

COMPLEMENTARY PRODUCTS

WIND CONTROL SYSTEM



This wind control system is the best way of avoiding water loss from jets, thus preventing the area around a fountain and the spectators of a fountain display from getting wet due to the action of the wind.

It can be run in three modes depending on wind speed: normal, reduced fountain jet height and off in case of very strong wind.

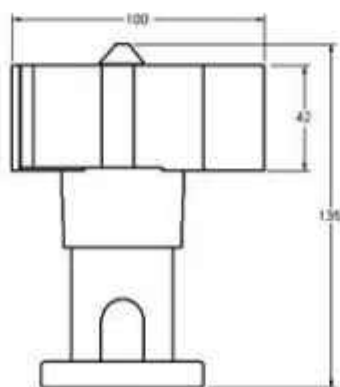
Code

Wind Control System

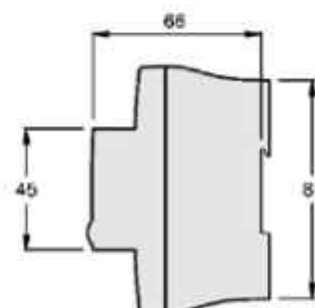
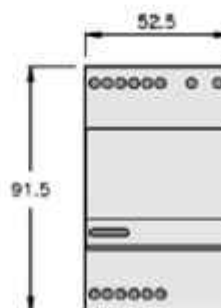
Wind Control Sensor	66577
Wind Control Unit	66578

TECHNICAL FEATURES	
	WIND CONTROL SENSOR
Code	66577
Dimensions (L x W x H) [mm]	100 x 100 x 136
Range [m/s]	2 - 55
Voltage [V]	5 - 15 VDC
Output [Hz]	0 - 210
Cable included	3 x 0.5 20 m
Material	ABS
Weight [kg]	1.2
Protection rating	IP 65

TECHNICAL FEATURES	
	WIND CONTROL SENSOR
Code	66578
Dimensions (L x W x H) [mm]	53 x 66 x 92
Range [m/s]	Adjustable
Voltage [V]	230 VAC
Inputs	PNP/NPN or potential free contact
Outputs	3 relay outputs up to 6A
Display	LCD
LED Indicator	1 power, 3 outputs
Material	Plastic housing
Mounting	DIN rail
Protection rating	IP 20



66577



66578

INTERACTIVE SENSOR BUTTONS



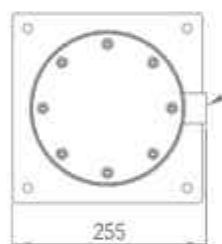
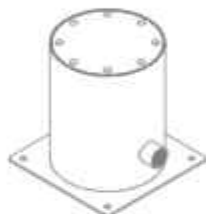
The interactive sensors are the perfect complement to be placed in any ornamental fountain.

Each sensor can produce a different variability into the fountain actuation in real time, producing a guaranteed fun for the whole family.

Code

Interactive sensor buttons

Black	-	-	66574
Blue	-	-	66574CL02
Green	-	-	66574CL03
Red	-	-	66574CL04



R. INT.
1" x.85P

TECHNICAL FEATURES

INTERACTIVE SENSOR BUTTONS	
Code	66574 (black) / 66574CL02 (blue) / 66574CL03 (green) / 66574CL04 (red)
Dimensions (L x W x H) (mm)	250x 255 x 258
Nominal Voltage [V]	24 (VDC)
Output	Digital Output (24 VDC)
Inlet Connection	1"
Material	Stainless steel 316 - PE-HD - 500
Weight [kg]	7.8



COMPLEMENTARY PRODUCTS



SWIVEL



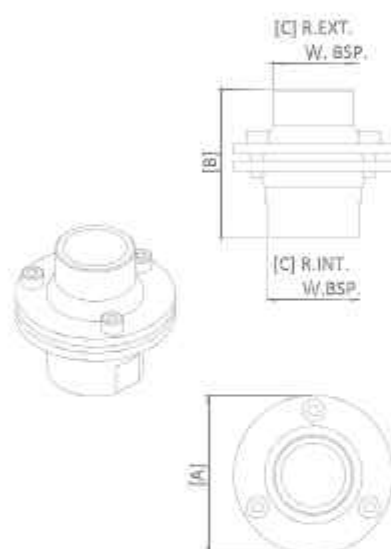
The swivel is a perfect adapter for all types of nozzles. Corrects the unevenness produced during the development of the work. The swivel also allows positioning any type of nozzle in any desired angle.

It is entirely made of AISI-316 stainless steel, which provides high sturdiness and oxidation resistance, and provides a stylish finish at the fountain.

Water Connection	Nozzle Connection	Code
------------------	-------------------	------

Swivel

1"	1"	66930
1½"	1½"	73798
2"	2"	73799
2½"	2½"	73800
3"	3"	73801



66930

TECHNICAL FEATURES

	SWIVEL 1"	SWIVEL 1½"	SWIVEL 2"	SWIVEL 2½"	SWIVEL 3"
Code	66930	73798	73799	73800	73801
Water connection [R] [mm]	1"	1½"	2"	2½"	3"
Nozzle connection [R INT] [mm]	1"	1½"	2"	2½"	3"
Total height [H] [mm]	68	75	91	103	118
Total diameter [D] [mm]	70	90	110	140	150
Inclination [β°]	+22 / -22		-10, +10		
Material	AISI-316				
Weight [kg]	0.6	0.8	1.3	2.9	3.6



PIPE FITTING



Pipe fittings are the best way of connecting pipes through the wall or the floor of a fountain.

Available in standard sizes from 1" to 4".

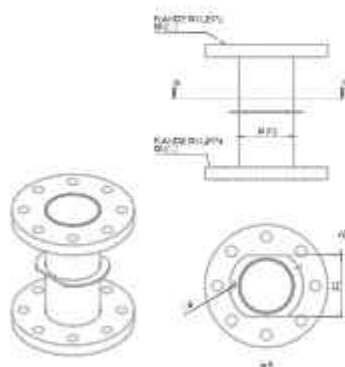
All models are extremely robust and resistant to oxidation because they are made entirely of AISI 316 stainless steel.

Code

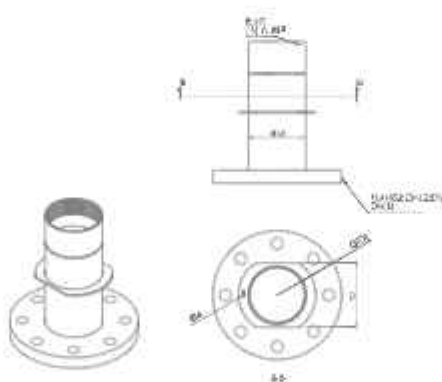
Pipe Fitting FI-FI 3"	66630
Pipe Fitting FI-FI 4"	66631
Pipe Fitting FI-M 3"	66632
Pipe Fitting FI-M 4"	66633
Pipe Fitting FI-F 3"	66634
Pipe Fitting FI-F 4"	66635

TECHNICAL FEATURES

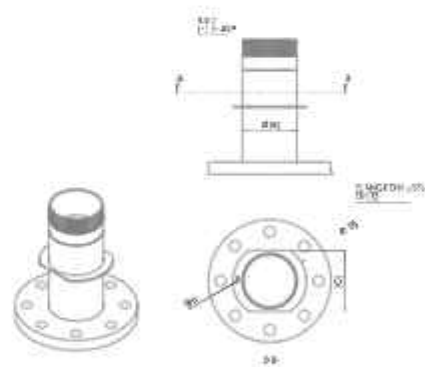
CODE		L [mm]	A	B [mm]	C	D	E
66630	PIPE FITTING FL-FL 3"	220	80	88.9	110	120	-
66631	PIPE FITTING FL-FL 4"	220	100	114.3	135	145	-
66632	PIPE FITTING FL-M 3"	220	3"	88.9	110	120	80
66633	PIPE FITTING FL-M 4"	220	4"	114.3	135	145	100
66634	PIPE FITTING FL-F 3"	220	3"	100	100	120	80
66635	PIPE FITTING FL-F 4"	220	4"	125	126	145	100



PIPE FITTING FL-FL



PIPE FITTING FL-F



PIPE FITTING FL-M

COMPLEMENTARY PRODUCTS



PIPE FITTING



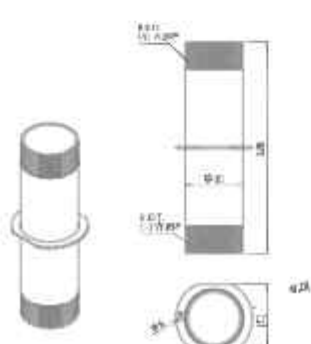
Pipe fittings are the best way of connecting pipes through the wall or the floor of a fountain.

Available in standard sizes from 1" to 4".

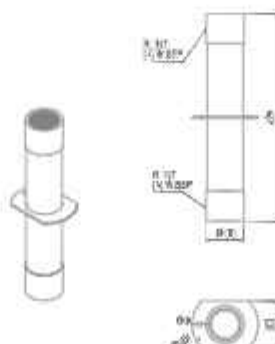
All models are extremely robust and resistant to oxidation because they are made entirely of AISI 316 stainless steel.

	Code
Pipe Fitting M-M 1"	66615
Pipe Fitting M-M 1-1/2"	66616
Pipe Fitting M-M 2"	66617
Pipe Fitting M-M 3"	66618
Pipe Fitting M-M 4"	66619
Pipe Fitting F-F 1"	66620
Pipe Fitting F-F 1-1/2"	66621
Pipe Fitting F-F 2"	66622
Pipe Fitting F-F 3"	66623
Pipe Fitting F-F 4"	66624
Pipe Fitting M-F 1"	66625
Pipe Fitting M-F 1-1/2"	66626
Pipe Fitting M-F 2"	66627
Pipe Fitting M-F 3"	66628
Pipe Fitting M-F 4"	66629

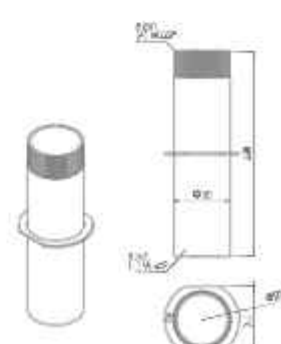
TECHNICAL FEATURES						
CODE		L [mm]	A	B [mm]	C	D
66615	PIPE FITTING M-M 1"	220	1"	33.4	45	70
66616	PIPE FITTING M-M 1-1/2"	220	1 1/2"	48.3	60	75
66617	PIPE FITTING M-M 2"	220	2"	60.3	72	80
66618	PIPE FITTING M-M 3"	220	3"	88.9	100	120
66619	PIPE FITTING M-M 4"	220	4"	114.3	126	145
66620	PIPE FITTING F-F 1"	220	1"	40	50	70
66621	PIPE FITTING F-F 1-1/2"	220	1 1/2"	55	65	110
66622	PIPE FITTING F-F 2"	220	2"	70	85	120
66623	PIPE FITTING F-F 3"	220	3"	100	125	150
66624	PIPE FITTING F-F 4"	220	4"	125	145	160
66625	PIPE FITTING M-F 1"	220	1"	40	45	70
66626	PIPE FITTING M-F 1-1/2"	220	1 1/2"	55	80	110
66627	PIPE FITTING M-F 2"	220	2"	70	80	110
66628	PIPE FITTING M-F 3"	220	3"	100	100	120
66629	PIPE FITTING M-F 4"	220	4"	125	126	145



PIPE FITTING M-M



PIPE FITTING F-F



PIPE FITTING M-F

COMPLEMENTARY PRODUCTS



CABLE INLET FITTING 1 - 2" FEMALE THREAD



Cable inlet fitting 2" threaded for cable gland for wires of different diameter depending on the model. Made with AISI-316 stainless Steel and nickel plated brass. Works as a cable inlet fitting for 2" pipes.

Code

Cable Inlet Fitting 1 - 2" Female Thread	72049
Cable Inlet Fitting 1 - 2" Female Thread	73350



TECHNICAL FEATURES

	CABLE INLET FITTING 1 - 2" FEMALE THREAD	
Code	72049	73350
Dimensions (L x W x A) [mm]	70 x 64 x 58	70 x 64 x 65
Cable diameter [mm]	5-14	11-20
Connection	2" G	
Material	Stainless Steel 316 / Nickel plated brass	

COMPLEMENTARY PRODUCTS



CABLE INLET FITTING

The Cable Inlets Fittings are the best way to ensure watertight connections with cable through the walls of the fountain. With its original design allow the connection of different devices with the same Cable Inlet Fitting. It is a very robust and resistant to oxidation model manufactured entirely in AISI 316 stainless steel.



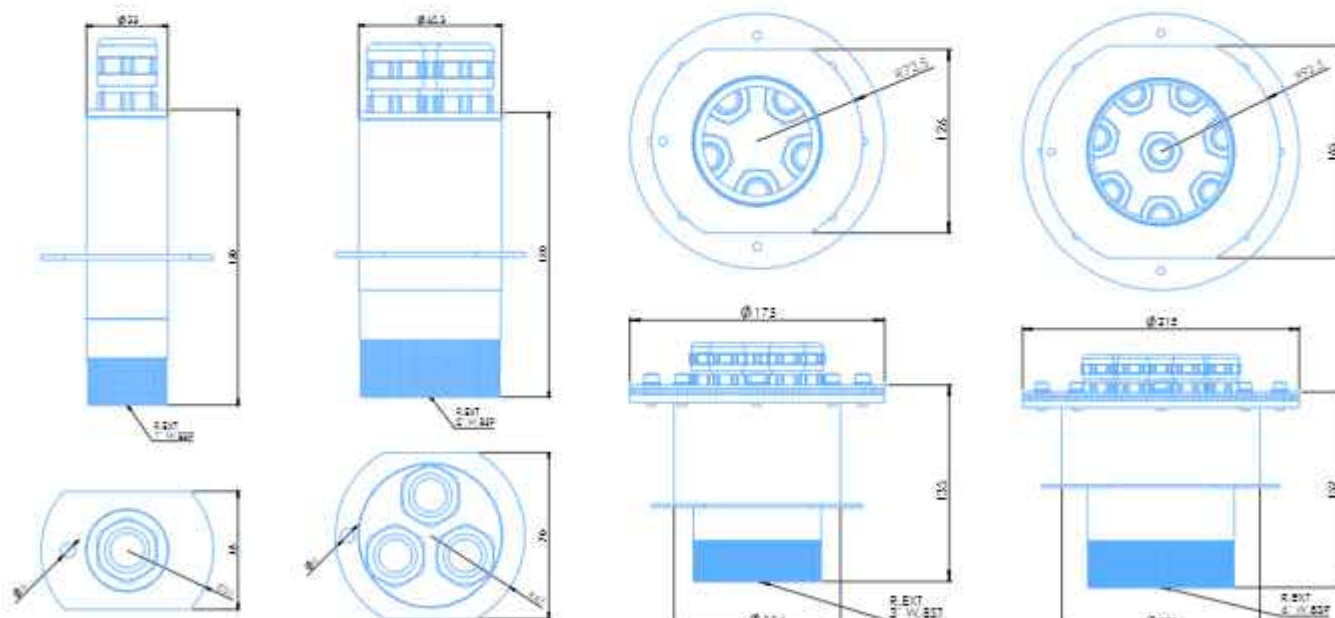
Code

Cable inlet fitting

70 x 48 x 122 mm	66598
80 x 70 x 122 mm	66599
175 x 175 x 152 mm	66600
215 x 215 x 152 mm	66601

TECHNICAL FEATURES

Code	CABLE INLET FITTING			
	66598	66599	66600	66601
Dimensions (L x W x A) [mm]	70 x 48 x 122 mm	80 x 70 x 122 mm	175 x 175 x 152 mm	215 x 215 x 152 mm
Connection	1" G	2" G	3" G	4" G
Number of inlets	1	3	5	8
Wire diameter	5-14	5-14	5-14	5-14
Material	Stainless steel 316			
Protection class	IP 68			



COMPLEMENTARY PRODUCTS



PRESSURE HOLDING VALVE

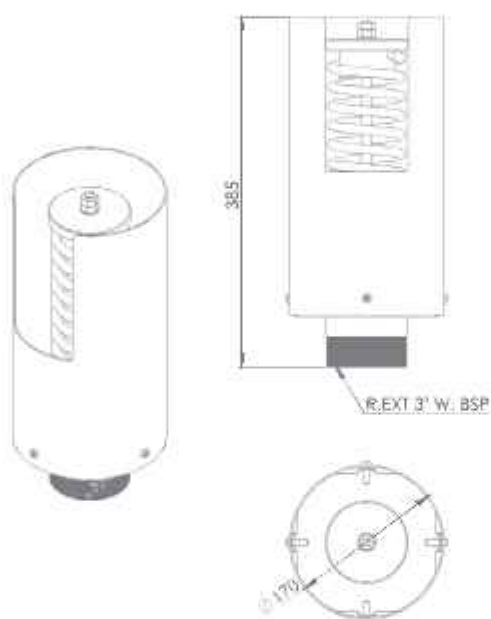


Pressure holding valve to install in manifolds with several controlled outputs. With this valve it is possible to maintain the pressure in the manifold, regardless of the open outputs.

With this valve is also possible to protect the pump against overload and the line of excessive pressures, in addition of ensuring a minimum flow.

It is a very robust and resistant to rusting model manufactured entirely in AISI 316 stainless steel.

	Code
Pressure Holding Valve	73349



TECHNICAL FEATURES	
	PREFILTER LFS
Code	73349
Dimensions (L x W x H) [mm]	385 x 170 x 170
Connection	3" M
Maximum flow [l/min]	720
Maximum pressure [bar]	2.2
Material	AISI 316 Stainless steel

COMPLEMENTARY PRODUCTS



PREFILTER LFS



Prefilter LFS are mounted on the inlets of the suction lines to protect devices and water circuit from coarse debris.

Is highly versatile because it can be installed on the pipe directly and bolt it easily to the floor.

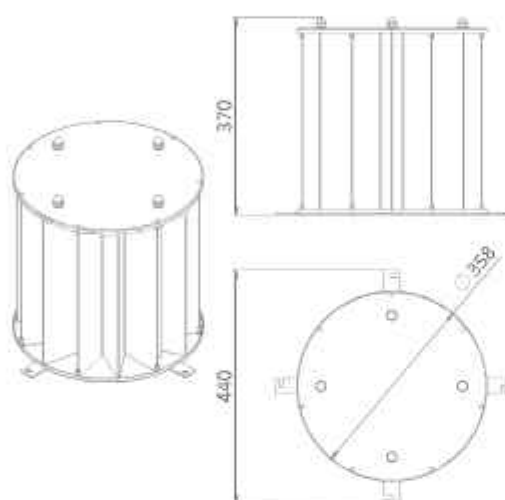
It has a large filter surface, so increases highly filter clogging time.

It is a very robust and resistant to rusting model manufactured entirely in AISI 316 stainless steel.

Code

Prefilter LFS

73348



TECHNICAL FEATURES

	PREFILTER LFS
Code	73348
Dimensions (L x W x A) [mm]	440x 440 x 370
Connection	DN150
Filter surface [m²]	1
Particle strainer [mm]	5
Material	AISI 316 stainless steel
Weight [kg]	4.5 kg

COMPLEMENTARY PRODUCTS



WATERPROOF JUNCTION SS D20 / D14



This robust waterproof junction allows to make IP68 connections, both for electrical and communication cables.

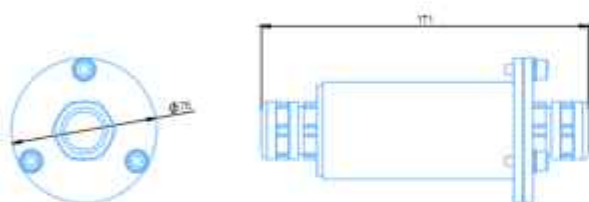
It is available in two different models, depending on the cable diameter to be connected.

Both models are made of AISI 316 stainless steel to ensure high protection against rust and weathering.

Code

Waterproof Junction

D14	70685
D20	70684



TECHNICAL FEATURES

	WATERPROOF JUNCTION D14	WATERPROOF JUNCTION D20
Code	70685	70684
Dimensions (L x W x H) [mm]	171 x 76 x 76	171 x 76 x 76
Cable diameter range [mm]	14 - 5	20 - 11
Material	SS 316 / Brass / TPE	
Protection class	IP68	



OVERFLOW



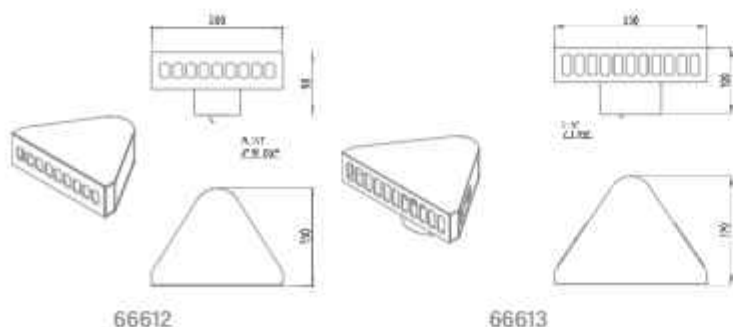
This overflow is suitable for any type of fountain. It is ideal for keeping the water level stable at all times and avoiding flooding.

It is available in two different models, depending on the surface of the fountain. Both models are made of AISI 316 stainless steel to ensure high protection against rust and weathering.

Code

Overflow

Overflow 200	66612
Overflow 250	66613



TECHNICAL FEATURES

	OVERFLOW	
Code	66612	66613
Dimensions (L x W x H) [mm]	200 x 150 x 96	250 x 179 x 104
Aspiration Flow 0.5 m/s [m³/h]	4.5	10
Connection	2" G	3" G
Material	Stainless Steel 316	

COMPLEMENTARY PRODUCTS



OVERFLOW



This overflow is suitable for any type of fountain. It is ideal for keeping the water level stable at all times and avoiding flooding.

It is available in two different models, depending on the surface of the fountain.

The standard model is manufactured between 10 and 100 centimeters, with the possibility of other dimensions on request.

Both models are made of AISI 316 stainless steel to ensure high protection against rust and weathering.

Code

Overflow

Overflow 2"

66610LXXXX

Overflow 3"

66611LXXXX

TECHNICAL FEATURES

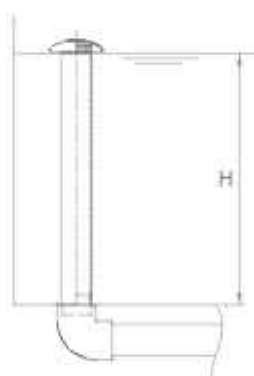
	OVERFLOW	
Code	66610LXXXX	66611LXXXX
Dimensions (L x W x H) (mm)	105 x 105 x (100-1000)	130 x 130 x (100-1000)
Aspiration Flow 0.5 m/s (m ³ /h)	4.5	10
Connection	2" G	3" G
Material	Stainless Steel 316	



66610LXXXX



66611LXXXX



66611LXXXX

COMPLEMENTARY PRODUCTS



JUNCTION BOXES

The Junction Boxes are the best way to ensure watertight connections between cable inside the pool of the fountain. With its original design allow the connection of different devices with the same Junction Box.

It is a very robust and resistant to oxidation model manufactured entirely in AISI 316 stainless steel.

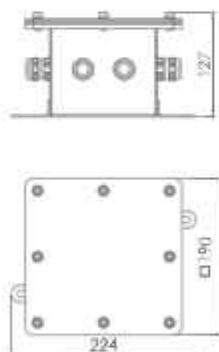


Code

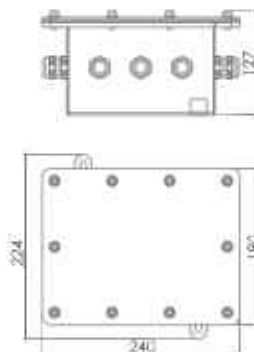
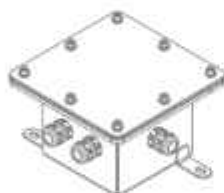
Junction Box 6	66602
Junction Box 10	66603
Junction Box 16	66604
Junction Box 32	66605

TECHNICAL FEATURES

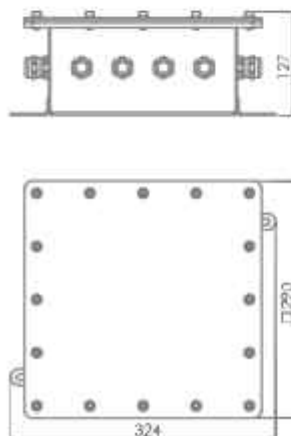
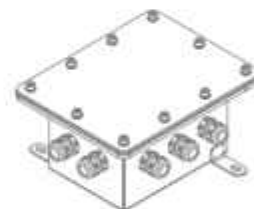
	JUNCTION BOXES			
Code	66602	66603	66604	66605
Dimensions (L x W x H) (mm)	224x190x127	240x224x127	324x290x127	324x290x139
Number of inlets	6	10	16	32
Wire diameter	5-14	5-14	5-14	5-14
Material	Stainless steel 316			
Protection class	IP 68	IP 68	IP 68	IP 68



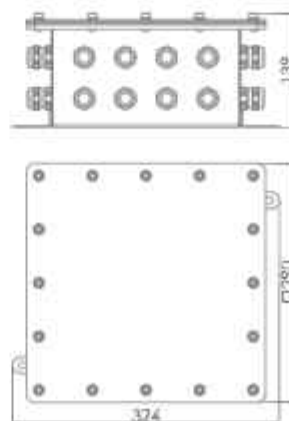
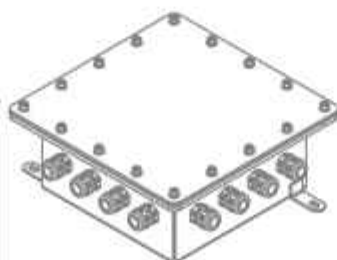
66602



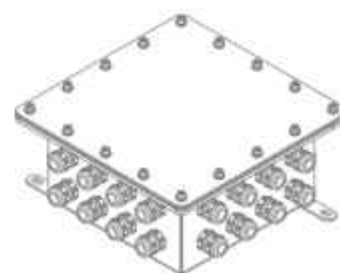
66603



66604



66605



COMPLEMENTARY PRODUCTS



CABLE INLET FITTING BOX



The Cable inlet Fitting Box are the best way to ensure watertight connections with cable through the walls of the fountain and at the same time interconnect different devices.

It is a very robust and resistant to rusting model manufactured entirely in AISI 316 stainless steel.

Code

Cable Inlet Fitting Box

290 x 290 x 263 mm	3" G	66606
290 x 290 x 275 mm	3" G	66607
290 x 290 x 263 mm	4" G	66608
290 x 290 x 275 mm	4" G	66609

TECHNICAL FEATURES

	CABLE INLET FITTING BOX			
Code	66606	66607	66608	66609
Dimensions (L x W x H) [mm]	290 x 290 x 263 mm	290 x 290 x 263 mm	290 x 290 x 263 mm	290 x 290 x 275 mm
Connection	3" G	3" G	4" G	4" G
Number of inlets	16	32	16	32
Wire diameter	5-14	5-14	5-14	5-14
Material	Stainless steel 316			
Assembled protection class	IP 68			

COMPLEMENTARY PRODUCTS



LF FILTERS



Code

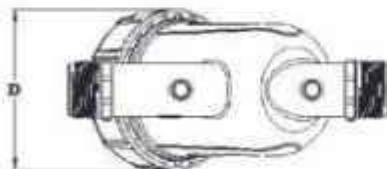
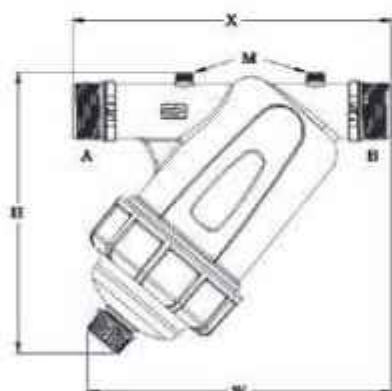
Cepex Manual LF Filters

1/4" B Screen 130 micron - 5 m ² /H	34910
1" B Screen 130 micron - 6 m ² /H	34911
1 1/2" B Screen 130m - 10 m ² /H	04132
1 1/2" B Screen 130m - 14 m ² /H	04133
2" B screen 130 micron - 25 m ² /h	34912

TECHNICAL FEATURES

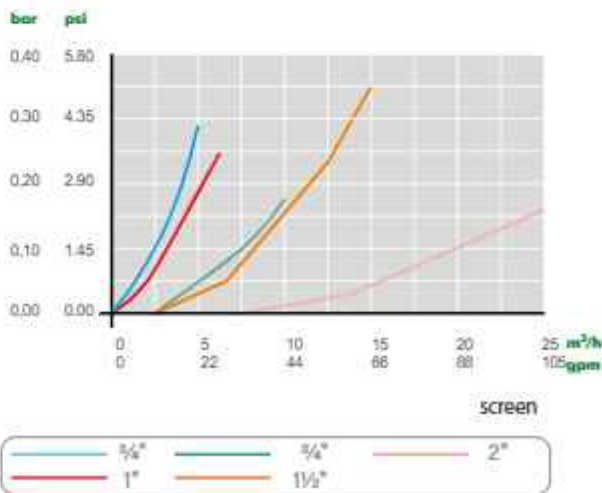
CEPEX MANUAL LF FILTERS

Code	34910	34911	04132	04133	34912
Connection	1/4"	1"	1 1/2"	1 1/2"	2"
Maximum flow	5 m ² /h - 22 gpm	6 m ² /h - 26 gpm	10 m ² /h - 44 gpm	14 m ² /h - 62 gpm	25 m ² /h - 110 gpm
Filtration surface (mesh)	160 cm ² - 25 in ²	160 cm ² - 25 in ²	265 cm ² - 41 in ²	265 cm ² - 41 in ²	485 cm ² - 75 in ²
Maximum temperature / pressure	8 bar/116 psi - 60 °C/140 °F	8 bar/116 psi - 60 °C/140 °F	8 bar/116 psi - 60 °C/140 °F	8 bar/116 psi - 60 °C/140 °F	8 bar/116 psi - 60 °C/140 °F



DIMENSIONS

	H		W		X		D	
	mm	in	mm	in	mm	in	mm	in
34910	173	7	185	7	158	6	83	3
34911	173	7	190	7	168	7	133	5
04132	202	8	231	9	231	9	133	5
04133	202	8	231	9	231	9	155	5
34912	248	10	270	11	267	11	144	6



COMPLEMENTARY PRODUCTS

HFL FILTERS



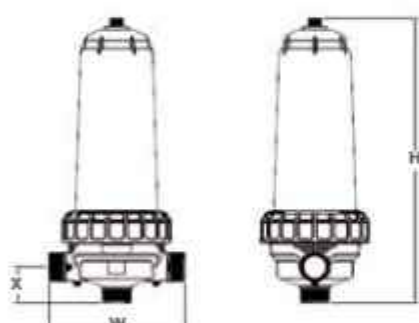
Code

Cepex Manual HLF Filters

2 B Screen 130 Micron - 30m ³ /H	62271
2 large B Screen 130m - 30m ³ /H	62273
3 B Screen 130 Micron - 50m ³ /H	62275
3 large B Screen 130 Micron - 50m ³ /H	62277

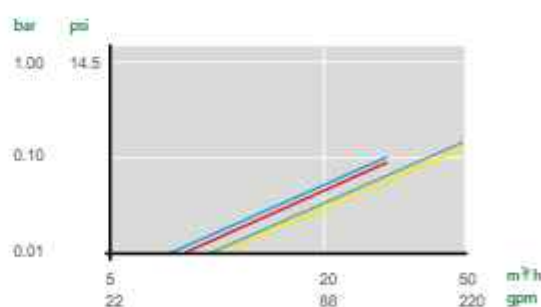
TECHNICAL FEATURES

Code	CEPEX MANUAL HLF FILTERS			
	62271	62273	62275	62277
Connection	2"	2" Large	3"	3" Large
Maximum flow	30 m ³ /h - 132 gpm	30 m ³ /h - 132 gpm	50 m ³ /h - 220 gpm	50 m ³ /h - 220 gpm
Filtration surface (mesh)	650 cm ² - 101 in ²	960 cm ² - 149 in ²	650 cm ² - 101 in ²	960 cm ² - 149 in ²
Maximum temperature / pressure	6 bar/90 psi - 60 °C/140 °F	6 bar/90 psi - 60 °C/140 °F	6 bar/90 psi - 60 °C/140 °F	6 bar/90 psi - 60 °C/140 °F



DIMENSIONS

	H		W		X		D	
	mm	in	mm	in	mm	in	mm	in
62271	445	17.5	286	11.2	75	3.0	231	9.1
62273	595	23.4	286	11.2	75	3.0	231	9.1
62275	495	19.5	336	13.2	110	4.3	231	9.1
62277	645	25.4	336	13.2	110	4.3	231	9.1





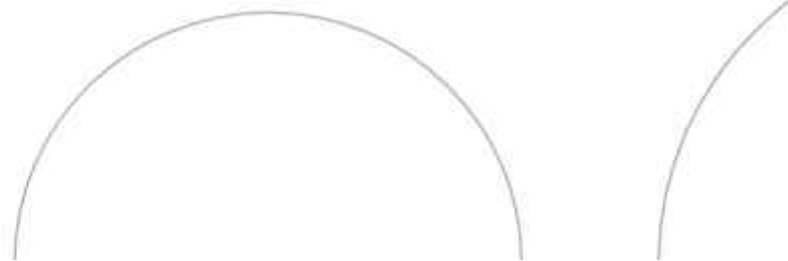
LAGOONS

FLUIDRA





Laguna Martiane. Puerto de la Cruz, Tenerife (Spain).





INNOVATIVE LAGOON & LAKE SOLUTIONS AT THE HEART OF YOUR TOURISM, RESIDENTIAL OR REAL ESTATE PROJECT

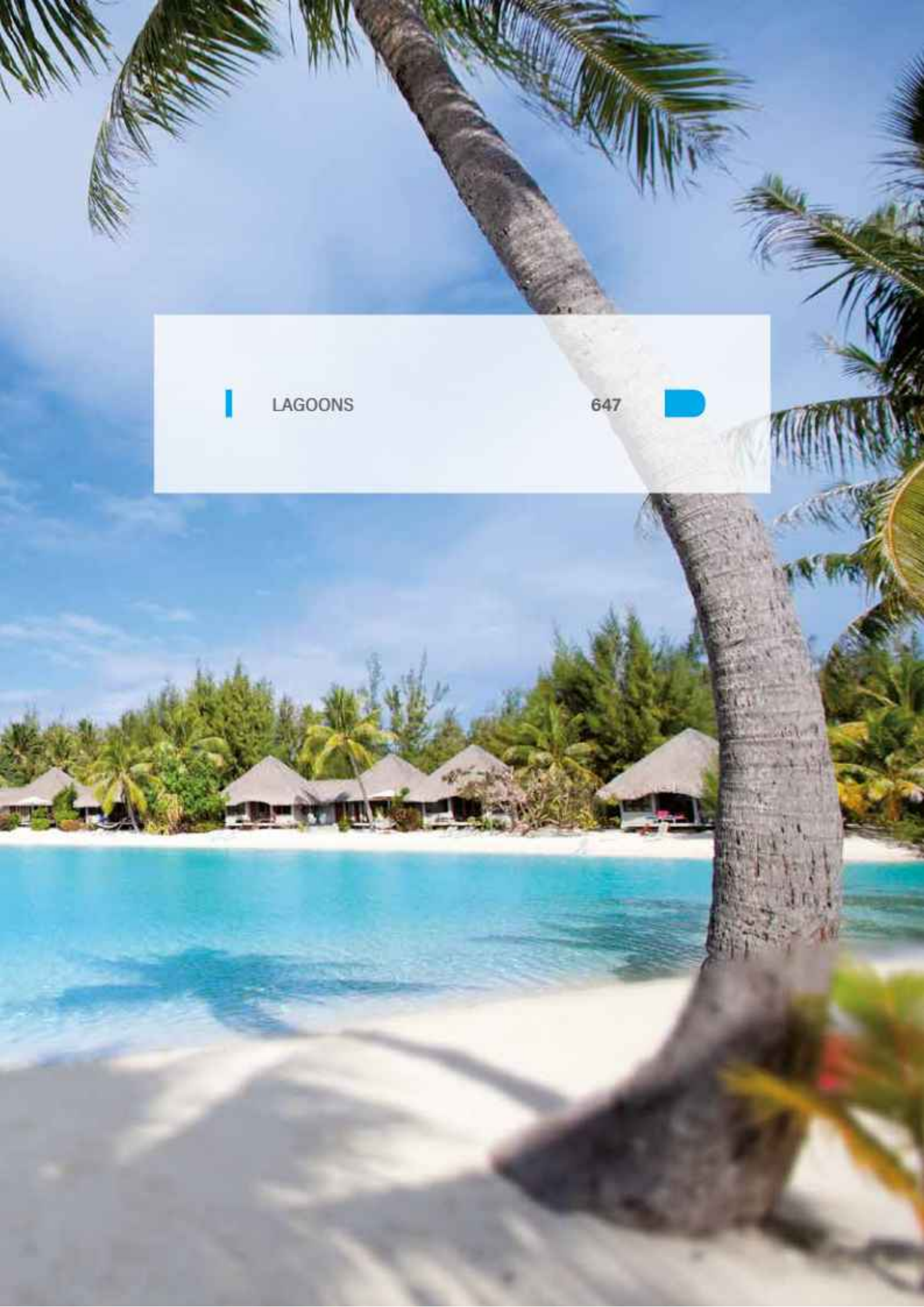
A lagoon - a man-made recreation of an idyllic coastal paradise is an innovative solution that is setting a trend in the hotel, private and real estate industries.

These oases can be adapted to limitless shapes and sizes thanks to Fluidra's sustainable technology.

These well defined spaces are an extremely versatile solution that make it possible to include multiple concepts in a single design.

They are able to accommodate a wide range of activities, including water sports like swimming, kayaking, paddle surfing, even sailing in small boats, as well as a host of **recreational activities that make this unique concept perfect for all types of users.**







LAGOONS

LAGOONS

- 648** LAGOONS & LAKES
- 648** What is considered a Lake and a Lagoon
- 650** Exploration of Economic performance spaces
- 652** Wide Range of Sports
- 653** Maximum Quality
- 653** Pristine Water

WHAT IS CONSIDERED A LAKE AND A LAGOON

A lagoon is an artificial recreation of a paradisiacal beach mainly used in hotels, resorts and real estate, among others. These multifunctional spaces are an extremely versatile solution that make it possible to include a wide range of concepts, areas, themes and services.

They are able to accommodate a wide range of activities, including water sports like swimming, kayaking, paddle surfing, sailing, as well as a recreational activities that make this unique concept perfect for all family and users.



An artificial lake on the other hand, is a large body of water that provides a fresh, ornamental touch to outdoor areas. It can also include some water shows or water activities such as boats for navigation but they can't be used for swimming and aquatic sports.



LAGOONS & LAKES

LAGOONS



Great blend with
the landscape



Sensation of
being in the sea



Return of
investment



Multifunctional
solution



Different depths ideal
for all family



100% Customized
designs

LAKES



Great blend with
the landscape



Multifunctional
solution



Return of
investment



100% Customized
designs




EXPLORATION OF ECONOMIC PERFORMANCE SPACES

Empowering the profitability of your project



LAGOONS & LAKES

The customized and cutting-edge designs of our lagoons create a "pull" effect, generating an increase in demand that translates into more sales for the business and activities located directly on the lagoon. Likewise, lagoons increase the value of any property and deliver added value to developments.



WIDE RANGE OF SPORTS

Our lagoons are safe spaces -no dangerous currents or jellyfish here- that provide recreation and fun for the entire family, with multiple opportunities for both rest and relaxation, as well as sports, including kayaking, wakeboarding and paddle surfing.

LAGOONS



LAKES



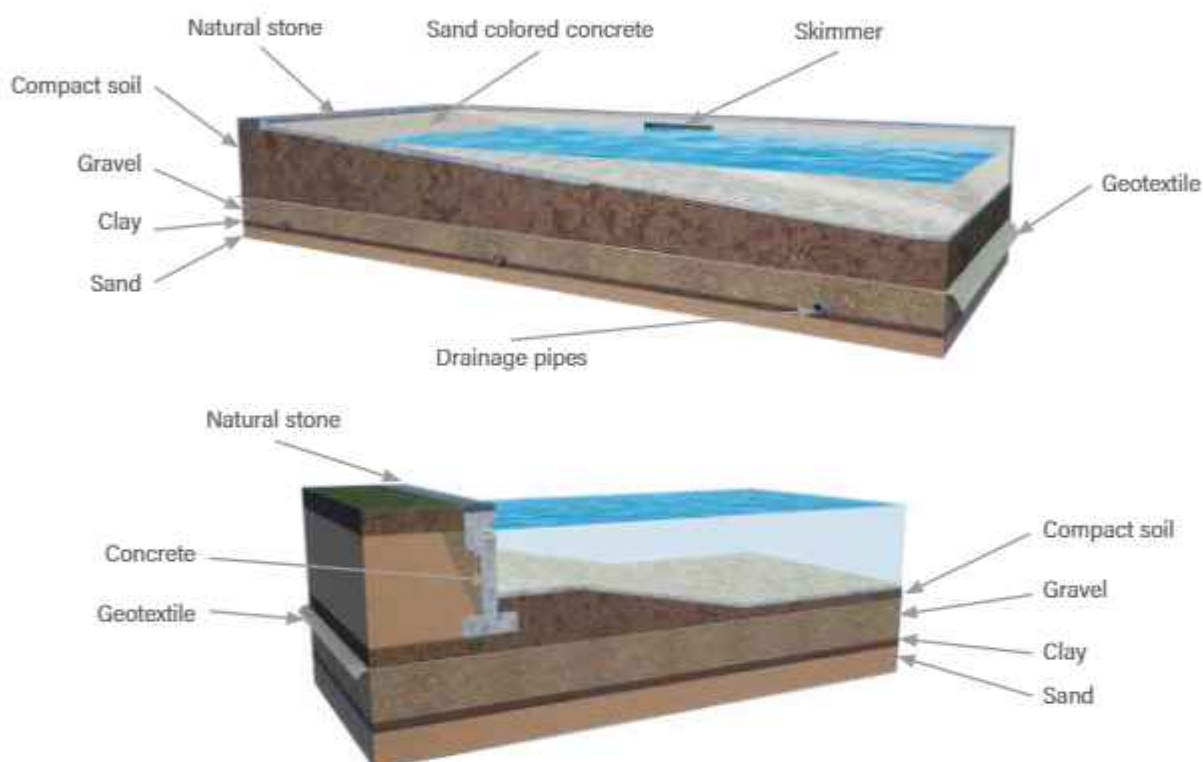
MAXIMUM QUALITY

Focused on every project

As designers, manufacturers and suppliers, at Fluidra we ensure that the investment in our lagoons has a minimal impact on construction and maintenance costs.

Waterlight

Our lagoons are equipped with a double layer of protection that guarantees water tightness.



PRISTINE WATER

Lagoon treatment

Our lagoons are designed to adapt to the requirements of each project, and we offer both freshwater and saltwater solutions.

Treatment and disinfections consists essentially of:

- Filtration system.
- Recirculation system.
- Disinfection water treatment.
- Flocculation system.
- UV system.

Microbiological and physicochemical quality

Compliance with international health standards.

FLUIDRA



'24

COMMERCIAL SOLUTIONS

POOL, WELLNESS, FOUNTAINS & LAGOONS TECHNOLOGY

FLUIDRA

Av. Alcalde Barnils, 69
08174 Sant Cugat del Vallès (Barcelona) Spain
Tel. : +34 93 724 39 00
www.astralpool.com